




I N D U S T R I E S

**CATENE
CHAINS**



**CATALOGO TECNICO GENERALE
GENERAL TECHNICAL CATALOGUE**



04.2022

isb-industries.com





I N D U S T R I E S

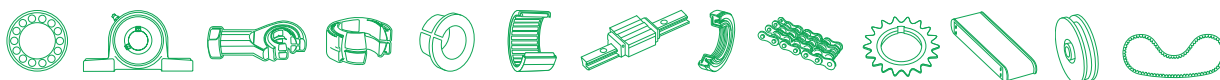


EURO TRASMISSIONI
ITALY

EUOTRASMISSIONI S.r.l. – P.I. CEE IT 02934770351
Via Modena 9/C – 42048 Rubiera (Reggio Emilia) ITALIA
Tel. 0522 623500 – Ufficio Comm. Tel. 0522 623510
R.E.A.C.C.I.A.A.RE326041 – info@isb-powertransmission.com

La prima catena in EUROPA con codice di tracciabilità inciso sulle piastre – *Premium Quality, traceability on plates*

ISB[®]
INDUSTRIES



isb-industries.com

PROGRAMMA GENERALE DI VENDITA

GENERAL SALES PROGRAM



Cuscinetti e componenti
Bearings and components



Cuscinetti a rullini
Needle bearings



Supporti autoallineanti
Self-aligning bearing units



**Snodi sferici
teste a snodo - forcelle**
*Spherical plain bearings
rod ends - clevises*



Boccole
Bushings




Ruote libere
Free wheels



**Cuscinetti Micro /
Applicazioni silenziose**
*Micro bearings /
Low noise application*




Cuscinetti di grandi dimensioni
Large bearings



Cuscinetti a sfere polimerici
Polymeric ball bearings



Cuscinetti di precisione
Precision bearings



**Componenti per la
movimentazione lineare**
Components for linear motion



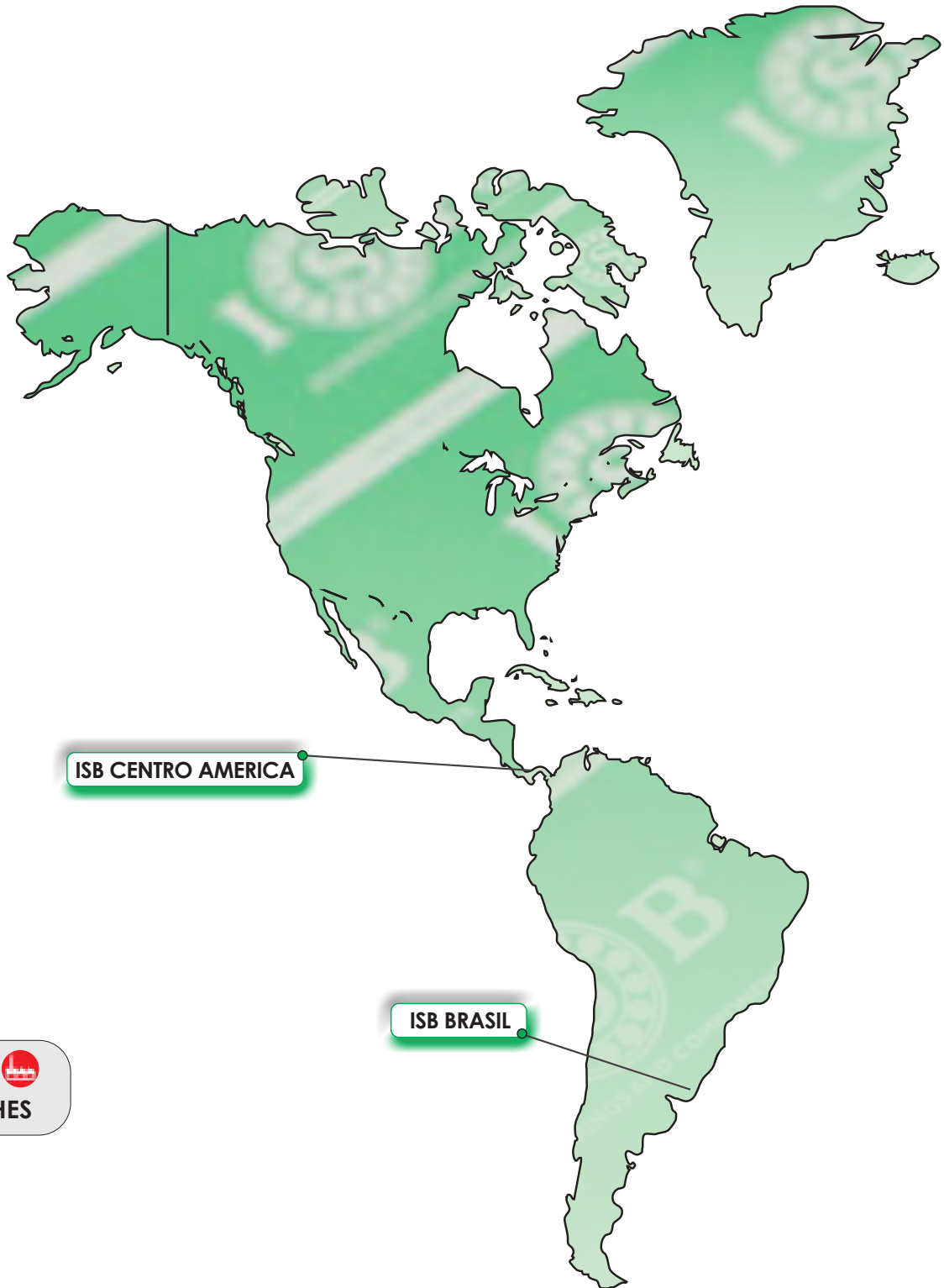
Cuscinetti di base
Slewing bearings





I N D U S T R I E S

Distributore / Distributor



DISTRIBUTORI

60+ ISB SERVICES
2000+ DISTRIBUTORI E PUNTI VENDITA



DISTRIBUTORS

60+ ISB SERVICES

2000+ DISTRIBUTORS AND SALES POINTS

INTRODUZIONE / INTRODUCTION		11
Generalità / <i>Generality</i>		12
Elementi di una catena a rulli / <i>Elements of a roller chain</i>		13
Catene a rulli serie europea / <i>European series roller chains</i>	ISO, BS, DIN	16
Catene a rulli serie americana / <i>American series roller chains</i>	ASA, ANSI	16
Catene a rulli serie americana rinforzata / <i>Reinforced american series roller chains</i>	ASA H, ANSI H	17
Catene a rulli in acciaio inox (serie SS) / <i>Stainless steel chains (SS series)</i>	INOX / <i>STAINLESS STEEL</i>	17
Serie nichelata (NC) / <i>Nickel-plated series (NC)</i>	NICHELATA / <i>NICKEL-PLATED</i>	18
Lubrificazione / <i>Lubrication</i>		19
Effetto della temperatura / <i>Temperature effect</i>		20
Lubrificazione manuale / <i>Manual lubrication</i>		20
Lubrificazione continua a goccia / <i>Continuous drip lubrication</i>		21
Bagno d'olio e lubrificazione centripeta continua / <i>Oil bath and continuous centripetal lubrication</i>		21
Lubrificazione continua / <i>Continuous lubrication</i>		22
Sistema di lubrificazione continua a circolazione forzata / <i>Continuous circulation lubrication system</i>		23
Impianti e processi produttivi / <i>Manufacturing equipment and processes</i>		24
Installazione / <i>Installation</i>		26
Installazione e manutenzione della catena / <i>Chain installation and maintenance</i>		30
Risoluzione dei problemi / <i>Troubleshooting</i>		
Formulario di base per il calcolo delle trasmissioni a catena / <i>Basic formulas for chain transmissions calculation</i>		34
CATENE A RULLI PER TRASMISSIONE E TRASPORTO LEGGERO / DRIVING CHAINS		37
Catene a rulli semplici / <i>Single Strand Roller Chains</i>	ISO, BS, DIN	39
Catene a rulli doppie / <i>Double Strand Roller Chains</i>	ISO, BS, DIN	40
Catene a rulli triple / <i>Triple Strand Roller Chains</i>	ISO, BS, DIN	41
Catene per biciclette e ciclomotori / <i>Chains for bicycles and motorcycles</i>		42
Catene speciali / <i>Special Chains</i>	ISO	43
Catene a rulli semplici / <i>Single Strand Roller Chains</i>	ASA, ANSI	45
Catene a rulli doppie / <i>Double Strand Roller Chains</i>	ASA, ANSI	46
Catene a rulli triple / <i>Triple Strand Roller Chains</i>	ASA, ANSI	47
Catene a rulli serie rinforzata / <i>Heavy Series Roller Chains</i>	ASA H, ANSI H	48
Catene super rinforzate / <i>Super Strength Chains</i>	ISO / ASA, ANSI	49
Catene a rulli a piastre diritte / <i>Roller Chains with Straight Side Plates</i>	ISO, BS, DIN / ASA, ANSI	51
Catene a rulli con copiglia / <i>Cotter Type Roller Chains</i>	ASA, ANSI / ASA H, ANSI H	53
Catene a rulli per curve / <i>Side Bow Chains</i>		57
Catene a rulli a perni forati / <i>Roller chains with hollow pins</i>	ISO, BS, DIN / ASA, ANSI	58
Catene da trasporto a perni forati con rullo folle / <i>Hollow Pins Chains with Double Direction Roller</i>		59
Catene da trasporto a perni forati / <i>Hollow Pins Conveyor Chains</i>		60
Catene a maglie false per trasmissioni pesanti / <i>Heavy Duty Cranked-link Transmission Chains</i>		64
CATENE DA TRASPORTO / CONVEYOR CHAINS		67
Catene a rulli con attacchi - serie UNI / <i>Roller chains with attachments - UNI series</i>	A1-K1-A2-K2-M35-M1-M2	68
Attacchi per catene da trasporto / <i>Conveyor chains attachments</i>		70
Catene per trasmissione a passo lungo sagomata a 8 / <i>8-Shaped Double Pitch Transmission Conveyor Chains</i>	ISO, DIN / ASA, ANSI	71
Catene da trasporto a passo lungo piastre dritte / <i>Double Pitch Straight Plates Conveyor Chains</i>		72

Catene da trasporto con attacchi / <i>Conveyor Chains with attachments</i>		73
Attacchi per catene da trasporto a passo lungo / <i>Double Pitch Conveyor Chains Attachments</i>		76
Catene non unificate a passo metrico / <i>Non-Unified Chains metric pitch</i>		78
Catene non unificate / <i>Non-unified chains</i>		79
Catene da trasporto serie RF / <i>RF Type Conveyor Chains Series</i>		82
Catene da trasporto serie RF con attacchi A/K / <i>RF Conveyor Chains A/K Attachments</i>		84
Catene da trasporto serie M / <i>Conveyor Chains M Series</i>	ISO	88
Catene da trasporto serie MT / <i>Conveyor Chains MT Series</i>		92
Catene da trasporto serie MC / <i>Hollow Pins Conveyor Chains MC Series</i>		93
Catene da trasporto serie MCT / <i>Hollow Pins Conveyor Chains high Attachment Plates MCT Series</i>		95
Catene da trasporto serie M, MT, MC e MCT / <i>Rollers for Conveyor Chains ISO-Series M, MT, MC and MCT</i>		96
Catene da trasporto serie FV / <i>Conveyor Chains FV Series</i>	ISO	97
Catene da trasporto serie FVT con attacchi / <i>Conveyor Chains with high Attachments Plates FVT Series</i>	ISO	101
Catene per trasporto serie FVS a perni forati / <i>Hollow Pins Conveyor Chains FVS Series</i>	ISO	102
Catene da trasporto serie FV, FVT e FVC a perni forati / <i>Rollers for Conveyor Chains of ISO-Type FV, FVT and FVC with solid and hollow Pins</i>	ISO	103
Catene per agricoltura / <i>Agricultural chains</i>		104
Catene a piastre diritte per la raccolta delle barbabietole / <i>Beet harvest straight plates chains</i>		105
Catene da trasporto per acciaieria / <i>Conveyor Chains for Steel Plant</i>		107
Catene da trasporto a perni / <i>Pins Chains</i>		113
Catene da trasporto a raschietti / <i>Scrapers Conveyor Chains</i>		114
Catene da trasporto per industria alimentare / <i>Chains for food industry</i>		115
Catene da trasporto per materie plastiche / <i>Conveyor Chains Used for Plastics</i>		117
Catene da trasporto con movimento curvo / <i>Curved Movement top Chains</i>		118
Catene da trasporto a perni forati con rullo folle / <i>Hollow pins Chains with Double Direction Roller</i>		119
Catene da trasporto a perni forati / <i>Hollow pins Conveyor Chains</i>		120
Catene da trasporto con attacchi tipo K / <i>Conveyor Chains with K Type Attachment</i>		121
Catene da trasporto per il settore cartario / <i>Paper Production Conveyor Chains</i>		123
Catene per accumulo / <i>Storage chains</i>		124
Catene Fly-Roller / <i>Fly-Roller Chains</i>		125
Catene da trasporto con rullo laterale / <i>Side Roller Conveyor Chains</i>		129
Catene a rulli semplici con rullo superiore folle / <i>Single Strand Roller Chains with Idle Upper Roller</i>		132
Catene da trasporto per l'industria del legno / <i>Wood Industry Conveyor Chains</i>		133
Catene da trasporto con attacchi a punta / <i>Sharp top Chains</i>		135
Catene con cavallotti vulcanizzati / <i>Roller Chains with Vulcanized Elastomer Profiles</i>		141
Catene da trasporto per il settore cartario / <i>Paper Production Conveyor Chains</i>		145
CATENE PER SCALE MOBILI / ESCALATOR STEP CHAINS		147
Catene per carichi con pendenze elevate / <i>Heavy-duty & High Gradient Escalator Step Chains</i>		153
Catene per scale mobili senza manutenzione / <i>No Maintenance Escalator Step Chains</i>		154
Catene guida / <i>Driving Chains</i>		155
Catene per corrimano / <i>Handrail Driving Chains</i>		156
CATENE PER TRASPORTATORI RASCHIANTI / WELDED CHAINS		157
Catene per trasportatori raschianti con pale saldate (Tipo S, Tipo T) / <i>Shaving Scraper Sidebar Welded Steel Chains (S Type, T Type) Series</i>		158

Catene per trasportatori raschianti con pale saldate (Tipo ST) / <i>Shaving Scraper Sidebar Welded Steel Chains (ST Type) Series</i>		159
Catene a maglie false saldate / <i>Offset sidebar welded Steel Chains</i>		160
Catene con perno saldato a piastre diritte / <i>Straight Sidebar Welded Steel Chains</i>		161
Catene a maglie false saldate / <i>Offset Sidebar Welded Steel Chains</i>		162
Catene per trasportatori raschianti con pale saldate / <i>Scraper Sidebar Welded Steel Chains</i>		165
Catene a maglie false saldate / <i>Welded Offset Sidebar Steel Chain</i>		169
CATENE SPECIALI - CATENE SILENZIOSE / SPECIAL CHAINS - SILENT CHAINS		171
Catene per macchine asfaltatrici / <i>Paver Machines Chains</i>		172
Catene da trasporto per bitumazione / <i>Conveyor Chains For Asphalt Production</i>		173
Catene per trafilatrici / <i>Draw Bench Chains</i>		176
Catene trasporto per escavatori / <i>Trencher Chains</i>		177
Catene a maglie false tipo 2614M14 / <i>2614M14 Type Cranked-link Chains</i>		179
Catene per macchine da stampa / <i>Chains for printers</i>		180
Catene a rulli anticurvatura & catene per finestre / <i>Anti-Side Bow & Pushing Windows Chains</i>		181
Catene per macchine tessili / <i>Chains for Textile Machines</i>		182
Catene per motoseghe / <i>Saws chains</i>		183
Catene per trasporto e sollevamento / <i>Hanging conveyor chains</i>		184
Catene silenziose / <i>Silent Chains</i>		185
Catene distribuzione motore / <i>Timing chains for engine</i>		186
Giunti a catena / <i>Couplings chains</i>		187
CATENE SERIE AGRICOLA / AGRICULTURAL CHAINS		189
Catene per uso agricolo per semina e raccolta / <i>Walking Tractor Chains and Ratay Tillage Chains</i>	ISO, DIN	190
Catene da sollevamento per uso agricolo / <i>Agricultural leaf chains</i>		191
Catene standard / <i>Standard Chains</i>	ISO, BS, DIN	192
Catene GS38 combinate / <i>GS38 Combined Chains</i>		195
Tipo MR, tipo RF e attacchi / <i>MR Type, RF Type and Attachment Links</i>		196
Attacchi / <i>Attachments</i>		197
Catene da agricoltura con attacchi tipo C / <i>C Type Agricultural Chains with Attachments</i>		198
Catene per agricoltura serie speciali / <i>Special Agricultural Chains series</i>	ISO, DIN	204
CATENE ACCIAIO INOX AISI 304 CATENE CON TRATTAMENTI SUPERFICIALI / AISI 304 STAINLESS STEEL ROLLER CHAINS COATED/SURFACE TREATED CHAINS		205
Catene nichelate e catene zincate / <i>Nickel-plated Chains and Zinc-plated Chains</i>	ISO, BS, DIN / ASA, ANSI	206
Trattamento superficiale Dacromet / <i>Dacromet-plated</i>		207
Catene a rulli, con trattamento di nichelatura superficiale / <i>Roller Chains, with Superficial Nickel-plated Treatment</i>	ISO, BS, DIN / ASA, ANSI	208
Catene a rulli esenti da lubrificazione / <i>Lubrication free Roller Chains</i>	ASA, ANSI	209
Catene in acciaio inox AISI 304 / <i>AISI 304 Stainless Steel Chains</i>	ISO, BS, DIN / ASA, ANSI	210
Catene a rulli in acciaio inox AISI 304 / <i>AISI 304 Stainless Steel Roller Chains</i>	ISO, BS, DIN / ASA, ANSI	211
Catene da trasporto a passo lungo in acciaio inox / <i>Double Pitch Stainless Steel Conveyor Chains</i>		212
Catene da trasporto a passo lungo in acciaio inox con attacchi / <i>Double-pitch stainless steel conveyor chains with attachments</i>		213
Catena da trasporto a passo lungo perni forati in acciaio inox / <i>Double-pitch Stainless Steel Hollow Pins Chains</i>		214

Catene per trasporto rifiuti / <i>Sewage Disposal Chains-715 Stainless Steel Chains</i>		215
Catene in acciaio inox con trattamento anticorrosivo / <i>Anticorrosive Treatment Stainless Steel Chains</i>		216
CATENE FLEYER / FLEYER - LEAF CHAINS		219
Catene FLEYER serie AL / <i>AL Leaf Chains Series</i>	ASA, ANSI	220
Catene FLEYER serie UF / <i>UF Leaf Chains Series</i>	ISO	221
Catene FLEYER serie LL / <i>LL Light Series Leaf Chains Series</i>	ISO	222
Catene FLEYER serie BL / <i>LH (BL) Heavy Series Leaf Chains Series</i>	ISO	223
Catene FLEYER serie BL / <i>LH (BL) Heavy Series Leaf Chains Series</i>	ISO	224
Catene FLEYER a perni sporgenti / <i>Wrench Leaf Chains</i>	ISO	225
Perni per catene FLEYER / <i>FLEYER Pins</i>		226
CATENE PER SOLLEVAMENTO VEICOLI / VEHICLES LIFTING CHAINS		227
Catene per sollevamento veicoli / <i>Vehicles lifting chains</i>		228
Catene per giacimenti petroliferi / <i>Oil fields chains</i>		230
Catene per macchine portuali / <i>Port machines chains</i>		234
CATENE CON TAPPARELLE / TABLETOP CHAINS		237
Rettilinee con tapparelle in acciaio <i>Straight line top / Straight line top with steel flat-top chains</i>		238
Rettilinee con tapparelle in resina <i>Straight Line Top / Straight Line Top with acetalic resin flat-top chains</i>		244
Curvilinee con tapparelle in acciaio <i>"curve top" / "Curve top" with steel flat-top chains</i>		246
Curvilinee con tapparelle magnetiche in acciaio <i>"curve top" / "Curve top" with magnetic steel flat-top Chains</i>		248
Curvilinee con tapparelle in resina <i>"curve top" / "Curve top" with steel flat-top chains</i>		249
ACCESSORI E MANUTENZIONE / ACCESSORIES AND MAINTENANCE		253
Smontacatene / <i>Chain breakers</i>		254



INDUSTRIES



INTRODUZIONE
INTRODUCTION

La catena di trasmissione è un organo da accoppiare ad una ruota dentata o pignone ed è composta da 5 tipologie di elementi:

1. piastre interne
2. boccole
3. rulli
4. piastre esterne
5. perni

Questo meccanismo è stato regolamentato secondo gli standard internazionali e quindi i tipi di catene più diffusi, siano essi per uso trasmissione o trasporto, sono stati catalogati secondo tali dettami permettendo l'industrializzazione di prodotti secondo linee guida comuni.

Tuttavia, sebbene le normative di riferimento riconducano a caratteristiche comuni, i diversi produttori sono in grado di realizzare prodotti caratterizzati da differenti livelli qualitativi in funzione del design di produzione avanzato, della tecnologia di produzione adottata, della comprensione delle applicazioni e, non ultimo, per il supporto offerto al cliente; nello specifico, ISB conferisce ai suoi prodotti prestazioni sempre più elevate e soluzioni innovative operando non solo su processi di progettazione e produzione sempre più sofisticati che vengono sistematicamente gestiti, controllati ed implementati, ma anche grazie alla stretta sinergia con i fornitori di materiali e di macchinari leader mondiali nei loro settori.

Per quanto sopra, le catene ISB sono realizzate secondo i più elevati standard qualitativi e certificate secondo le normative più recenti in vigore in Europa, allo scopo di soddisfare ogni tipo d'esigenza applicativa in tutti i settori industriali, fatto questo che, unito all'ampia gamma disponibile, rende ISB in grado di soddisfare ogni esigenza applicativa, sia essa standard che sviluppata in collaborazione con il cliente.

GENERALITA'

La catena è uno dei meccanismi che possono essere adottati per trasmettere potenza da un albero rotante ad un altro, siano essi installati sulla stessa macchina o su meccanismi indipendenti, ottenendo rendimenti dell'ordine del 98% che, in virtù della relativa leggerezza e dell'ingombro ridotto, ne favoriscono l'impiego in numerosissime applicazioni; apportando poi gli opportuni accorgimenti, questo tipo di trasmissione può essere adottato con la stessa efficienza anche in ambienti polverosi, corrosivi, in acqua dolce od in acqua di mare.

Gli elementi base costituenti una trasmissione a catena possono essere un pignone, una o più ruote dentate condotte ed una catena le cui maglie ingranano sui denti degli ingranaggi.

Il processo di progettazione di una trasmissione a catena comporta due passaggi chiave: il primo è la definizione della serie della catena da installare mentre il secondo è il calcolo, basato sulle specifiche della catena scelta e delle ruote dentate, della trasmissione più idonea a rispondere alle caratteristiche dell'applicazione, ovvero della capacità di trasmettere la potenza richiesta alla velocità prestabilita, per le ore di servizio indicate, caratteristica questa che sarà funzione principalmente della resistenza a fatica ed all'usura dei suoi componenti.

The chain is a device, to be coupled to a gear or to a sprocket, and is composed by 5 types of elements:

1. inner plates
2. bushings
3. rollers
4. external plates
5. pins

This mechanism has been regulated according to international standards and therefore the most common types of chains, both for transmission and for transport use, have been catalogued according to these guidelines, allowing the industrialization of products according to common guiding principle.

However, even if reference standards lead back to common characteristics, different manufacturers are able to produce items characterized by different quality levels, according to the advanced production design, the adopted production technology, the knowledge of the applications and, last but not least, the support offered to the customer; specifically, ISB gives to its products ever higher performance and innovative solutions, operating not only on increasingly sophisticated design and production processes that are systematically managed, controlled and implemented, but also thanks to the close synergy with suppliers of materials and machineries that are world-leaders in their sector.

For what above, ISB chains are manufactured according to the highest quality standards and certified according to the most recent standards in force in Europe, in order to satisfy every type of application requirement in all industrial sectors; this, together with the wide range available, makes ISB able to meet every application need, both for standard application, and for ones developed in collaboration with the customer.

GENERALITY

The chain is one of the mechanisms that can be adopted to transmit power from one rotating shaft to another, whether they are installed on the same machine or on independent mechanisms, obtaining nearly 98% yields which, thanks to the relative lightness and reduced overall dimensions, allow their use in a large number of applications; using appropriate arrangements, this type of transmission can be adopted with the same efficiency even in dusty, corrosive environments, in fresh or sea water.

The basic elements constituting a chain transmission can be a sprocket, one or more driven gears and a chain whose links engage with gears teeth.

The process of designing a chain transmission involves two key steps: the first is the definition of the chain series to be installed while the second is the calculation, based on the specifications of the chosen chain and sprockets, of the most suitable transmission, in order to answer to the application characteristics, that is the capacity to transmit the required power at the pre-established speed, for the indicated service hours, a characteristic that will mainly be function of the fatigue resistance and wear of its components.

ELEMENTI DI UNA CATENA A RULLI

Le principali caratteristiche dimensionali di una catena a rulli sono:

- il passo, ovvero la distanza tra l'asse di due perni consecutivi della catena, espressa in millimetri;
- il diametro del rullo, ovvero la misura del diametro esterno dei rulli della catena, espresso in millimetri;
- la larghezza interna, ovvero la distanza tra due facce interne delle maglie interne, espressa in millimetri, misura questa che viene nominalmente considerata pari alla larghezza del rullo della catena

Le catene a rulli sono quindi costituite da una successione alternata di collegamenti interni ed esterni che costituiscono un elemento flessibile per la trasmissione del moto.

Fig. 1

Schema di accoppiamento tra maglia interna e maglia esterna

ELEMENTS OF A ROLLER CHAIN

The main dimensional features of a roller chain are:

- the pitch, that is the distance between the axis of two consecutive pins of the chain, expressed in millimeters;
- the roller diameter, that is the measurement of the external diameter of the chain rollers, expressed in millimeters;
- the internal width, that is the distance between two internal faces of the inner link plates, expressed in millimeters, a measure that nominally is considered to be the width of the chain roller.

The roller chains are therefore constituted by an alternating succession of internal and external links that constitute a flexible member for the motion transmission.

Pic. 1

Scheme of connection between inner link and pin link.



La maglia interna è un elemento composto da due piastre sagomate, che presentano due fori in cui sono forzate due boccole. Sulle boccole sono montati due rulli, la cui funzione è quella di ridurre l'attrito durante l'ingranamento della catena con il pignone.

Fig. 2

Maglia interna.

The inner link is an element composed by two shaped plates, each of them having two holes in which two bushes are forced. Onto these bushes two rollers are mounted, whose function is to reduce friction during the gearing of the chain with the sprocket

Pic. 2

Inner link.



La maglia esterna è un elemento composto da due piastre sagomate collegate fra loro da due perni passanti all'interno dei fori delle bussole di due maglie interne adiacenti, in modo tale da ottenere la catena (fig. 1).

Nel caso specifico delle catene ribadite i perni delle maglie esterne sono ribaditi su entrambi i lati.


Nel caso specifico delle catene smontabili i perni delle maglie esterne sono ribaditi da un lato, mentre dall'altro lato sono muniti di copiglie, molletta o spine elastiche, così da ottenere lo smontaggio della catena.

Fig. 3
Maglia esterna.

The pin link is an element composed by two shaped plates, connected each other by two pins passing inside the holes of the bushes of two adjacent inner links, thus obtaining the chain (Fig. 1). In the specific case of the riveted type chains, the pins of the external links are riveted on both sides.

In the specific case of the dismantlable type chains (cotted chains), the pins of the external links are riveted on one side, while on the other side they are provided with cotter pins, spring clips or elastic pins, to obtain the chain disassembly.

Pic. 3
Pin link.



La maglia giunto è una specifica maglia esterna smontabile che si usa per collegare fra loro le estremità di una catena ribadita, così da ottenere una catena chiusa.

Fig. 4
Maglia giunto

The connecting link is a specific removable cotted outer link that is used to connect the ends of a riveted chain together, to obtain a closed chain.

Pic. 4
Connecting link



La falsa maglia è quella specifica maglia che, inserita nella catena, permette di ottenere un anello chiuso con numero dispari di passi e di perni. Essa è costituita da un perno, una bussola, un rullo e da due piastre sagomate che sono collegate fra loro dal lato stretto (di uguale larghezza di una maglia interna) per mezzo della bussola e dal lato largo (di uguale larghezza di una maglia esterna) per mezzo del perno. La conformazione della falsa maglia la rende quindi utilizzabile da un lato (quello largo) come collegamento con una maglia interna e dal lato opposto (quello stretto) come collegamento con maglia esterna.

La falsa maglia può essere inserita nella catena in fabbrica e quindi, presentando la stessa il perno smontabile, con copiglia o con spina elastica, può essere accoppiata ad una maglia di giunzione standard. Nel montaggio in fabbrica di anelli chiusi di catena ribadita di numero dispari di passi, si usa la falsa maglia a tre rulli (fig. 6) composta dall'unione di una falsa maglia e di una maglia interna.

Fig. 5
Falsa Maglia.



Fig. 6
Falsa Maglia a tre rulli.



The offset link is the specific link that, once inserted in the chain, allows to obtain a closed ring with an odd number of links and pins. It consists of a pin, a bush, a roller and two shaped plates which are connected each other: 1) at the narrow side (of the same width of an inner link) by means of the bush, and: 2) at the wide side (with the same width of a pin link) by means of the pin. The shape of the offset link makes it usable on one side (the wide one) as a connection with an inner link and on the opposite side (the narrow one) as a connection with a pin link.

The offset link can be inserted into the chain during the production phase and then, presenting the same removable pin, with split pin or with an elastic pin, can be coupled to a standard connecting link. In the factory assembly of riveted chain closed rings in odd number of steps, it is used the false three-roller link (Fig. 6), that is a connection composed by the union of an offset link and an inner link.

Pic. 5
Offset link.

Pic. 6
Offset section with three rollers.

CATENE A RULLI SERIE EUROPEA

Le catene a rulli della Serie Europea sono costruite secondo le norme ISO/R 606-1982, che quindi, in virtù dell'omogeneità degli standard adottati, possono essere chiamate anche ISO, British Standard (BS) o DIN.

La Serie Europea è la più diffusa in Europa per applicazioni nel campo della trasmissione di potenza e trova ampio utilizzo nella maggioranza delle macchine costruite in Europa con potenze installate da 0,1 kW a 1.000 kW e velocità della ruota dentata da 500 rpm a 5.000 rpm, con casi specifici di velocità di rotazione ammessa fino a 8.000 rpm con impiego a 1, 2, 3 e 4 file di rulli.

EUROPEAN SERIES ROLLER CHAINS

The roller chains of the European series are built according to ISO/R 606-1982 standards that, because of the homogeneity of the adopted standards, can also be called ISO, British Standard (BS) or DIN.

The European Series is the most used in Europe for applications in power transmission and is widely used in most machines built in Europe with power installations from 0.1 kW to 1,000 kW and speed of the sprocket from 500 rpm to 5,000 rpm , with specific cases of rotation speed allowed up to 8,000 rpm for use with 1, 2, 3 and 4 rows of rollers.



CATENE A RULLI SERIE AMERICANA

Le catene a rulli della Serie Americana sono costruite secondo le norme ASA B 29.1.

Il loro campo di applicazione è simile a quello della Serie Europea ma, in virtù delle differenti caratteristiche di progettazione, presentano rispetto a queste ultime una maggiore resistenza a fatica ed un minore carico di rottura.

Le catene della Serie Americana possono essere impiegate a 1, 2, 3 e 4 file di rulli e, su richiesta, anche con più file di rulli.

AMERICAN SERIES ROLLER CHAINS

The American Series roller chains are built according to ANSI B 29.1 standards.

Their application is similar to that of the European series but, due to the different design features, they have a higher fatigue strength and a lower breaking load compared to the latter.

The American Series chains can be used with 1, 2, 3 and 4 rows of rollers and, on request, also with multiple rows of rollers.



CATENE A RULLI SERIE AMERICANA RINFORZATA (ASA H)

Le catene a rulli della Serie Americana rinforzata, non incluse negli standard ISO, hanno lo spessore delle piastre incrementato (nello specifico, lo spessore della piastra è uguale allo spessore delle piastre della catena ASA normale di passo immediatamente superiore) che rende queste catene particolarmente adatte per applicazioni soggette a carichi a strappi con un aumento della resistenza a fatica e del carico applicabile di circa il 40% rispetto alla serie ASA. La serie ASA H, grazie alla maggiorazione della superficie di lavoro tra perno e bussola, presenta una migliore resistenza all'usura.

Sono disponibili sia semplici, sia a file multiple di rulli.



REINFORCED AMERICAN SERIES ROLLER CHAINS (ANSI H)

The roller chains of the reinforced American Series, not included in ISO standards, have an increased plate thickness (specifically, plate thickness is equal to the thickness of the plates of the ANSI normal chain of an immediately higher step), that makes these chains particularly suitable for applications subjected to pulse loads, with an increase of fatigue strength and the applicable load about 40% higher than the ANSI series.

The ANSI H series, thanks to the increase of the working surface between pin and bush, has a better resistance to wear.

Both single and multiple rows of rollers are available.

CATENE A RULLI IN ACCIAIO INOX (SERIE SS)

Le catene a rulli in acciaio INOX, disponibili sia nella Serie Europea sia nella Serie ASA, trovano impiego in applicazioni situate in ambienti corrosivi per presenza di agenti chimici, di soluzioni acide o alcaline, oppure per funzionamento a temperature al di sotto dello zero o temperature molto elevate, anche se presentano caratteristiche meccaniche generalmente inferiori rispetto alle catene in acciaio al carbonio.

La serie standard è realizzata in acciaio inox AISI 304, una lega di acciaio al cromo-nichel (composizione 18/8 o 18/10), successivamente incrudita per migliorare la resistenza meccanica che, pur essendo leggermente magnetica, può essere utilizzata fino a temperature di 400°C.



STAINLESS STEEL CHAINS (SS SERIES)

The stainless steel roller chains, available both in European and ANSI series, are used in applications located in corrosive environments due to the presence of chemical agents, acid or alkaline solutions, or for operation at temperatures below zero or temperatures very high, even though they have mechanical characteristics that are generally lower than those typical of carbon steel chains.

The standard series are made with AISI 304 stainless steel, a chrome-nickel steel alloy (18/8 or 18/10 composition), subsequently work-hardened to improve the mechanical resistance that, although slightly magnetic, can be used up to temperatures of 400 °C.

SERIE NICHELATA (NC)

Al fine di migliorare la resistenza alla corrosione anche in ambienti leggermente corrosivi (esterni, esposti o contatto con acqua di mare etc.), queste catene vengono nichelate chimicamente prima del montaggio, così da garantire un'ottima aderenza del rivestimento uniforme e compatto al metallo di base.

Le catene nichelate chimicamente, pur avendo una resistenza meccanica omologa a quella delle catene standard, garantiscono un'ottima resistenza all'usura ed una riduzione dell'attrito grazie alla durezza superficiale, che viene ulteriormente incrementata dalla presenza di una percentuale controllata di fosforo.

Questa tipologia di catena, che trova frequenti applicazioni in campo alimentare, ha un aspetto argenteo brillante e solitamente non viene fornita pre-lubrificata, onde evitare l'utilizzo di lubrificanti non compatibili con le applicazioni cui sono destinate.

Le catene con nichelatura galvanica (NG) e quelle con zincatura galvanica (ZC) possono essere prodotte su richiesta.

Questi rivestimenti sono entrambi più economici rispetto alla serie NC - in particolare le catene ZC - ma le loro caratteristiche, in termini di resistenza alla corrosione ed all'usura, sono inferiori se paragonate alla serie nichelata chimicamente.

NICKEL-PLATED SERIES (NC)

In order to improve the corrosion resistance, also in slightly corrosive environments (exteriors, exposed to or in contact with sea water etc.), these chains are chemically nickel plated before assembly, to guarantee an excellent adherence to the base metal with an uniform and compact coating.

The chemically nickel-plated chains, although having a mechanical resistance homologous to the standard chains, guarantee excellent resistance to wear and a friction reduction thanks to the surface hardness, which is further increased by the presence of a controlled percentage of phosphorus.

This type of chain, which finds frequent applications in the food field, has a shiny silver appearance and is usually not pre-lubricated, in order to avoid the use of lubricants that are not compatible with the applications for which they are chosen.

Chains with electroplating nickel plating (NG) and galvanized zinc plating (ZC) can be produced on request.

These coatings are both cheaper than the NC series - in particular the ZC chains - but their characteristics, in terms of corrosion and wear resistance, are lower if compared to the chemically nickel-plated series.



Le catene a rulli passo doppio, disponibili nella versione nichelata e in acciaio inox, sono derivate dalle catene della Serie Europea e ASA dalle quali differiscono per le piastre di passo doppio, mentre i perni, le bussole e i rulli hanno le stesse dimensioni delle catene standard corrispondenti.

Trovano impiego in trasmissioni con interassi notevoli, con carichi relativamente bassi e velocità del pignone inferiori a 500 rpm.

The double-pitch roller chains, available in nickel-plated and stainless steel versions, are derived from European and ANSI series chains, from which they differ for the double pitch plates, while pins, bushes and rollers have the same dimensions as the correspondent standard chains.

They are used in transmissions with considerable distances, with relatively low loads and pinion speeds lower than 500 rpm.



LUBRIFICAZIONE

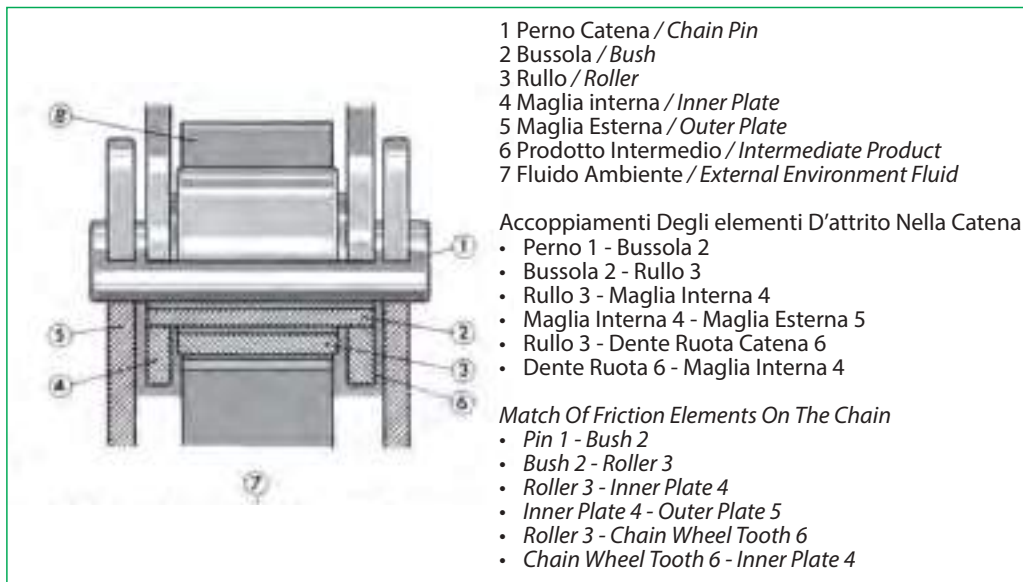
La lubrificazione di una trasmissione realizzata con catene a rulli rappresenta uno dei fattori più importanti per determinarne le prestazioni e la durata, in quanto una buona e corretta lubrificazione consente una maggiore efficacia nel movimento e, quando viene effettuata a intervalli regolari, una vita utile più lunga, così come invece una manutenzione sbagliata ne compromette il funzionamento e la vita.

L'usura generata dal moto relativo tra perno e rullo è il fenomeno che origina l'allungamento della catena. Per limitare o eliminare questo problema, è stata creata una "luce" tra la piastra della maglia interna e quella della maglia esterna che, opportunamente riempita mediante una corretta lubrificazione, permette all'olio interposto di garantire un corretto funzionamento. Il film di olio creato dal contatto tra le parti di cui sopra, quando opportunamente rabboccato durante le fasi successive alla messa in funzione, aumenta la vita utile e diminuisce il fattore di disservizio legato al rumore della trasmissione.

LUBRICATION

The lubrication of a roller chains transmission is one of the most important factors to determine its performance and durability, as a good and correct lubrication allows to obtain a greater efficiency in the movement and, if carried out at regular intervals, a longer useful life, as well as a wrong maintenance compromises its functioning and life.

The wear generated by the relative motion between pin and roller is the phenomenon that originates the lengthening of the chain. To prevent or eliminate this problem, a "clearance" has been created between the inner link plate and the one of the outer link which, properly filled by appropriate lubrication, allows the interposed oil to guarantee correct operation. The oil film created by the contact between the above mentioned parts, if properly topped up during the operating working phases after the start-up, increases the useful life and decreases the disservice factor related to the transmission noise.



La tabella seguente indica il corretto grado di viscosità del lubrificante in funzione delle diverse temperature ambientali, da cui si evince che per la maggior parte delle applicazioni è adatto un olio multigrade SAE 20/50.

The following table indicates the correct viscosity degree of the lubricant according to the different environmental temperatures, which shows that for most applications a multigrade SAE 20/50 oil is suitable.

Temperatura ambiente (°C) Ambient Temperature (°C)	Lubrificante SAE Lubricant SAE	Rating BS4231
-5 to +5	20	46 to 68
5 to 40	30	100
40 to 50	40	150 to 220
50 to 60	50	320

L'uso di grasso non è consigliato, tuttavia, se questo tipo di lubrificazione è essenziale, si consiglia di prendere nota del fatto che la velocità limite della catena è fissata a 4 metri / sec.

Esistono diversi metodi di base per la lubrificazione delle catene di trasmissione e sono determinati dalla velocità della catena e dalla potenza trasmessa.

The use of grease is not recommended; however, if this type of lubrication is necessary, it is advisable to take note that the limit speed of the chain is set to 4 meters / sec.

There are several basic methods for lubricating the drive chains and are determined by the speed of the chain and the transmitted power.

EFFETTO DELLA TEMPERATURA

Durante la fase operativa un fattore importante per il controllo in un sistema di trasmissione a catena è la temperatura della scatola, che dipende dalla severità del servizio, dalla continuità di utilizzo e da altri fattori quali il metodo di lubrificazione.

Se possibile, dovrebbero essere evitate temperature della catena superiori a 100° C per questioni legate principalmente alle caratteristiche limitazioni del lubrificante, in quanto la catena può generalmente garantire prestazioni accettabili fino a circa 250° C.

Un modo per migliorare l'efficacia della lubrificazione e l'effetto del suo raffreddamento è di aumentare il volume d'olio (fino a 4,5 litri al minuto per trefolo di catena) e predisporre un metodo di raffreddamento esterno.

LUBRIFICAZIONE MANUALE

L'olio viene applicato periodicamente con un pennello, preferibilmente una volta ogni 8 ore di funzionamento; il volume e la frequenza dovrebbero essere sufficienti per tenere la catena bagnata con olio e permettere la penetrazione di lubrificante pulito nelle articolazioni.

L'applicazione del lubrificante nebulizzato può essere soddisfacente in alcune condizioni, ma è importante che il lubrificante sia di tipo approvato per l'applicazione; questo tipo di lubrificante penetra nelle fessure tra perno, boccia e rullo, limitando la tendenza a gocciolare o drenare quando la catena è ferma, o per forza centrifuga quando la catena si sta muovendo.

TEMPERATURE EFFECT

During the operating phase an important factor to be controlled in a chain transmission system is the temperature of the chainbox, which depends on the severity of the service, on the continuity of use and on other factors such as the lubrication method.


If possible, chain temperatures above 100° C should be avoided for reasons mainly related to the typical limitations of the lubricant, as the chain can generally guarantee acceptable performance up to about 250° C.

One strategy to improve the efficiency of the lubrication and the effect of its cooling, is to increase the volume of oil (up to 4.5 liters per minute per strand of chain) and prepare an external cooling method.

MANUAL LUBRICATION

The oil is applied periodically with a brush, preferably once every 8 hours of operation; the volume and frequency should be sufficient to keep the chain wet with oil and allow the penetration of clean lubricant into the joints.

The application of the nebulized lubricant can be satisfactory under some conditions, but it is important that the lubricant is approved for the application; this type of lubricant penetrates into the slots between pin, bush and roller, limiting the tendency to drip or drain when the chain is stopped, or by centrifugal force when the chain is moving.



LUBRIFICAZIONE CONTINUA A GOCCIA

Utilizzando un sistema di lubrificazione continua a goccia, il lubrificante cade sulla parte superiore delle maglie della catena. Il tubo di gocciolamento deve essere posizionato sopra la parte superiore della catena, permettendo in questo modo al lubrificante di raggiungere le aree di attrito di perni e boccole; per una lubrificazione ottimale, è opportuno prevedere che il flusso della gocciolatura sia regolabile.

Le gocce di lubrificante non devono cadere dalla catena, ma rimanervi in sospensione, consentendo quindi un film lubrificante costante su perni e boccole.

È buona norma utilizzare una quantità minima di lubrificante, per motivi economici e per la salvaguardia dell'ambiente.

Se si opta per la lubrificazione a grasso, è possibile utilizzare dispositivi di ingrassaggio automatici, lubrificando così la catena in modo continuo per mezzo di appositi ingrassatori.

CONTINUOUS DRIP LUBRICATION

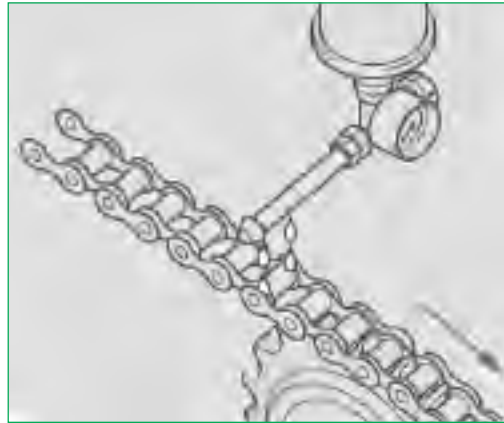
Using a continuous drop lubrication system, the lubricant falls on the top of the chain links.

The drip tube must be positioned above the top of the chain, thus allowing the lubricant to reach the friction areas of pins and bushings; in order to obtain an optimum lubrication, it is advisable to provide an adjustable drip flow.

The drops of lubricant must not fall from the chain, but must remain in suspension, thus allowing a constant lubricating film on pins and bushings.

It is good practice to use a minimum amount of lubricant, either for economic reasons or for the protection of the environment.

If you opt for grease lubrication, you can use automatic greasing devices, thus lubricating the chain in a continuous way by means of special greasers.



BAGNO D'OLIO E LUBRIFICAZIONE CENTRIPETA CONTINUA

La catena in movimento si immerge nel bagno d'olio, finché il centro dei perni raggiunge il livello dell'olio.

Se il livello dell'olio fosse superiore a tale livello, si potrebbero generare il surriscaldamento e l'ossidazione del lubrificante; si otterrebbe anche un calo delle prestazioni della catena, in quanto aumenterebbe l'attrito tra spinotti e boccole.

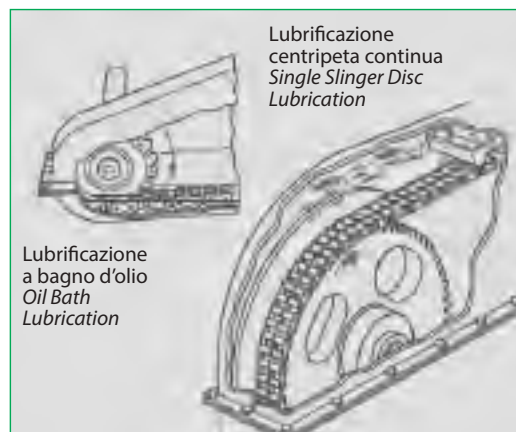
Il sistema a bagno d'olio cautele da problematiche di scarsa lubrificazione, poiché l'immersione della catena nel lubrificante implica il flusso forzato di lubrificante sui punti di attrito della catena.

OIL BATH AND CONTINUOUS CENTRIPETAL LUBRICATION

The moving chain plunges into the oil bath until the center of the pins reaches the oil level.

If the oil level is higher than this level, it could generate overheating and oxidation of the lubricant; there would also be a decrease in the performance of the chain, as it would increase the friction between pins and bushings.

The oil bath system ensures good safety from poor lubrication, as the immersion of the chain in the lubricant implies the forced flow of lubricant on the friction points of the chain.

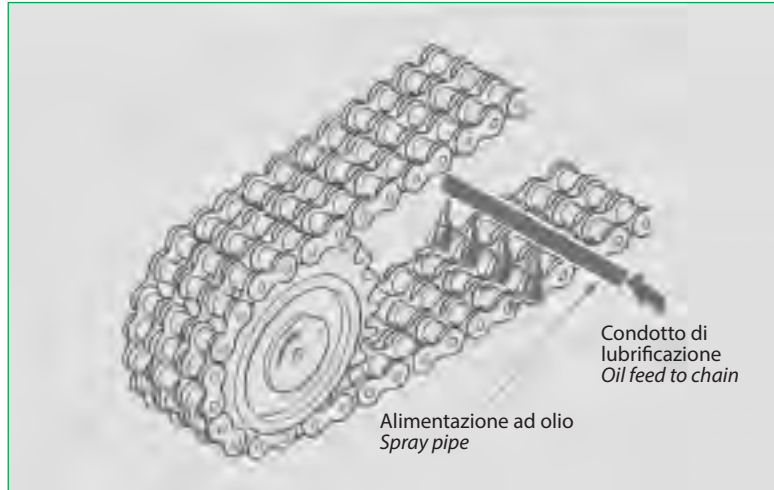


LUBRIFICAZIONE CONTINUA

La lubrificazione continua consiste in un flusso ininterrotto di lubrificante sui punti di attrito della catena.

CONTINUOUS LUBRICATION

The continuous lubrication consists of an uninterrupted flow of lubricant on the friction points of the chain



Sia nei sistemi di lubrificazione a bagno d'olio che in quelli a disco centripeto è prevista la chiusura della catena in appositi carter con coperchi; rispetto ai sistemi a bagno d'olio, il disco centripeto, installato sull'albero del pignone, consente un flusso di lubrificante più continuo sui punti di attrito della catena.

Il movimento del disco centripeto forza il lubrificante ad aderire alle superfici del coperchio sovrastante la catena, e quindi cade sulla stessa attraverso i canali di gocciolamento ricavati sulla superficie del coperchio medesimo.

Con questo sistema è immerso nel lubrificante il solo disco centripeto e non la catena; come detto sopra, nel caso la catena si trovi completamente immersa nel lubrificante si può generare un aumento dell'attrito, dell'usura e quindi la formazione di schiuma.

Quando vengono impiegati, tali dischi dovrebbero essere progettati per avere velocità periferiche tra 180 e 2240 metri / min. Il livello del lubrificante deve essere controllato periodicamente; inoltre, esso deve essere cambiato totalmente qualora venga a formarsi un accumulo di agenti contaminanti.

Both in the oil bath and in the centripetal lubrication systems, the chain is provided in special casings with covers; if compared to the oil bath systems, the centripetal disk, installed on the sprocket shaft, allows a more continuous flow of lubricant on the friction points of the chain.

The movement of the centripetal disk forces the lubricant to adhere to the surfaces of the cover overlying the chain, and then falls on it through the dripping channels formed on the surface of the lid itself.

With this system, only the centripetal disk is immersed in the lubricant, not the chain; as mentioned above, if the chain is completely immersed in the lubricant it can generate an increase in friction, wear and therefore the formation of foam.

When used, those discs should be designed to have peripheral speeds between 180 and 2240 meters/min.

The lubricant level must be checked periodically; furthermore, it must be totally changed if an accumulation of contaminants is formed.

SISTEMA DI LUBRIFICAZIONE CONTINUA A CIRCOLAZIONE FORZATA

Questo sistema garantisce la lubrificazione e il raffreddamento della catena; inoltre, non è necessario provvedere periodicamente alla pulizia della catena in quanto il lubrificante asporta direttamente lo sporco dalla catena stessa.

Il lubrificante deve essere cambiato regolarmente in base alle istruzioni di manutenzione del produttore del macchinario.

Il lubrificante viene convogliato sulla catena seguendone la direzione del movimento, trasversalmente, sul lato interno della catena, nell'immediata prossimità dei denti del pignone.

Normalmente, il flusso di lubrificazione non ne provoca il surriscaldamento; se necessario, un ulteriore getto di lubrificante può essere posizionato sopra la porzione di catena libera.

Prima di essere rimesso in circolazione, il lubrificante deve essere adeguatamente filtrato.

FORCED CONTINUOUS CIRCULATION LUBRICATION SYSTEM

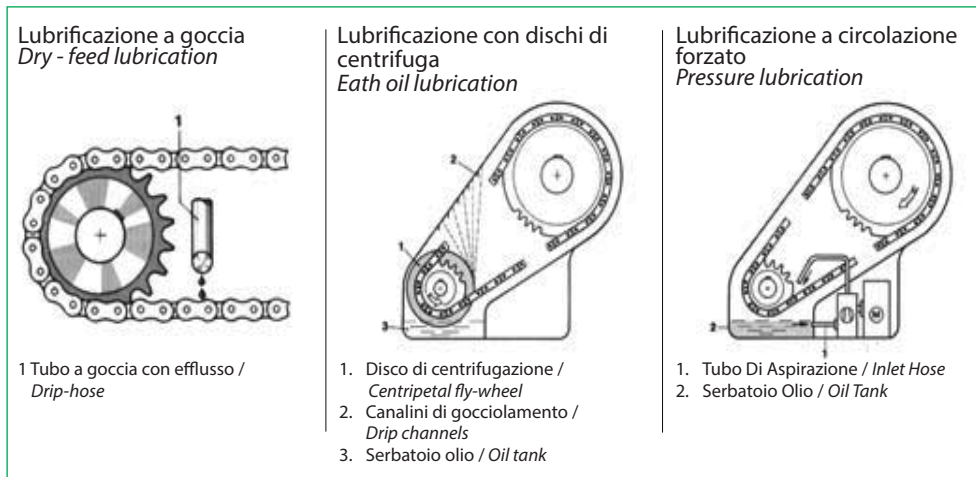
This system guarantees the lubrication and the cooling of the chain; moreover, it is not necessary to periodically clean the chain as the lubricant removes the dirt directly from the chain.

The lubricant must be changed regularly according to the maintenance instructions of the machine manufacturer.

The lubricant is conveyed on the chain following the direction of movement, transversely, on the inside of the chain, in the immediate proximity of the sprocket teeth.

Normally, the lubrication flow does not cause overheating; if necessary, a further jet of lubricant can be placed over the free chain portion.

Before being put back into circulation, the lubricant must be properly filtered.



IMPIANTI E PROCESSI PRODUTTIVI / MANUFACTURING EQUIPMENT AND PROCESSES

**AZIENDE CON SISTEMA DI QUALITÀ CERTIFICATA ISO 9001 / IATF
COMPANIES WITH QUALITY SYSTEM CERTIFIED ISO 9001 / IATF**

Lavorazione lamiera-Punzonatrice ad alta velocità
Plate processing-high speed punching machine



Lavorazione boccole-Avvolgitrice di precisione
Bush processing-precision coiling machine



Lavorazione rulli-Intestazione a freddo multistazione automatica ad alta velocità
Roller processing-Multi-station automatic high speed cold heading machine



Trattamento termico-Trasportatore a rulli in linea continuo
Heat treatment-continual roller mesh belt line



Trattamento pallinatura lamiera-Incremento resistenza a fatica
Plate strong shot peening treatment-improve fatigue strength



Assemblaggio, verifica in linea, precarico e lubrificazione-
Stazione "lean production"
Assembly, online inspection, preload and lubrication-lean production line



Linea di trattamento termico multi-funzionale
Multi-functional furnace line




Intestatura rulli a freddo
Cold heading pin machine



Centro di lavoro Mazak
Mazak machining center



Tornio CNC Mazak
Mazak CNC lathe



Macchina traina filo a bassa velocità
Seibo slow wire traveling speed



Tornio CNC automatico
CNC automatic lathe



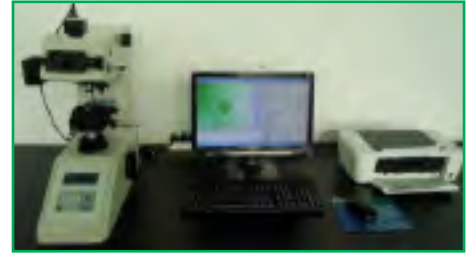
Laboratorio Qualità
Quality Lab




Spettrometro
Spectrum analyzer



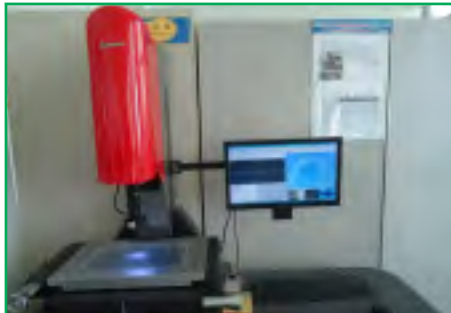
Microduremetro Vickers
Micro hardness tester Vickers



Microscopio
Metallographic microscope



Proiettore di profili
Profile measuring gauge



Test di resistenza a trazione della catena
Chain tensile strength test



Misuratore di precisione della lunghezza della catena
Chain length precision measuring instrument



Test resistenza a fatica della catena
Chain fatigue strength test



Test di resilienza
Material impact testing machine



Test di usura
Chain wear testing machine



Profilometro
Profilometer



CMM 3D



INSTALLAZIONE

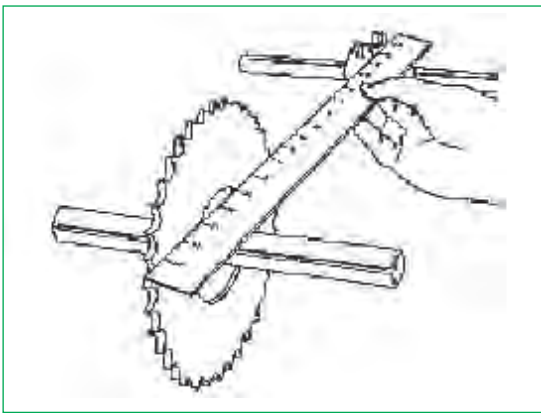
La corretta installazione di una trasmissione a catena a rulli è essenziale per ottenere una buona durata ed efficacia. Al fine di garantire un corretto montaggio, si suggerisce di procedere come di seguito:

1. Preparazione

Controllare la strumentazione ed i componenti per assicurarsi che i requisiti generali della trasmissione siano corretti (ad es. accoppiamenti flessibili, volano, mezzi di azionamento e regolazione).

Verificare le condizioni e la rigidità degli alberi e dei cuscinetti, soprattutto nel caso specifico di intervento manutentivo, laddove ci sia stato un prolungato utilizzo precedente in presenza di trasmissione con moto alternato. In caso di necessità, sostituire o rettificare i componenti che presentano un evidente grado di usura.

Gli alberi motore e condotto devono essere controllati per garantire che siano paralleli tra loro e, in modo omologo, i pignoni devono trovarsi allineati sul medesimo piano; se presente il tensionatore, è necessario eseguire omologa verifica anche su questo componente. Per procedere, utilizzare una livella e un comparatore regolabile o un micrometro tra i punti estremi dell'albero su ciascun lato dell'ingranaggio. Rettificare per recuperare qualsiasi errore di parallelismo presente.



Inizialmente allineare in modo provvisorio le ruote dentate o i rispettivi alberi ed introdurre le chiavette di serraggio secondo la corretta pratica ingegneristica senza inserirle completamente in questa fase: al fine di mantenere il pignone motore parallelo al pignone guidato è possibile verificare se si ottengono le stesse misure di distanza albero sui due lati opposti dei pignoni che si trovino in posizione complanare.

Prestare la massima attenzione con ruote dentate speciali doppie per garantire un perfetto posizionamento. Procedere con il bloccaggio a chiavetta dopo aver imbullonato le due metà, al fine di evitare che la chiavetta possa impedire il corretto montaggio generando problemi di ingranamento.

INSTALLATION


The correct installation of a roller chain transmission is essential to obtain a good duration and efficacy. In order to ensure the correct assembly, it is suggested to proceed as follows:

1. Preparation

Check the instrumentation and components to make sure that the general transmission requirements are correct (eg. flexible couplings, flywheel, drive and control means).

Check conditions and rigidity of shafts and bearings, especially in case of maintenance activities, where there has been a prolonged previous use with alternate motion transmission. If necessary, replace or rectify the components that show a sensitive degree of wear.

Both drive and driven shafts must be checked to ensure that they are parallel each other and, in the meanwhile, the sprockets are aligned on the same plane; if the idler sprocket is present, an homologous check must be performed on this component too. To proceed, use an adjustable spirit level and dial gauge or a micrometer between the end points of the shaft on each side of the gear. Correct to recover the parallelism error, if any.



Initially, align the gears or their shafts and insert the clamping keys according to the correct engineering practice, not inserting them completely in this phase: in order to keep the drive sprocket parallel to the driven one, it is possible to verify if the same measures of distance of the shaft are obtained on the two opposite sides of the sprockets that are in a coplanar position.

Pay the utmost attention when special double toothed gears are used, to ensure a perfect positioning. Proceed with the key lock after having bolted the two halves, in order to prevent any gearing problem due to the key assembly.

2. Controllo dell'allineamento del pignone

Il preciso allineamento di alberi e delle facce dei denti del pignone garantisce una distribuzione uniforme di carico su tutta la larghezza della catena e contribuisce sostanzialmente ad ottenere la massima vita utile.

Utilizzare un riscontro dritto sui lati lavorati dei pignoni in diverse posizioni e, se possibile, verificare anche l'oscillazione.

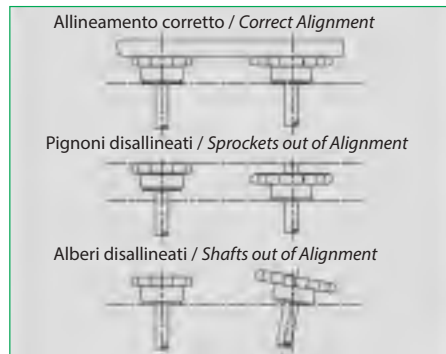
Quando l'allineamento è corretto entro i limiti attesi, posizionare le chiavette nelle sedi ed eseguire un controllo finale sull'allineamento della ruota dentata.

2. Sprocket alignment verification

The precise alignment of shafts and teeth faces of the sprocket ensures a uniform load distribution over the entire width of the chain, and contributes substantially to obtain the maximum useful life.

Use a straight ruler on the machined sides of the sprockets in different positions and, if possible, check also the oscillation.

When the alignment is correct within the expected limits, place the keys in their seats and perform a final check on the alignment of the toothed wheel.



3. Installazione di catena

La catena non dovrebbe essere montata sui pignoni fino a quando:

1. non viene eseguita una completa pulizia dei denti del pignone, in particolare dai detriti di natura abrasiva (polvere di cemento, spruzzi di saldatura, ecc.);

2. Non si è proceduto alla temporanea rimozione della sezione inferiore della carterizzazione, se presente. In spazi limitati, la movimentazione di grandi sezioni viene spesso semplificata utilizzando gli spazi che saranno successivamente occupati.

Assicurarsi che la catena sia pulita e priva di detriti e posizionarla sui pignoni, osservando istruzioni prescritte. In una catena multipla, è più semplice eseguire la giunzione a metà della corsa, tirando le estremità della catena con un morsetto tale da garantire la forza sufficiente per tendere la catena; quando si inserisce il collegamento di una catena multipla, assicurarsi che le piastre intermedie siano assemblate. Non rimuovere l'attrezzatura fino a quando il collegamento è stato completamente effettuato per evitare il danneggiamento dei perni non supportati.

Regolare la catena usando il segno di riferimento menzionato nella sezione "preparazione" a mantenere il parallelismo dell'albero.

Per una catena di interasse medio (passo catena 30-50) la regolazione corretta si ottiene quando il punto medio della campata più lunga può essere completamente mosso a mano.

Nel caso di montaggio in orizzontale è conveniente, per una corretta installazione, prevedere una leggera tensione di montaggio. Nel caso di trasmissione verticale la catena avrà tensione adeguata se ammette una leggera flessione, esercitando una lieve pressione con la mano.

3 Chain installation

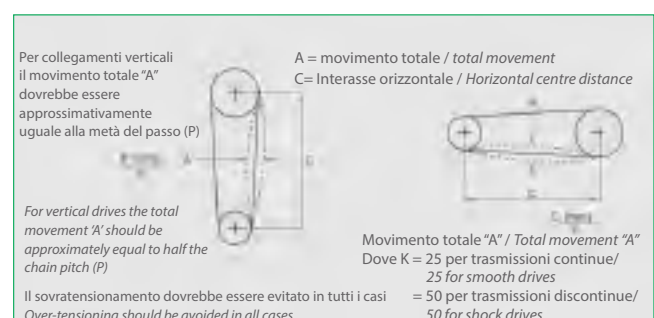
The chain should not be mounted on the sprockets until:

1. a complete cleaning of the sprocket teeth is performed, in particular by abrasive debris (cement powder, welding spatter, etc.);
2. There was no temporary removal of the lower section of the chaincase, if any. In limited spaces, the handling of large sections is often simplified by using the spaces that will be occupied later.

Make sure that the chain is clean and free of debris, and place it on the sprockets following the prescribed instructions. In a multiple chain, it is easier to make the junction in the middle of the stroke, pulling the ends of the chain with a clamp that guarantees sufficient force to stretch the chain; when inserting a multi-link connection, make sure that intermediate plates are assembled. Do not remove the equipment until the connection has been completely made to avoid damaging the unsupported pins.

Adjust the chain using the reference mark mentioned above in the "preparation" paragraph, to maintain the parallelism of the shaft. For a chain of average wheelbase (chain pitch 30-50), the correct adjustment is obtained when the midpoint of the longest span can be completely moved by hand

In case of horizontal mounting it is convenient, for a correct installation, to foresee a light mounting tension. In case of vertical transmission, the chain will have adequate tension if it admits a slight flexion, obtainable with a light pressure by hand.



4. Regolazione della catena

Per massimizzare la vita della catena, deve essere fornita qualche forma di regolazione della lunghezza della catena, preferibilmente spostando uno degli alberi. Se non è possibile ottenere il movimento di regolazione dell'albero, è consigliato inserire un pignone su galoppino che si innesta sul tratto non caricato della catena.

In generale, il galoppino dovrebbe avere lo stesso numero di denti del pignone e risulta necessario garantire che la velocità non superi i valori massimi indicati.

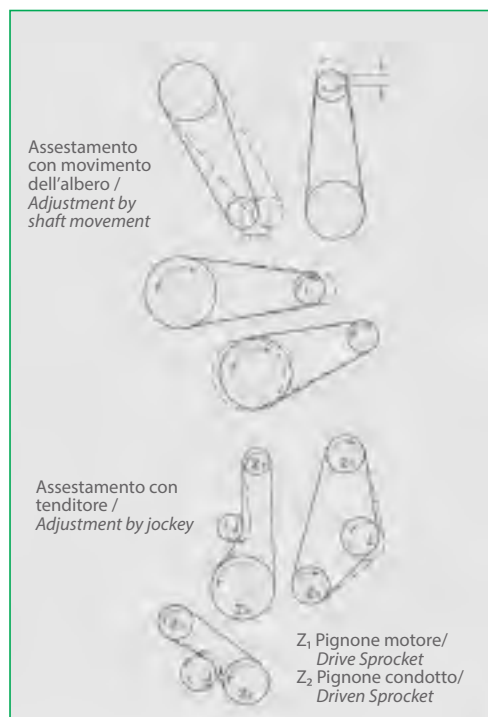
La catena dovrebbe essere registrata regolarmente, o mediante il movimento di uno degli alberi oppure mediante l'impiego di un galoppino, e deve essere sufficiente per recuperare un'usura quantificabile in un valore pari al minimo tra i valori di due passi o il 2% della lunghezza nominale della catena.

4. Chain adjustment

To maximize the life of the chain, some type of chain length adjustment should be provided, preferably by regulating one of the shafts. If it is not possible to obtain the adjustment movement of the shaft, it is advisable to insert a sprocket on a pulley that engages on the unloaded section of the chain.

Generally, the idler sprocket should have the same number of teeth as the pinion, and it is necessary to ensure that the speed does not exceed the maximum given values.

The chain should be registered regularly, either by moving one of the shafts or by using an idler sprocket, and must be sufficient to recover a quantifiable wear, equal to the minimum between the values of two steps, or 2% of the nominal length of the chain.



5. Warm-up

È consigliabile far eseguire alla catena montata una breve corsa di prova per i seguenti motivi:

- Garantire l'arrivo di lubrificante alle maglie della catena;
- Eliminare eventuali gocciolamenti dalla catena e dalle tubazioni;
- Verificare eventuali rumori o vibrazioni anomali.

5. Warm-up

It is advisable to have a short test run on the assembled chain for the following reasons:

- To guarantee the arrival of lubricant to the chain links;
- To eliminate any dripping from the chain and piping.
- To check for any unusual noises or vibrations.

6. Programma di manutenzione

La manutenzione regolare della catena è importante per ottenere la massima durata che può essere stimata in circa 15.000 ore.

Si suggerisce il seguente programma di manutenzione:

- ▶ Dopo 3 mesi:
 - Controllare la regolazione della catena e correggerla se necessario;
 - Cambiare l'olio, il filtro dell'olio e pulire la coppa.
- ▶ Annualmente:
 - Effettuare i controlli di cui sopra;
 - Controllare l'usura delle piastre laterali;
 - Controllare l'allungamento della catena;
 - Controllare la pulizia dei componenti e rimuovere eventuali accumuli di sporco o materiali estranei;
 - Controllare l'allineamento dell'albero e del pignone;
 - Controllare l'usura delle ruote dentate;
 - Controllare le condizioni del lubrificante;
 - Controllare il sistema di lubrificazione, ovvero che i tubi di alimentazione non sono ostruiti, che il programma di lubrificazione venga eseguito, che il livello di gocciolamento sia sufficiente, che il livello dell'olio sia corretto e che la pompa stia funzionando.

7. Protezione catena

Una catena nuova dovrebbe sempre essere immagazzinata nella sua scatola e/o sacchetto fino all'installazione. La catena è lubrificata in fabbrica, ma questa lubrificazione non resiste in condizioni ambientali all'aperto, in particolare in presenza di atmosfera salina.

6. Maintenance program

Regular chain maintenance is important for maximum durability that can be estimated at around 15,000 hours.

The following maintenance program is suggested:

- ▶ *After 3 months:*
 - *Check the chain adjustment and correct if necessary;*
 - *Change the oil, the oil filter and clean the sump.*
- ▶ *Annually:*
 - *Perform the above checks;*
 - *Check the wear of the side plates;*
 - *Check the lengthening of the chain;*
 - *Check the cleanliness of the components and remove any accumulations of dirt or foreign materials;*
 - *Check the alignment of the shaft and the pinion;*
 - *Check the sprocket wear;*
 - *Check the condition of the lubricant;*
 - *Check the lubrication system, so that the supply pipes are not blocked, that the lubrication program is carried out, that the drip level is sufficient, that the oil level is correct and that the pump is running.*

7. Chain protection

A new chain should always be stored in its box and / or bag until installation. The chain is lubricated at the factory, but this lubrication does not withstand outdoor in ambient conditions, especially in the presence of salt atmosphere.

INSTALLAZIONE E MANUTENZIONE DELLA CATENA / CHAIN INSTALLATION AND MAINTENANCE

RISOLUZIONE DEI PROBLEMI / TROUBLESHOOTING

Problema / Problem	Causa / Probable Cause	Soluzione / Solution
<p>La catena scatta o salta dai denti del pignone <i>The chain climbs or jumps off the sprocket teeth</i></p>	<ul style="list-style-type: none"> • Catena o pignone usurati • Catena lasca • Avvolgimento catena non corretto • Accumulo di particelle inquinanti sui denti del pignone • <i>Worn chain or sprockets</i> • <i>Excessive chain slack</i> • <i>Insufficient chain wrap</i> • <i>Foreign material intrusion in the sprocket tooth gaps</i> 	<ul style="list-style-type: none"> • Se necessario, sostituire la catena o il pignone • Registrare la catena o introdurre un galoppino tendicaten. Se consentito, accorciare la catena • Per trasmissioni di grandi dimensioni, il pignone del galoppino potrebbe non avere denti sufficienti per assorbire la tensione di lavoro. Se non modificabile, introdurre un pignone per aumentare l'avvolgimento della catena • Pulire i denti del pignone per migliorare l'accoppiamento con la catena • <i>Chain and/or sprockets replacement</i> • <i>Adjust the center distance or introduce an idle sprocket to reduce the slack. if possible, shorten the chain</i> • <i>For drives with a large ratio, the driver sprocket may not have enough teeth to absorb the working tension; if the drive sprocket cannot be modified, introduce a jockey sprocket to increase the chain wrap</i> • <i>Clean the sprocket teeth till the chain engages correctly</i>
<p>La catena si surriscalda <i>Chain drive runs hot</i></p>	<ul style="list-style-type: none"> • Il tipo o il metodo di lubrificazione non è idoneo per la velocità o la potenza trasmessa • Lubrificazione insufficiente • La catena incontra un ostacolo • La tipologia di catena non è idonea per la velocità o la potenza trasmessa • <i>Lubrication method or type of lubrication not suitable for the operating speed and transmitted power</i> • <i>Insufficient lubrication</i> • <i>Chain continually hits an obstruction</i> • <i>Incorrect chain size selection for the speed and transmitted power</i> 	<ul style="list-style-type: none"> • Controllare a catalogo un metodo di lubrificazione ottimale • Implementare gli intervalli di rilubrificazione • Rimuovere l'ostacolo • Controllare la tipologia della catena in quanto potrebbe essere necessario un passo più piccolo o una catena multipla di capacità equivalente • <i>Check the catalogue selection tables to choose the correct lubrication method</i> • <i>Increase the frequency of lubrication according to good maintenance practice</i> • <i>Remove the obstruction</i> • <i>Check the chain selection; a smaller pitch or a multi-strand chain of equivalent capacity may be required</i>
<p>Allungamento della catena (è ammesso un graduale allungamento durante il ciclo vita) <i>Chain elongation (a gradual increase over its life must be considered as normal)</i></p>	<ul style="list-style-type: none"> • Problema di lubrificazione • Sovraccarico • Spostamento dei cuscinetti • Problema dovuto a malfunzionamento del galoppino tendicinghia • <i>Lubrication failure</i> • <i>Overload</i> • <i>Bearings displacement</i> • <i>Failure of the tensioning device</i> 	<ul style="list-style-type: none"> • Sostituire la catena o il pignone • Verificare la lubrificazione, il layout ed i carichi • Monitorare l'allungamento dell'azionamento per un periodo di 2-3 mesi controllando il grado di allungamento • Verificare le condizioni del galoppino • <i>Replace chain and sprockets</i> • <i>Check lubrication, drive configuration and loadings</i> • <i>Monitor drive elongation over a period of 2-3 months by checking the degree of sag</i> • <i>Check tensioning device condition</i>

Problema / Problem	Causa / Probable Cause	Soluzione / Solution
<p>Irrigidimento della catena, salto ripetuto <i>Chain stiffens, starts to whip</i></p>	<ul style="list-style-type: none"> • Catena o pignone usurati • Catena allentata • Carichi elevati e impulsivi • Interasse catena troppo lungo • Uno o più giunti rigidi • <i>Worn chain or sprockets</i> • <i>Excessive chain slack</i> • <i>Heavy & impulsive load</i> • <i>Centers distance too long</i> • <i>One or more stiff joints</i> 	<ul style="list-style-type: none"> • Se necessario, sostituire la catena o il pignone • Registrare la catena o introdurre un galoppino tendicatena. Se consentito, accorciare la catena • Ridurre il carico • Inserire un galoppino tendicinghia • Rimuovere o ripristinare i giunti irrigiditi • <i>Chain and sprockets replacement</i> • <i>Adjust centers distance or introduce a tightening such as a jockey sprocket. Alternatively, shorten the chain by one or more pitches</i> • <i>Reduce the loading</i> • <i>Add an idler sprocket on long centers distances</i> • <i>Remove or repair stiff joints</i>
<p>Rumorosità eccessiva <i>Excessive noise</i></p>	<ul style="list-style-type: none"> • Disallineamento dei pignoni • Lubrificazione inadeguata • Cuscinetti usurati o mal posizionati • Catena troppo lasca o tesa • Catena o pignone usurati • Giunti stretti • Carichi elevati ed impulsivi • Catena di passo troppo lungo • Presenza di ostruzioni • <i>Sprockets misalignment</i> • <i>Inadequate lubrication</i> • <i>Worn or incorrectly fitted bearings</i> • <i>Chain excessively slack or tight</i> • <i>Worn chain or sprockets</i> • <i>Tight joints</i> • <i>Heavy impulsive loads</i> • <i>Chain pitch size too large</i> • <i>Obstruction in the chains movement</i> 	<ul style="list-style-type: none"> • Il disallineamento produce carichi e usura anomali. Ricontrollare l'allineamento per mantenere le normali condizioni di funzionamento • Migliorare il metodo di lubrificazione per garantire la giusta quantità di lubrificante alla trasmissione • Sostituire o sistemare i cuscinetti per correggere i disallineamenti della trasmissione • Se possibile, registrare l'interasse oppure introdurre un galoppino tendicatena • Se necessario, sostituire la catena o il pignone. Valutare anche l'adozione di denti induriti • Sostituire o ripristinare i giunti • Ridurre i carichi o introdurre un galoppino tendicinghia • Selezionare la catena ottimale • Rimuovere l'ostruzione • <i>Misalignment leads to abnormal loading and wear. The alignment must be verified to maintain normal drive conditions</i> • <i>Improve lubrication method to ensure the proper lubrication amount is available in the bearing areas</i> • <i>Replace or correct the bearings as these will affect the entire drive</i> • <i>Adjust the center distance or introduce a jockey sprocket</i> • <i>Replace the chain and/or the sprockets. Eventually consider hardened teeth</i> • <i>Replace or repair joints</i> • <i>Reduce the load or introduce an idler sprocket</i> • <i>Check the chain selection or contact our technical staff</i> • <i>Remove the obstruction</i>

Problema / Problem	Causa / Probable Cause	Soluzione / Solution
<p>Elevata usura dei denti del pignone. (Un aspetto lucido e brillante è normale)</p> <p><i>Heavy wear on sprocket teeth working faces (a bright-polished appearance is considered normal)</i></p>	<ul style="list-style-type: none"> • Lubrificazione insufficiente • Presenza di particelle abrasive • <i>Poor lubrication</i> • <i>Presence of abrasive particles</i> 	<ul style="list-style-type: none"> • Migliorare la lubrificazione (ved. sezione apposita) • Verificare la presenza di particelle estranee ed eliminarne l'origine. Se necessario sostituire le ruote dentate e la catena • <i>Improve the lubrication method, (see lubrication section)</i> • <i>Check for presence of foreign materials and eliminate the source. If necessary, replace sprockets and chain</i>
<p>Rottura del perno</p> <p><i>Pin fails</i></p>	<ul style="list-style-type: none"> • Il carico è eccessivo per la catena scelta • <i>System loading overpasses the maximum chain capacity</i> 	<ul style="list-style-type: none"> • Controllare la tabella di consumo kilowatt per verificare se la capacità della catena è stata superata. Può essere necessaria una catena di passo più grande o multipla se le condizioni di carico non possono essere modificate • <i>Check the kilowatt rating table and verify if the chain capacity has been exceeded. In case the load conditions cannot be corrected, a larger pitch chain or a multi-strand chain may be required</i>
<p>Rottura del rullo o della boccola</p> <p><i>Roller or bush fails</i></p>	<ul style="list-style-type: none"> • La capacità della catena è stata superata ad alta velocità causando un impatto sui denti del pignone • I segni dei denti all'esterno del diametro del rullo possono causare guasti • <i>Chain capacity has been exceeded at high speed causing impact on the sprocket teeth</i> • <i>Initial failure tooth marks on the outside of the roller diameter</i> 	<ul style="list-style-type: none"> • Controllare il tipo di trasmissione. Potrebbe essere necessaria una catena di passo più piccolo, multipla o ruote dentate con più denti • Registrare la catena • <i>Check the drive selection; a smaller pitch chain, a multi-strand chain or sprockets with more teeth may be required</i> • <i>If the rollers are marked by the sprocket teeth, adjust the center distance</i>
<p>Catena arrugginita</p> <p><i>Rust present on chain</i></p>	<ul style="list-style-type: none"> • Lubrificazione inadeguata. Ciò influenzerà anche i giunti che cambieranno colore (da marrone chiaro a marrone scuro) e potrebbero essere ruvidi, scanalati o usurati • <i>Inadequate lubrication. This also affects the joints which get discolored (light to dark brown), and may become rough, grooved or galled</i> 	<ul style="list-style-type: none"> • Rimuovere diversi giunti e controllare che i componenti non siano gravemente danneggiati. Se necessario sostituire la catena e le ruote dentate. Migliorare il metodo di lubrificazione • <i>Remove affected joints and check that the components are not severely damaged</i> • <i>Replace chain and/or sprockets if necessary</i> • <i>Improve lubrication method</i>
<p>Piastra danneggiata</p> <p><i>Side plate fails</i></p>	<ul style="list-style-type: none"> • Carico ripetitivo oltre il limite ammesso dalla catena • Possibile carico impulsivo, che può causare rottura per fatica • <i>Fatigue failure is caused by repetitively overloading the chain</i> • <i>Impulsive drive conditions can also cause fatigue failure</i> 	<ul style="list-style-type: none"> • Controllare il tipo di azionamento; potrebbe essere necessaria una catena di passo più lungo o multistrato • In caso contrario, controllare l'allungamento che potrebbe indicare catena o pignoni usurati. Sostituire dove richiesto • <i>Check the drive selection; a larger pitch chain or a multi-strand chain may be required</i> • <i>If not the above, check for excessive slack. This may indicate worn chain and sprockets. Replace where required</i>

Problema / Problem	Causa / Probable Cause	Soluzione / Solution
Piastra/e usurata/e <i>Side plates are worn</i>	<ul style="list-style-type: none"> • L'usura è causata dal disallineamento dei pignoni • L'usura sulla parte superiore della piastra laterale è causata dallo sfregamento della catena contro il carter o qualche ostacolo • <i>Wear on the inside of the plate caused by sprocket misalignment</i> • <i>Wear on the top of the side plate caused by the chain rubbing against the chaincase or some obstruction</i> 	<ul style="list-style-type: none"> • Controlla e ripristina l'allineamento dei pignoni • Rimuovere la fonte di sfregamento togliendo l'ostruzione o aggiungendo un pignone per controllare l'allungamento della catena • <i>Check and adjust sprocket and shaft alignment</i> • <i>Remove source of rubbing by removing the obstruction or adding a jockey sprocket to control the slack in the chain</i>
Usura dei fianchi dei denti del pignone <i>Wear on the sides of the sprocket teeth</i>	<ul style="list-style-type: none"> • Disallineamento • <i>Drive misalignment</i> 	<ul style="list-style-type: none"> • Controllo e ripristino del corretto allineamento di pignone e albero • <i>Check and correct sprocket and shaft alignment</i>

FORMULARIO DI BASE PER IL CALCOLO DELLE TRASMISSIONI A CATENA

La determinazione dello sforzo motore che si viene a creare nei trasportatori e negli elevatori a catena è da sempre oggetto di studi specifici, per una corretta progettazione della trasmissione con catene a rulli.

Occorre inizialmente individuare (e possibilmente neutralizzare, già in fase di progettazione) tutte le sollecitazioni, torsioni varie e flessioni che possono trovare origine nelle varie applicazioni. Di seguito vengono elencati simboli e lettere (con relativi significati) impiegati nelle formule riportate più avanti.

α = angolo d'inclinazione del trasportatore (o dell'elevatore)

L = lunghezza del ramo del trasportatore (o dell'elevatore) tra il centro dell'albero della ruota comando e quella denominata 'rinvio', espressa in metri

P = sforzo periferico espresso in kg (agisce sulla circonferenza primitiva del sistema volvente -ruote); esso deve essere superato per la messa in moto del meccanismo

P1 = sforzo periferico totale, corrispondente a V, agente sulla circonferenza primitiva della ruota (pignone o puleggia di comando), maggiorato di "C" e delle resistenze passive della trasmissione, precisamente del:

- 10% per gli attriti degli assi di comando e di rinvio
- 15% per ogni coppia di ingranaggi di riduzione
- 50% se la riduzione è costituita da un riduttore a vite o elica

Q = peso catena, tapparelle, piastre, tazze per metro lineare

q = peso del materiale (sabbia, polveri, carbone ecc.), per metro di trasportatore

g = grado di riempimento tazze ($g=0,7-0,8$ per materiali polverosi, $g=0,4-0,5$ per materiali di pezzatura grossa/media)

d = distanza tra una tazza e l'altra, espressa in metri

n = numero giri / minuto della ruota comando

p = peso in kg dei materiali che ogni tazza (piena) può contenere, senza tenere conto del grado di riempimento "g"

Rp = raggio primitivo della ruota di comando, espressa in metri

V'' = Velocità espressa in m/sec, ed è $= (0,105 \cdot R \cdot n)$, oppure

$$\left(\frac{\pi D n}{60} \right)$$

N = potenza espressa in HP occorrente $= \frac{P1 \cdot V''}{75}$; la potenza

necessaria ottenuta sarà poi eventualmente maggiorata a seconda delle casualità, tenendo conto dei sovraccarichi in partenza, ecc.

Q1 = potenza d'elevazione o portata in ton/h

$$\rightarrow 3,6 \cdot g \cdot \frac{P}{d} \cdot V'', \text{ e } \frac{dQ1}{3,6 \cdot g \cdot V''}$$

C = trazione aggiuntiva necessaria allo scorrimento di tapparelle o tazze:

- Per elevatori verticali: $0,15 \div 0,40 P$
- Per trasportatori inclinati: $0,05 \div 0,15 P$
- Per trasportatori orizzontali: $0,05 \div 0,10 P$

F = coefficiente d'attrito radente, tra catene e guide

- Fra metallo e metallo: $F=0,33$

BASIC FORMULAS FOR CHAIN TRANSMISSIONS CALCULATION

The determination of the engine consumption that originates in chain conveyors and elevators has always been the subject of specific studies, to define the correct design of the transmission with roller chains.

At first, it is necessary to identify (and possibly neutralize, already in the planning phase) all the stresses, various twistings and bendings that may originate in various applications.

Here below are symbols and letters (with related meanings) used in the formulas further down.

α = inclination angle of the conveyor (or elevator)

L = length of the conveyor (or elevator) branch between the center of the drive sprocket shaft and the one called 'return', expressed in meters

P = peripheral load expressed in kg (acts on the primary circumference of the sprocket system); it must be overcome to let the mechanism start

P1 = total peripheral load, corresponding to V, acting on the primary circumference of the wheel (drive or driven sprocket), increased by "C" and the passive resistances of the transmission, precisely.

- 10% for friction of the command and return axles
- 15% for each pair of reduction gears
- 50% if the reduction consists of a screw or propeller reducer

Q = chain, shutters, plates, cups weight per linear meter

q = weight of the material (sand, powders, coal, etc.), per meter of conveyor g = cup filling degree ($g = 0.7-0.8$ for dusty materials, $g = 0.4-0.5$ for coarse / medium size materials)

d = distance between one cup and the other, expressed in meters

n = number of revolutions/minute of the drive sprocket

p = weight in kg of the materials that each cup (filled) can contain, without taking into account the degree of filling "g"

Rp = primitive radius of the drive sprocket, expressed in meters

V'' = speed expressed in m/sec, it is $= (0,105 \cdot R \cdot n)$, or

$$\left(\frac{\pi D n}{60} \right)$$

N = necessary power expressed in HP $= \frac{P1 \cdot V''}{75}$; the necessary

power obtained will then be eventually increased depending on the randomness, taking into account the outgoing overloads, etc..

Q1 = power of elevation or flow expressed in ton/h

$$\rightarrow 3,6 \cdot g \cdot \frac{P}{d} \cdot V'', \text{ e } \frac{dQ1}{3,6 \cdot g \cdot V''}$$

C = additional traction necessary for sliding shutters or cups::

- For vertical elevators: $0,15 \div 0,40 P$
- For inclined conveyors: $0,05 \div 0,15 P$
- For horizontal conveyors: $0,05 \div 0,10 P$

F = sliding friction coefficient, between chains and guides

- Between metal and metal: $F = 0.33$

F1 = coefficiente d'attrito radente tra il materiale da trasportare (sabbia, polvere di vetro, carbone ecc.) e i canali del trasportatore:

- Fra metallo e carbone: $F1=0,59$
- Fra metallo ed antracite: $F1=0,33$
- Fra metallo e cenere (scorie umide): $F1=0,53$
- Fra metallo e sabbie: $F1=0,60$
- Fra metallo e calcare: $F1=0,59$
- Fra metallo e grano: $F1=0,33$

RF = coefficiente d'attrito volvente: $RF = X \cdot \frac{d}{D} + \frac{2y}{D}$

dove:

$X = 0,33$ tra metallo e metallo (non lubrificato), $X = 0,20$ tra metallo e metallo (lubrificato)

D = diametro del rullo, espresso in mm

d = diametro del perno o della bussola in torno ai quali ruota il rullo (in mm)

$y = 0,75$ mm fra metallo e metallo, in condizioni medie

Tensione nelle catenarie

Nel caso di un elevatore verticale a catene semplici, lo sforzo di tensione sarà uguale a quello rappresentato dallo sforzo motore P .

Ovviamente, in caso di catenaria doppia, lo sforzo di tensione per ciascuna catena corrisponderà alla metà di quanto sopra indicato.

Nel caso di trasportatori orizzontali, in caso di catena semplice lo sforzo di tensione corrisponderà allo sforzo di tensione stesso; nel caso di catena doppia, esso corrisponderà alla metà di tale sforzo.

Nel caso di trasportatori inclinati, si dovrà calcolare lo sforzo della catena come somma degli sforzi prodotti dalla quota di peso del tratto portante e quella del peso trasportato, a patto che l'inclinazione sia sufficiente a fare scendere il tratto di ritorno per semplice gravità.

Se detta inclinazione non fosse sufficiente, e il tratto di ritorno deve essere forzato a scendere dalla ruota, allora si dovrà tener conto anche di quest'ultimo sforzo.

Sforzo motore (elevatori verticali): $P = (q+Q) \cdot L$

F1 = friction coefficient between the material to be transported (sand, glass powder, coal, etc.) and the conveyor channels:

- Between metal and coal: $F1 = 0.59$
- Between metal and anthracite: $F1 = 0.33$
- Between metal and ash (wet waste): $F1 = 0.53$
- Between metal and sand: $F1 = 0.60$
- Between metal and limestone: $F1 = 0.59$
- Between metal and grain: $F1 = 0.33$

RF = rolling coefficient of friction: $RF = X \cdot \frac{d}{D} + \frac{2y}{D}$

where:

$X = 0.33$ between metal and metal (not lubricated), $X = 0.20$ between metal and metal (lubricated)

D = diameter of the roller, expressed in mm

d = diameter of the pin or bushing around which the roller rotates (in mm)

$y = 0.75$ mm between metal and metal, in average conditions

Tension in the catenaries

In the case of a vertical lift with simple chains, the tension stress will be equal to the one that is represented by the motor force P .

Obviously, in the case of double catenary, the tension effort for each chain will correspond to half of the above.

In horizontal conveyors, in the case of a simple chain the tension load will correspond to the tension load itself; in the case of a double chain, it will correspond to half of this effort.

In the case of inclined conveyors, the effort of the chain must be calculated as the sum of the stresses produced by the weight portion of the bearing section and that of the weight carried, provided that the inclination is sufficient to lower the return section by simple gravity.

If this inclination is not sufficient, and the return leg must be forced to get off the wheel, then this last effort must also be taken into account.

Engine effort (vertical lifts): $P = (q+Q) \cdot L$



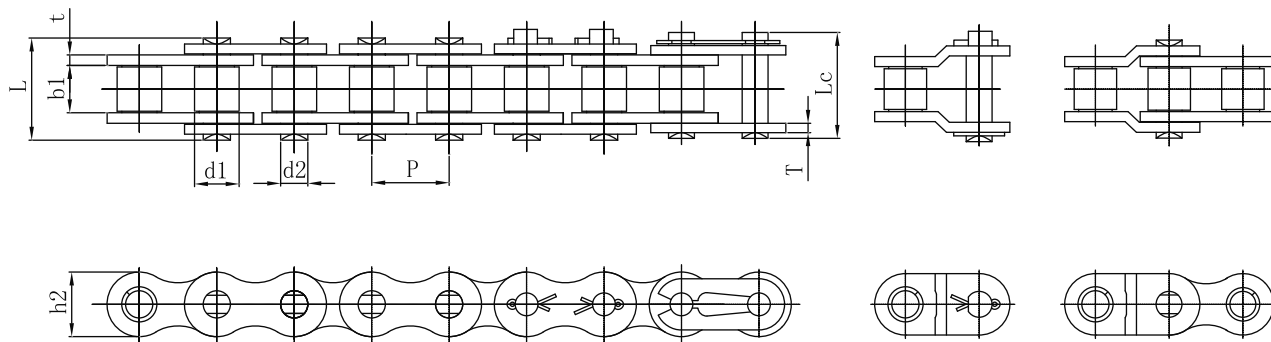
INDUSTRIES



**CATENE A RULLI PER TRASMISSIONE E
TRASPORTO LEGGERO
*DRIVING CHAINS***

Prodotto <i>Product</i>	Catena a Rulli <i>Roller Chain</i>	Nota <i>Note</i>
Elemento <i>Component</i>	Giunto a ribadire <i>Pin link (Rivet type)</i>	
	Giunto con copiglia <i>Pin link (Cotter type)</i>	Serraggio elevato della piastra mediante le 2 copiglie <i>Fit plate tightly against 2 pins</i>
	Maglia interna <i>Roller link</i>	
Pezzo <i>Part</i>	Perno <i>Pin</i>	
	Bussola <i>Bush</i>	
	Rullo <i>Roller</i>	
	Maglia esterna <i>Pin link plate (outer link plate)</i>	
	Maglia interna <i>Roller link plate (inner link plate)</i>	
Giunto <i>Connecting link</i>	Giunto con 2 copiglie <i>Connecting link with 2 Cotters</i>	Indicata per passi $\geq 25,4$ mm <i>Suggest: $P \geq 25.4$ mm</i>
	Giunto con molletta <i>Connecting link with a Spring Clip</i>	Indicata per passi $< 19,05$ mm <i>Suggest: $P < 19,05$ mm</i>
	Giunto rinforzato con 2 copiglie <i>Connecting link with 2 Cotters (Fit Connecting Plate Tightly Against 2 Pins)</i>	Indicata per carichi elevati <i>Used for high power</i>
Maglia falsa <i>Offset link</i>	Falsa maglia con copiglia <i>Offset link</i>	Non indicata per carichi elevati e alta velocità <i>Not to be used for heavy Duty and high speed</i>
	Falsa maglia a tre rulli <i>Offset link with three rollers</i>	

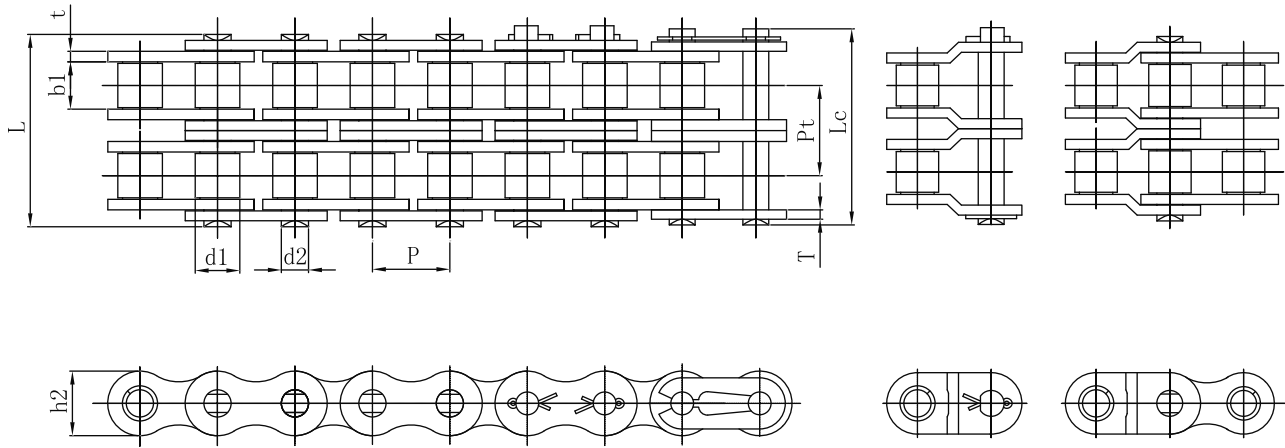
Catene a rulli semplici ISO / *Single Strand Roller Chains ISO*



SERIE EUROPEA ISO DIN / EUROPEAN SERIES ISO DIN

Catena ISO/DIN ISO/DIN Chain	Passo Pitch		Diam. Rullo Roller diameter	Larghezza interna Width between inner plates	Diametro Perno Pin diameter	Largh. catena ribadita Riveted chain width		Altezza piastra Inner plate depth	Spessore piastra Plate thickness	Passo trasv. Transverse pitch	Carico di rottura min. Ultimate tensile strength	Carico di rottura medio Average tensile strength	Peso al metro Weight per meter
	P	P	d ₁ max	b ₁ min	d ₂ max	L max	Lc max	h ₂ max	t/T	Pt	Q(ISO/DIN) min	Q ₀	q ≈
	pollici	mm	mm	mm	mm	mm	mm	mm	mm	mm	kN	kN	kg/m
04B1	P6	6,00	4,00	2,80	1,85	7,40	-	5,00	-	-	-	2,90	0,08
05B1	P8	8.00	5.00	3.00	2.31	8.20	8.90	7.10	0.80	-	4.40/5.00	5.90	0.20
*06B1	3/8	9.525	6.35	5.72	3.28	13.15	15.15	8.26	1.34	-	8.90/9.00	10.30	0.41
08B1	1/2x5/16	12.70	8.51	7.75	4.45	16.95	19.05	11.81	1.60	-	17.80/18.00	19.60	0.69
10B1	5/8	15.875	10.16	9.65	5.08	19.50	22.0	14.73	1.70	-	22.20/22.40	27.50	0.93
12B1	3/4	19.05	12.07	11.68	5.72	22.50	25.10	16.13	1.85	-	28.90/29.00	33.30	1.15
16B1	1"	25.40	15.88	17.02	8.28	36.10	41.50	21.08	4.09/3.10	-	60.00	71.00	2.71
20B1	1"1/4	31.75	19.05	19.58	10.19	42.40	47.60	26.42	4.60/3.60	-	95.00	101.80	3.70
24B1	1"1/2	38.10	25.40	25.40	14.63	53.40	57.10	33.40	5.80/4.80	-	160.00	176.00	7.10
28B1	1"3/4	44.45	27.94	30.99	15.90	65.10	69.40	37.08	7.50/6.50	-	200.00	215.60	8.50
32B1	2"	50.80	29.21	30.99	17.81	66.00	69.50	42.29	7.00/6.00	-	250.00	280.30	10.25
40B1	2"1/2	63.50	39.37	38.10	22.89	82.60	91.30	52.96	8.50/7.50	-	355.00	392.00	16.35
48B1	3"	76.20	48.26	45.72	29.24	99.10	109.60	63.88	11.70/10.00	-	560.00	599.20	25.00
56B1	3"1/2	88.90	53.98	53.34	34.32	114.6	123.0	77.80	13.5/12.0	-	850.00	940.0	35.78
64B1	4"	101.60	63.50	60.96	39.40	130.0	138.5	90.17	15.0/13.0	-	1120.0	1240.0	46.00
72B1	4"1/2	114.30	72.39	68.58	44.48	147.4	156.4	103.60	17.0/15.0	-	1400.0	1550.0	60.80

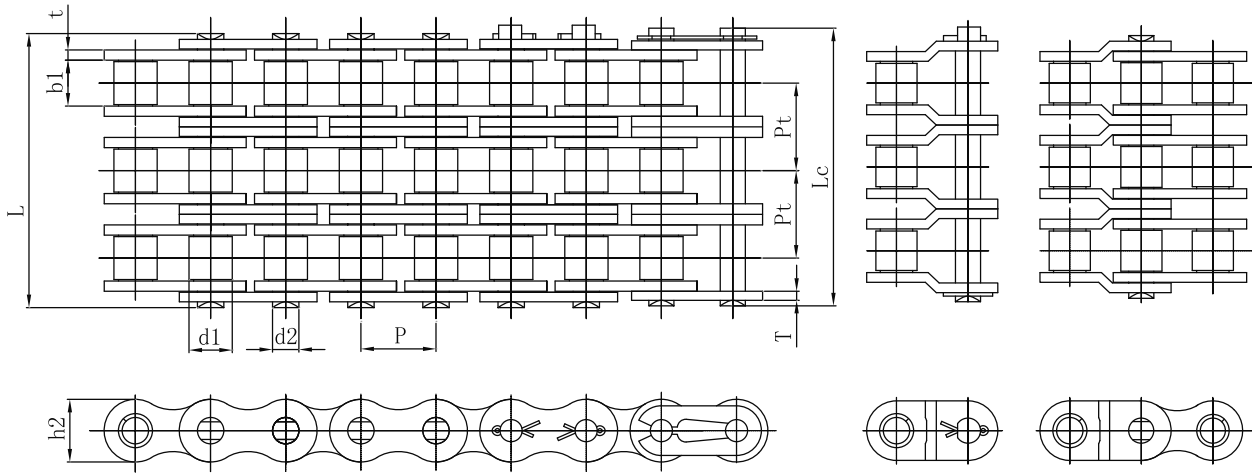
*Con piastre a profilo diritto / *Straight side plates

Catene a rulli doppie ISO / Double Strand Roller Chains ISO

SERIE EUROPEA ISO DIN / EUROPEAN SERIES ISO DIN

Catena ISO/DIN ISO/DIN Chain	Passo <i>Pitch</i>		Diam. Rullo <i>Roller diameter</i>	Larghezza interna <i>Width between inner plates</i>	Diametro Perno <i>Pin diameter</i>	Largh. catena ribadita <i>Riveted chain width</i>		Altezza piastra <i>Inner plate depth</i>	Spessore piastra <i>Plate thickness</i>	Passo trasv. <i>Transverse pitch</i>	Carico di rottura min. <i>Ultimate tensile strength</i>	Carico di rottura medio <i>Average tensile strength</i>	Peso al metro <i>Weight per meter</i>
	P	P	d ₁ max	b ₁ min	d ₂ max	L max	Lc max	h ₂ max	t/T	Pt	Q(ISO/ DIN) min	Q ₀	q ≈
	pollici	mm	mm	mm	mm	mm	mm	mm	mm	mm	mm	kN	kN
04B2	P6	6,00	4,00	2,80	1,85	13,30	-	5,00	-	5,50	-	5,80	0,23
05B2	P8	8,00	5,00	3,00	2,31	13,90	14,50	7,10	0,80	5,64	7,80	10,20	0,33
*06B2	3/8	9,525	6,35	5,72	3,28	23,40	27,10	8,26	1,34	10,24	16,90	18,10	0,74
08B2	1/2x5/16	12,70	8,51	7,75	4,45	31,00	33,00	11,81	1,60	13,92	31,10/32,00	37,40	1,34
10B2	5/8	15,875	10,16	9,65	5,08	36,10	38,60	14,73	1,70	16,59	44,50	54,20	1,84
12B2	3/4	19,05	12,07	11,68	5,72	42,00	44,40	16,13	1,85	19,46	57,80	66,60	2,31
16B2	1"	25,40	15,88	17,02	8,28	68,00	73,40	21,08	4,09/3,10	31,88	106,00	126,50	5,42
20B2	1"1/4	31,75	19,05	19,58	10,19	79,70	83,60	26,42	4,60/3,60	36,45	170,00	210,00	7,20
24B2	1"1/2	38,10	25,40	25,40	14,63	101,80	105,42	33,40	5,80/4,80	48,36	280,00	305,50	13,40
28B2	1"3/4	44,45	27,94	30,99	15,90	124,70	128,96	37,08	7,50/6,50	59,56	360,00	390,50	16,60
32B2	2"	50,80	29,21	30,99	17,81	124,60	128,05	42,29	7,00/6,00	58,55	450,00	487,50	21,00
40B2	2"1/2	63,50	39,37	38,10	22,89	154,50	163,80	52,96	8,50/7,50	72,29	630,00	680,20	32,00
48B2	3"	76,20	48,26	45,72	29,24	190,40	200,90	63,88	11,70/10,00	91,21	1000,00	1070,00	50,00
56B2	3"1/2	88,90	53,98	53,34	34,32	221,2	229,6	77,80	13,5/12,0	106,6	1600,00	1760,00	71,48
64B2	4"	101,60	63,50	60,96	39,40	249,9	258,4	90,17	15,0/13,0	119,89	2000,0	2200,00	91,00
72B2	4"1/2	114,30	72,39	68,58	44,48	283,7	292,7	103,60	17,0/15,0	136,27	2500,0	2750,00	120,40

*Con piastre a profilo diritto / *Straight side plates

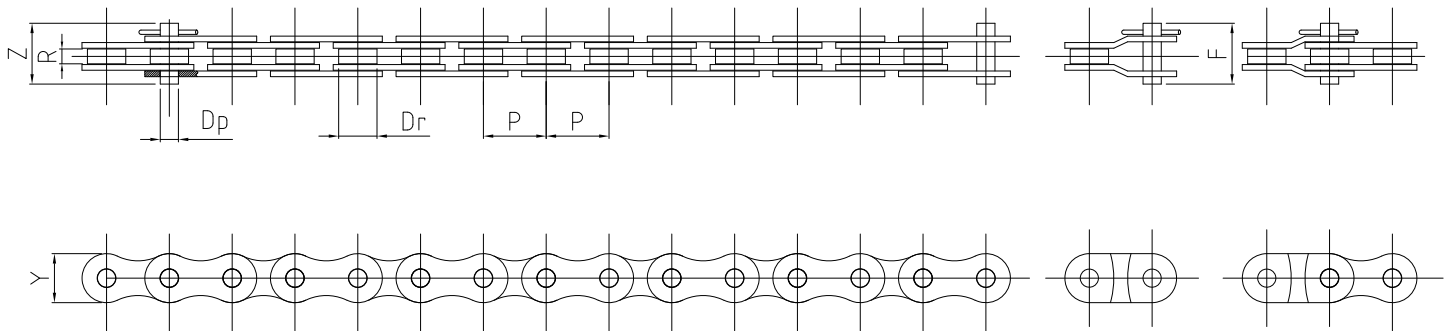
Catene a rulli triple ISO / Triple Strand Roller Chains ISO



SERIE EUROPEA ISO DIN / EUROPEAN SERIES ISO DIN

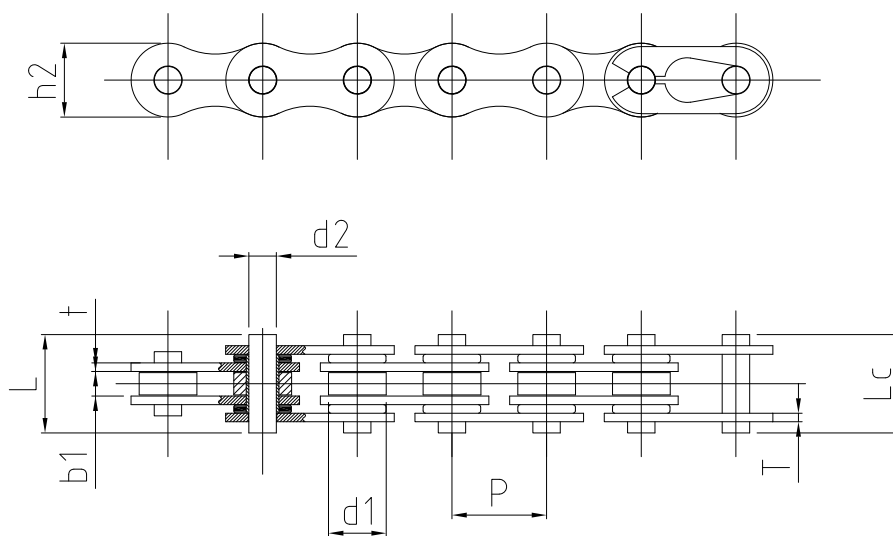
Catena ISO/DIN ISO/DIN Chain	Passo <i>Pitch</i>		Diam. Rullo <i>Roller diameter</i>	Largh. interna <i>Width between inner plates</i>	Diametro Perno <i>Pin diameter</i>	Largh. catena ribadita <i>Riveted chain width</i>		Altezza piastra <i>Inner plate depth</i>	Spessore piastra <i>Plate thickness</i>	Passo trav. <i>Transverse pitch</i>	Carico di rottura min. <i>Ultimate tensile strength</i>	Carico di rottura medio <i>Average tensile strength</i>	Peso al metro <i>Weight per meter</i>
	P	P	d ₁ max	b ₁ min	d ₂ max	L max	Lc max	h ₂ max	t/T	Pt	Q(ISO/ DIN) min	Q ₀	q ≈
	pollici	mm	mm	mm	mm	mm	mm	mm	mm	mm	kN	kN	kg/m
*06B3	3/8	9.525	6.35	5.72	3.28	33.50	37.30	8.26	1.34	10.24	24.90	29.80	1.16
08B3	1/2x5/16	12.70	8.51	7.75	4.45	44.90	47.20	11.81	1.60	13.92	44.50/47.50	50.20	2.03
10B3	5/8	15.875	10.16	9.65	5.08	52.70	55.60	14.73	1.70	16.59	66.70	79.80	2.77
12B3	3/4	19.05	12.07	11.68	5.72	61.50	65.20	16.13	1.85	19.46	86.70	101.80	3.46
16B3	1"	25.40	15.88	17.02	8.28	99.80	105.30	21.08	4.09/3.10	31.88	160.00	190.00	8.13
20B3	1"1/4	31.75	19.05	19.58	10.19	114.55	121.20	26.42	4.60/3.60	36.45	250.00	276.20	10.82
24B3	1"1/2	38.10	25.40	25.40	14.63	150.20	153.82	33.40	5.80/4.80	48.36	425.00	480.00	20.10
28B3	1"3/4	44.45	27.94	30.99	15.90	184.30	188.52	37.08	7.50/6.50	59.56	530.00	580.00	24.92
32B3	2"	50.80	29.21	30.99	17.81	184.01	186.60	42.29	7.00/6.00	58.55	670.00	720.20	31.56
40B3	2"1/2	63.50	39.37	38.10	22.89	226.80	236.10	52.96	8.50/7.50	72.29	950.00	1020.00	48.10
48B3	3"	76.20	48.26	45.72	29.24	281.60	292.10	63.88	11.70/10.00	91.21	1500.00	1590.00	75.00
56B3	3"1/2	88.90	53.98	53.34	34.32	327.8	336.20	77.80	13.5/12.00	106.6	2240.00	2240.00	107.18
64B3	4"	101.60	63.50	60.96	39.40	369.8	378.30	90.17	15.0/13.00	119.89	3000.00	3300.00	136.00
72B3	4"1/2	114.30	72.39	68.58	44.48	420.0	429.00	103.60	17.0/15.00	136.27	3750.00	4125.00	180.00

*Con piastre a profilo dritto / *Straight side plates

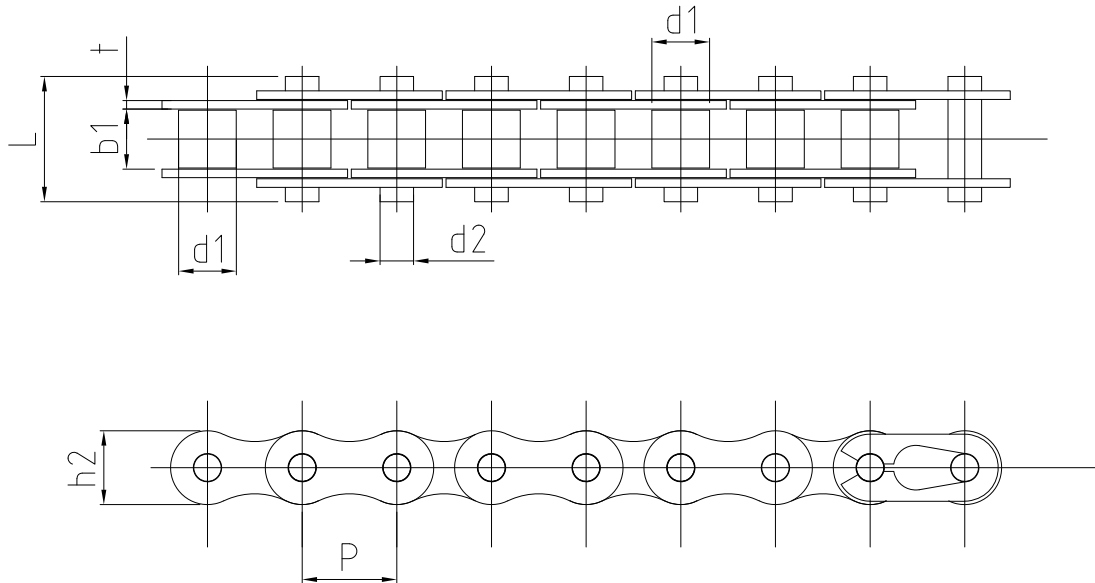
Catene per **biciclette e ciclomotori** / Chains for **bicycles and motorcycles**

BICICLETTE E CICLOMOTORI / BICYCLES AND MOTORCYCLES

ISO	Appellativo Type	Passo	Diam. rullo max	Largh. Int. min	Diam. Perno max	Altezza piastra max	Largh. catena ribad. max	Ingombro catena max	Superf. di lavoro	Carico di rottura medio	Peso al metro
		Pitch	Max roller diam.	Width between plates	Max pin diam.	Inner plate depth	Width over connecting pins	Width over bearing pins	Working surface	Medium breaking load	Weight per meter
		P	Dr	R	Dp	Y	Z	F	mm	mm	kg/m
		mm	mm	mm	mm	mm	mm	mm	mm	mm	mm
081-1	1/2x1/8	12,70	7,75	3,30	3,68	9,91	9,31	12,3	20	9.410	0,29
082-1	1/2x3/32	12,70	7,75	2,38	3,66	9,91	8,1	10,6	16	9.410	0,26
083-1	1/2x3/16	12,70	7,75	4,88	4,09	10,30	12,9	15,9	33	11.365	0,43
084-1	1/2x3/16 Rinf	12,70	7,75	4,88	4,09	11,15	14,6	17,6	36	15.100	0,51
085-1	1/2x1/4 (ASA 41)	12,70	7,75	6,25	3,58	9,91	13,7	17,7	32	11.360	0,47
SPECIAL	SPECIAL	12,70	8,75	5,21	4,45	11,81	14,5	22	40	17.900	0,60
SPECIAL	SPECIAL	15,875	10,16	6,48	5,08	14,73	17,5	26	54	13.565	0,80

Nota: Tutte le dimensioni indicate sono espresse in mm. / Note: All dimensions are expressed in mm.



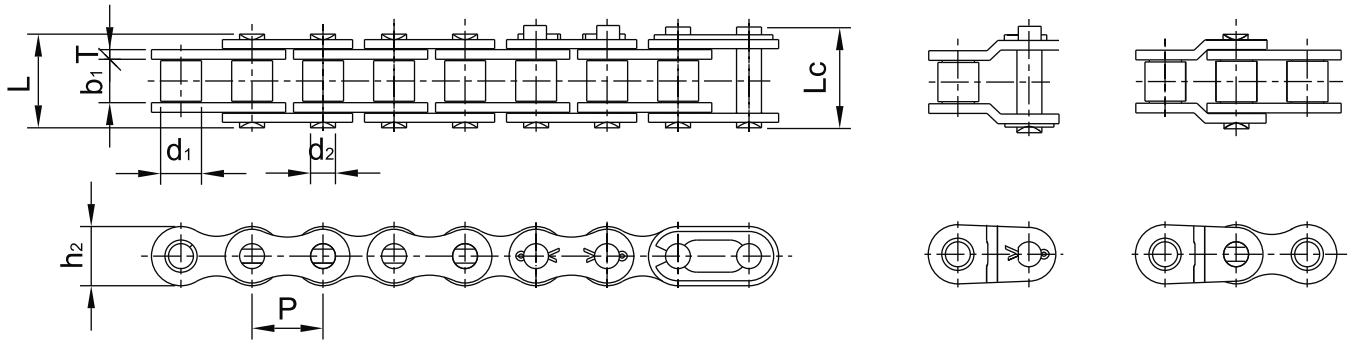
Catena GB/ISO GB/ISO Chain	Passo	Diam. Rullo	Larghezza interna	Diametro Perno	Largh. catena ribadita		Altezza piastra	Spessore Maglia	Tensione Massima	Tensione Media	Peso al metro
	<i>Pitch</i>	<i>Roller diameter</i>	<i>Width between inner plates</i>	<i>Pin diameter</i>	<i>Riveted chain width</i>		<i>Inner plate depth</i>	<i>Plate thickness</i>	<i>Ultimate Tensile Strength</i>	<i>Average tensile strength</i>	<i>Weight per meter</i>
	P	d_1 max	b_1 min	d_2 max	L max	Lc max	h_2 max	t/T	Q_{min}	Q_0	q ≈
	mm	mm	mm	mm	mm	mm	mm	mm	kN	kN	kg/m
428HSO	12.70	8.51	7.94	4.36	20.50	23.00	12.50	2.00/1.80	18.62	21.00	1.07
520SO	15.875	10.16	6.35	5.08	20.50	21.60	15.09	2.06	22.20	26.50	0.96
530SO	15.875	10.16	9.53	5.08	23.50	24.90	15.09	2.06	22.20	26.46	1.12

Catene speciali / *Special chains*


Catena GB/ISO GB/ISO Chain	Catena JCAS JCAS Chain	Passo	Diam. Rullo	Diametro Perno	Larghezza interna	Largh. catena ribadita		Altezza piastra	Spessore Maglia	Tensione Massima	Tensione Media	Peso al metro
		Pitch	Roller diameter	Pin diameter	Width between inner plates	L	Lc	Inner plate depth	Plate thickness	Ultimate Tensile Strength	Average tensile strength	Weight per meter
		P	d ₁ max	d ₂ max	b ₁ min	L max	Lc max	h ₂ max	t/T	Q min	Q ₀	q ≈
mm	mm	mm	mm	mm	mm	mm	mm	mm	kN	kN	kg/m	
*04MA	25H	6.35	3.30	2.31	3.10	9.10	10.60	6.00	1.00	4.80	5.50	0.17
*05MA	219	7.774	4.59	3.01	4.68	12.00	13.60	7.50	1.20/1.00	6.60	7.40	0.27
*05MC	270	8.50	5.00	3.28	4.75	13.30	-	8.60	1.80/1.40	9.80	10.80	0.33
06MA(T.F)		9.525	6.00	4.50	9.50	18.60	-	9.30	1.85/1.48	11.80	14.10	0.61
08MA	420	12.70	7.77	3.96	6.25	16.00	17.60	12.00	1.50	16.00	18.50	0.55
08MB	428	12.70	8.51	4.45	7.75	17.00	19.50	11.80	1.50	17.80	21.00	0.66
08MC	428H	12.70	8.51	4.45	7.75	19.30	21.80	11.80	2.00	20.60	23.50	0.79
10MA	520	15.875	10.16	5.08	6.25	19.00	21.50	15.09	2.40	26.50	31.80	1.00
10MB	630	15.875	10.16	5.08	9.40	22.00	24.50	15.09	2.00	26.50	30.00	1.06

Nota: Per le catene con boccole: d1 indica il diametro esterno della boccola
 Note: For Bush Chain: d1 indicates the external diameter of the bushing

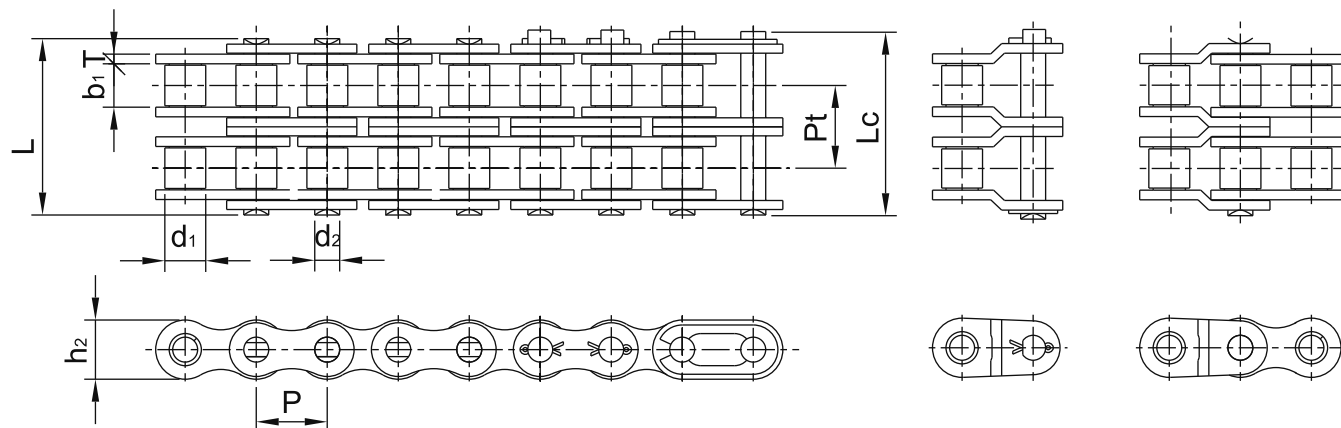
Catene a rulli semplici ASA / *Single Strand Roller Chains ANSI*



SERIE AMERICANA ASA / AMERICAN SERIES ANSI

Catena ASA ANSI Chain	Passo Pitch		Diam. Rullo Roller diameter	Larghezza interna Width between inner plates	Diametro Perno Pin diameter	Largh. catena ribadita Riveted chain width		Altezza piastra Inner plate depth	Passo trasv. Transverse pitch	Spessore piastra Plate thickness	Carico di rottura min. Ultimate tensile strength	Carico di rottura medio Average tensile strength	Peso al metro Weight per meter
	P	P	d ₁ max	b ₁ min	d ₂ max	L max	Lc max	h ₂ max	Pt	T	Q(ISO/DIN) min	Q _o	q ~
	pollici	mm	mm	mm	mm	mm	mm	mm	mm	mm	mm	kN	kN
*25A1	*P6	6.35	3.30	3.10	2.31	8.00	9.90	6.02	-	0.80	3.50	4.40	0.14
*35A1	*3/8	9.525	5.08	4.68	3.58	12.40	14.40	8.70	-	1.30	7.90	10.40	0.33
41A1	1/21/4	12.70	7.77	6.25	3.58	13.75	16.00	9.91	-	1.25	6.70/6.80	11.80	0.41
40A1	1/2	12.70	7.95	7.85	3.96	16.60	19.10	12.07	-	1.50	13.80/14.10	17.80	0.62
50A1	5/8	15.875	10.16	9.40	5.08	20.70	23.30	15.09	-	2.06	21.80/22.20	28.00	1.02
60A1	3/4	19.05	11.91	12.57	5.94	25.90	28.60	18.08	-	2.44	31.10/ 31.80	39.00	1.50
80A1	1"	25.40	15.88	15.75	7.92	32.70	38.00	24.13	-	3.26	55.60/ 56.70	71.50	2.60
100A1	1"1/4	31.75	19.05	18.90	9.53	41.10	44.90	30.18	-	4.00	86.70/ 88.50	102.00	3.91
120A1	1"1/2	38.10	22.23	25.22	11.10	50.80	56.10	36.20	-	4.80	124.60/ 127.00	156.90	5.62
140A1	1"3/4	44.45	25.40	25.22	12.70	54.90	60.80	42.24	-	5.65	169.00/ 172.40	210.80	7.50
160A1	2"	50.80	28.58	31.55	14.27	65.50	72.60	48.26	-	6.45	222.40/ 226.80	269.70	10.10
180A1	2"1/4	57.15	35.71	35.48	17.46	72.80	83.00	54.31	-	7.25	280.20	327.80	13.45
200A1	2"1/2	63.50	39.68	37.85	19.85	80.30	90.50	60.33	-	8.00	347.00/ 353.80	410.00	16.15
240A1	3"	76.20	47.63	47.35	23.81	95.50	106.00	72.39	-	9.50	500.40/ 510.30	585.40	23.20

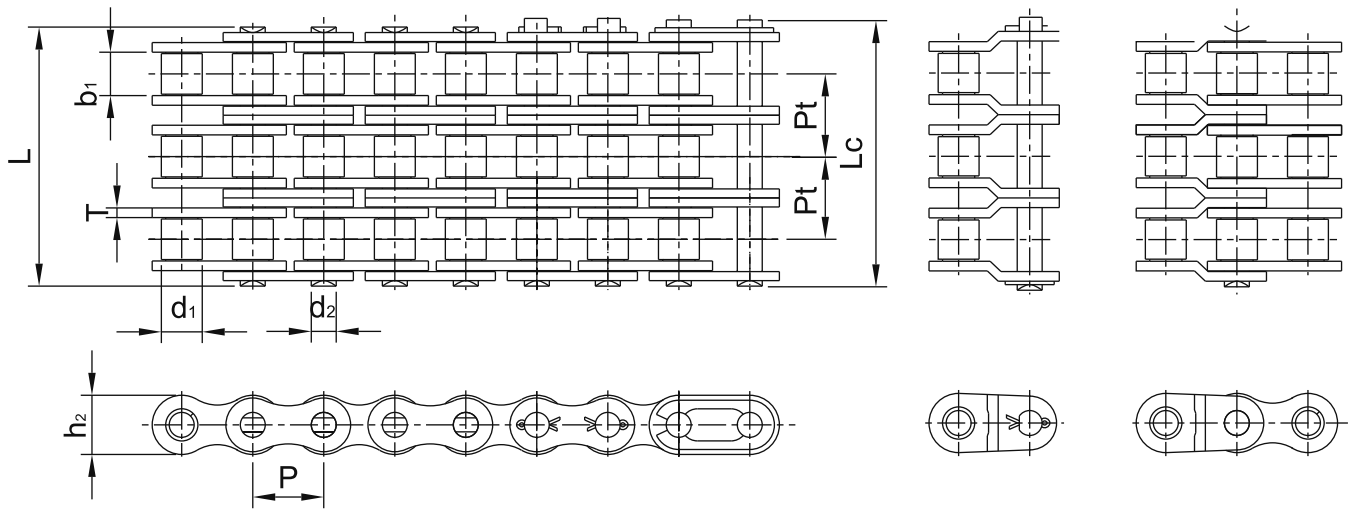
*Catena a Bussola: d₁ indica il diametro esterno della bussola. / *Bush chain: d₁ indicates the external diameter of the bushing.

Catene a rulli doppie ASA / Double Strand Roller Chains ANSI

SERIE AMERICANA ASA / AMERICAN SERIES ANSI

Catena ASA ANSI Chain	Passo Pitch		Diam. Rullo Roller diameter	Larghezza interna Width between inner plates	Diametro Perno Pin diameter	Largh. catena ribadita Riveted chain width		Altezza piastra Inner plate depth	Passo trasv. Transverse pitch	Spessore piastra Plate thickness	Carico di rottura min. Ultimate tensile strength	Carico di rottura medio Average tensile strength	Peso al metro Weight per meter
	P	P	d ₁ max	b ₁ min	d ₂ max	L max	Lc max	h ₂ max	Pt	T	Q(ISO/DIN) min	Q ₀	q ≈
	pollici	mm	mm	mm	mm	mm	mm	mm	mm	mm	kN	kN	kg/m
*25A2	P6	6.35	3.30	3.10	2.31	14.50	16.50	6.02	6.40	0.80	7.00	8.80	0.28
*35A2	3/8	9.525	5.08	4.68	3.58	22.50	24.50	8.70	10.13	1.30	15.80	20.80	0.63
40A2	1/2	12.70	7.95	7.85	3.96	31.00	33.50	12.07	14.38	1.50	27.60/28.20	35.60	1.12
50A2	5/8	15.875	10.16	9.40	5.08	38.90	41.30	15.09	18.11	2.06	43.60/44.40	56.00	2.00
60A2	3/4	19.05	11.91	12.57	5.94	48.80	51.50	18.08	22.78	2.44	62.30/63.60	82.40	2.92
80A2	1"	25.40	15.88	15.75	7.92	62.70	67.10	24.13	29.29	3.26	111.20/ 113.40	143.00	5.15
100A2	1"1/4	31.75	19.05	18.90	9.53	76.40	83.10	30.18	35.76	4.00	173.50/ 177.00	204.00	7.80
120A2	1"1/2	38.10	22.23	25.22	11.10	96.30	101.60	36.20	45.44	4.80	249.10/ 254.00	313.80	11.70
140A2	1"3/4	44.45	25.40	25.22	12.70	103.60	109.40	42.24	48.87	5.65	338.10/ 344.80	421.70	15.14
160A2	2"	50.80	28.58	31.55	14.27	123.30	130.20	48.26	58.55	6.45	444.80/ 453.60	539.40	20.14
180A2	2"1/4	57.15	35.71	35.48	17.46	138.60	148.50	54.31	65.84	7.25	560.50	655.70	29.22
200A2	2"1/2	63.50	39.68	37.85	19.85	151.90	161.50	60.33	71.55	8.00	693.90/ 707.60	820.00	32.24
240A2	3"	76.20	47.63	47.35	23.81	183.40	193.90	72.39	87.83	9.50	1000.80/ 1020.60	1170.80	45.23

*Catena a Bussola: d₁ indica il diametro esterno della bussola. / *Bush chain: d₁ indicates the external diameter of the bushing.

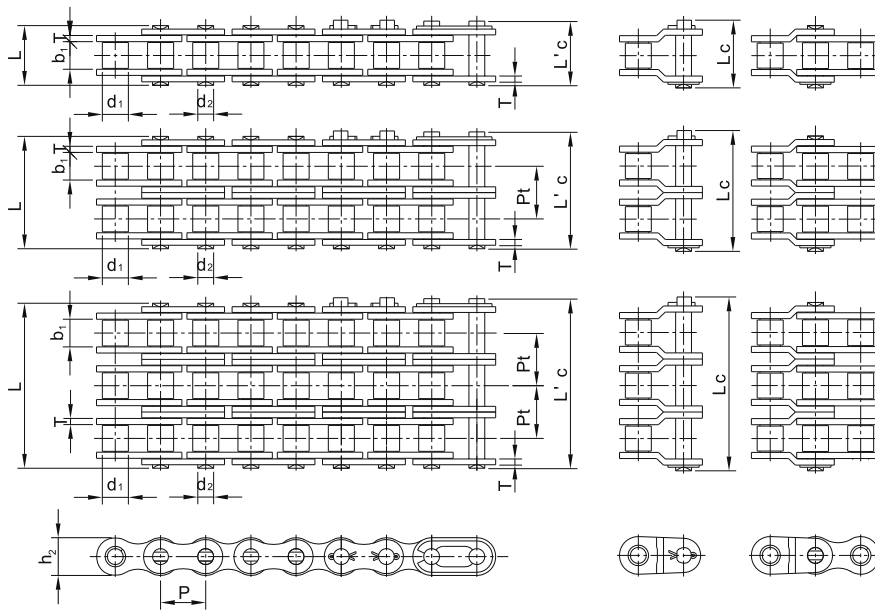
Catene a rulli triple ASA / Triple Strand Roller Chains ANSI



SERIE AMERICANA ASA / AMERICAN SERIES ANSI

Catena ASA ANSI Chain	Passo Pitch		Diam. Rullo Roller diameter	Larghezza interna Width between inner plates	Diametro Perno Pin diameter	Largh. catena ribadita Riveted chain width		Altezza piastra Inner plate depth	Passo trasv. Transverse pitch	Spessore piastra Plate thickness	Carico di rottura min. Ultimate tensile strength	Carico di rottura medio Average tensile strength	Peso al metro Weight per meter
	P	P	d ₁ max	b ₁ min	d ₂ max	L max	Lc max	h ₂ max	Pt	T	Q(ISO/DIN) min	Q ₀	q ≈
	pollici	mm	mm	mm	mm	mm	mm	mm	mm	mm	kN	kN	kg/m
*35A3	3/8	9.525	5.08	4.68	3.58	32.70	34.70	8.70	10.13	1.30	23.70	30.00	1.05
40A3	1/2	12.70	7.95	7.85	3.96	45.40	48.00	12.07	14.38	1.50	41.40/42.30	51.20	1.90
50A3	5/8	15.875	10.16	9.40	5.08	57.00	59.80	15.09	18.11	2.06	65.40/66.60	82.00	3.09
60A3	3/4	19.05	11.91	12.57	5.94	71.50	75.60	18.08	22.78	2.44	93.40/ 95.40	115.00	4.54
80A3	1"	25.40	15.88	15.75	7.92	91.70	96.80	24.13	29.29	3.26	116.80/ 170.10	208.00	7.89
100A3	1"1/4	31.75	19.05	18.90	9.53	112.20	117.20	30.18	35.76	4.00	260.20/ 265.50	310.00	11.77
120A3	1"1/2	38.10	22.23	25.22	11.10	141.70	148.30	36.20	45.44	4.80	373.70/ 381.00	470.70	17.53
140A3	1"3/4	44.45	25.40	25.22	12.70	152.20	158.30	42.24	48.87	5.65	507.10/ 517.20	632.50	22.20
160A3	2"	50.80	28.58	31.55	14.27	181.80	188.60	48.26	58.55	6.45	667.20/ 680.40	809.00	30.02
180A3	2"1/4	57.15	35.71	35.48	17.46	204.40	214.50	54.31	65.84	7.25	840.70	983.60	38.22
200A3	2"1/2	63.50	39.68	37.85	19.85	223.50	232.90	60.33	71.55	8.00	1040.90/ 1061.40	1230.00	49.03
240A3	3"	76.20	47.63	47.35	23.81	271.30	281.80	72.39	87.83	9.50	1501.30/ 1530.90	1756.20	71.60

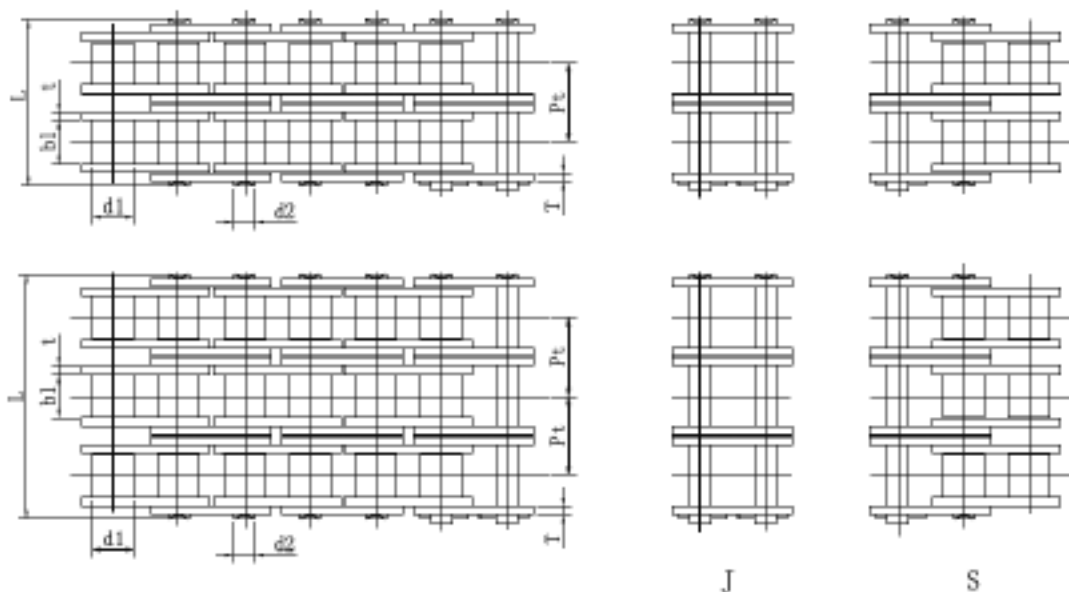
*Catena a Bussola: d₁ indica il diametro esterno della bussola. / *Bush chain: d₁ indicates the external diameter of the bushing.

Catene a rulli ASA H **serie rinforzata** / **ANSI H Heavy Series** Roller Chains

 SERIE AMERICANA ASA H RINFORZATA / **HEAVY AMERICAN SERIES ANSI H**

Catena ASA H ANSI H Chain	Passo Pitch		Diam. Rullo Roller diameter	Larghezza interna Width between inner plates	Diametro Perno Pin diameter	Largh. catena ribadita Riveted chain width		Altezza piastra Inner plate depth	Passo trasv. Transverse pitch	Spessore piastra Plate thickness	Carico di rottura min. Ultimate tensile strength	Carico di rottura medio Average tensile strength	Peso al metro Weight per meter
	P	P	d ₁ max	b ₁ min	d ₂ max	L max	Lc max	h ₂ max	Pt	T	Q(ISO/DIN) min	Q ₀	q ≈
	pollici	mm	mm	mm	mm	mm	mm	mm	mm	mm	mm	kN	kN
40A1H	1/2	12.70	7.95	7.85	3.96	18.20	19.70	12.00	-	2.06	13.80/14.10	20.40	0.82
50A1H	5/8	15.875	10.16	9.40	5.08	22.10	24.90	15.09	-	2.44	21.80/22.20	29.80	1.25
60A1H	3/4	19.05	11.91	12.57	5.94	29.90	34.50	18.08	-	3.26	31.10/31.80	41.00	1.87
80A1H	1"	25.40	15.88	15.75	7.92	36.60	42.00	24.13	-	4.00	55.60/56.70	72.10	3.10
100A1H	1 1/4	31.75	19.05	18.90	9.53	44.10	50.20	30.18	-	4.80	86.70/88.50	106.20	4.38
120A1H	1 1/2	38.10	22.23	25.22	11.10	53.80	60.40	36.20	-	5.65	124.60/127.00	156.70	6.60
140A1H	1 3/4	14,35	25,40	25,40	12,70	58	-	42,24	-	-	-	197,80	8,20
160A1H	2"	50,80	31,75	31,75	44,27	68,00	-	48,26	-	-	-	249,20	10,41
60A2H	3/4	19.05	11.91	12.57	5.94	56.00	60.60	18.08	26.11	3.26	62.30/63.60	85.00	3.71
80A2H	1"	25.40	15.88	15.75	7.92	69.20	74.60	24.13	32.59	4.00	111.20/113.40	144.20	6.15
100A2H	1 1/4	31.75	19.05	18.90	9.53	83.20	89.10	30.18	39.09	4.80	173.50/177.00	212.40	8.67
120A2H	1 1/2	38.10	22.23	25.22	11.10	102.7	109.3	36.20	48.87	5.65	249.10/254.00	310.50	13.13
60A3H	3/4	19.05	11.91	12.57	5.94	82.10	86.70	18.08	26.11	3.26	93.40/95.40	120.00	5.54
80A3H	1"	25.40	15.88	15.75	7.92	101.8	107.2	24.13	32.59	4.00	166.80/170.10	210.20	9.42
100A3H	1 1/4	31.75	19.05	18.90	9.53	122.3	128.4	30.18	39.09	4.80	260.20/265.50	316.80	12.96
120A3H	1 1/2	38.10	22.23	25.22	11.10	151.5	158.1	36.20	48.87	5.65	373.70/381.00	458.20	19.64

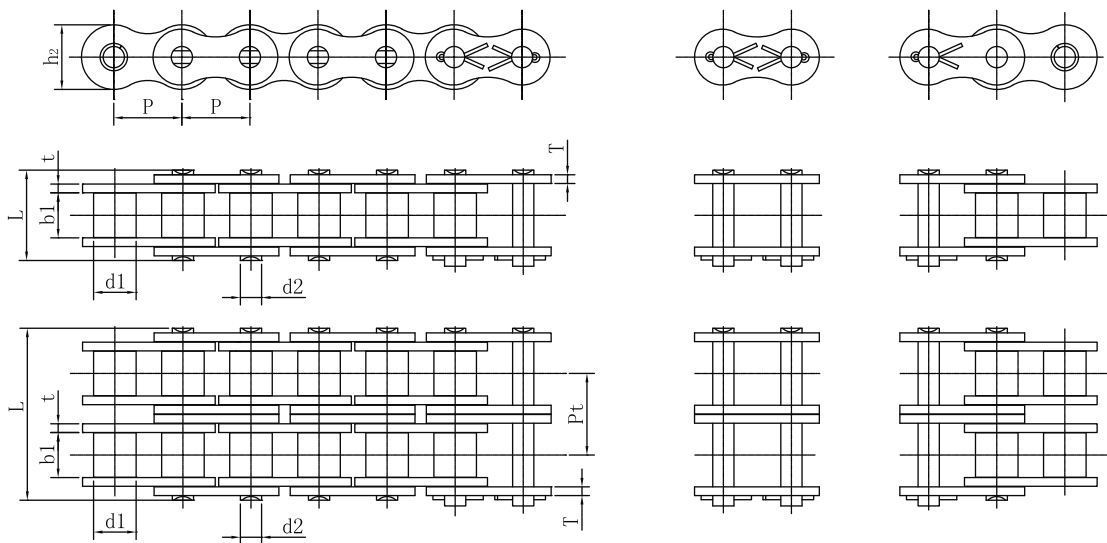
Nota: L'c < Lc. / Note: L'c < Lc.

Catene **super rinforzate** / **Super Strength Chains**



SERIE AMERICANA ASA / AMERICAN SERIES ANSI

Catena ASA ANSI Chain	Passo <i>Pitch</i>	Diam. Rullo <i>Roller diameter</i>	Larghezza interna <i>Width between inner plates</i>	Diametro Perno <i>Pin diameter</i>	Largh. catena ribadita <i>Riveted chain width</i>	Altezza piastra <i>Inner plate depth</i>	Spessore piastra <i>Plate thickness</i>	Passo trasv. <i>Transverse pitch</i>	Carico di rottura min. <i>Ultimate tensile strength</i>	Carico di rottura medio <i>Average tensile strength</i>	Peso al metro <i>Weight per meter</i>
	P	d ₁ max	b ₁ min	d ₂ max	L max	h ₂ max	t/T	Pt	Q(ISO/DIN) min	Q ₀	q ≈
	mm	mm	mm	mm	mm	mm	mm	mm	kN	kN	kg/m
T40-1	12.70	7.95	7.85	3.96	17.80	12.07	1.50	-	15.70	20.41	0.62
T50-1	15.875	10.16	9.40	5.08	21.82	15.09	2.06	-	26.50	30.50	1.02
T60-1	19.05	11.91	12.57	5.94	26.90	18.08	2.44	-	40.15	46.20	1.50
T80-1	25.40	15.88	15.88	7.94	33.50	24.13	3.26	-	72.50	80.20	2.60
T80-2	25.40	15.88	15.88	7.94	62.70	24.13	3.26	29.29	143.00	162.20	5.15
T100-1	31.75	19.05	19.05	9.54	41.10	30.18	4.00	-	107.80	127.40	3.91
T100-2	31.75	19.05	19.05	9.54	77.00	30.18	4.00	35.76	215.60	254.80	7.80
T120-1	38.10	22.23	25.40	11.11	50.80	36.20	4.80	-	166.4	181.20	5.62
T120-2	38.10	22.23	25.40	11.11	96.30	36.20	4.80	45-44	332.80	362.40	11.7
T140-1	44.45	25.40	25.40	12.71	54.90	42.24	5.60	-	226.20	240.00	7.5
T140-2	44.45	25.40	25.40	12.71	103.60	42.24	5.60	48.87	458.40	475.00	15.14
T160-1	50.80	28.58	31.55	14.27	65.50	48.26	6.40	-	277.23	318.7	10.10
T160-2	50.80	28.58	31.55	14.27	124.20	48.26	6.40	58.55	554.46	632.40	20.14
T160-3	50.80	28.58	31.55	14.27	182.90	48.26	6.40	58.55	776.35	892.36	30.05

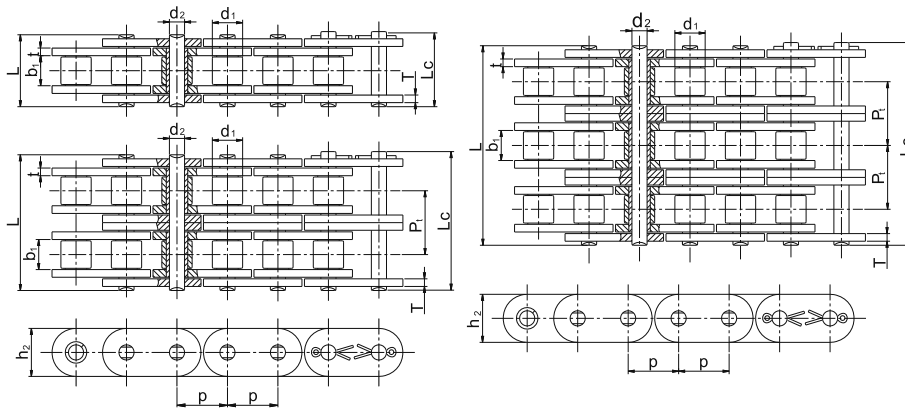
Catene super rinforzate / Super Strength Chains

SERIE AMERICANA ASA / AMERICAN SERIES ANSI

Catena ASA ANSI Chain	Passo	Diam. Rullo	Larghezza interna	Diametro Perno	Largh. catena ribadita	Altezza piastra	Spessore piastra	Passo trasv.	Carico di rottura min.	Carico di rottura medio	Peso al metro
	Pitch	Roller diameter	Width between inner plates	Pin diameter	Riveted chain width	Inner plate depth	Plate thickness	Transverse pitch	Ultimate tensile strength	Average tensile strength	Weight per meter
	P	d_1 max	b_1 min	d_2 max	L max	h_2 max	t/T	Pt	Q(ISO/ DIN) min	Q_0	q ≈
	mm	mm	mm	mm	mm	mm	mm	mm	kN	kN	kg/m
HT60-1	19.05	11.91	12.70	5.94	29.90	18.08	3.26	-	42.97	55.86	1.87
HT60-2	19.05	11.91	12.70	5.94	56.00	18.08	3.26	26.11	85.94	111.72	3.71
HT80-1	25.40	15.88	15.88	7.94	37.40	24.13	4.00	-	93.10	94.75	3.1
HT80-2	25.40	15.88	15.88	7.94	69.20	24.13	4.00	32.59	185.00	195.50	6.15
HT100-1	31.75	19.05	19.05	9.54	44.10	3.18	4.80	-	142.10	149.20	4.38
HT100-2	31.75	19.05	19.05	9.54	83.20	30.18	4.80	39.09	248.20	289.40	8.67
HT120-1	38.10	22.23	25.40	11.11	53.80	36.20	5.60	-	181.90	185.40	6.70
HT120-2	38.10	22.23	25.40	11.11	102.70	36.20	5.60	48.87	363.80	372.50	13.32
HT140-1	44.45	25.40	25.40	12.71	58.00	42.24	6.40	-	232.30	245.90	8.53
HT140-2	44.45	25.40	25.40	12.71	110.20	42.24	6.40	52.20	464.60	482.40	17.0
HT160-1	50.80	28.58	31.55	14.27	68.80	48.26	7.25	-	273.00	314.00	11.10
HT160-2	50.80	28.58	31.55	14.27	130.5	48.26	7.25	61.90	545.00	628.00	22.1
#T80G-1	25.40	15.88	15.75	8.71	38.10	24.70	4.0/4.8	-	108.00	122.40	4.2
SHT80-1	25.40	15.88	15.88	7.94	37.40	24.13	4.00	-	96.04	98.00	3.10
SHT100-1	31.75	19.05	19.05	9.54	44.10	30.18	4.80	-	149.50	155.40	4.38
SHT120-1	38.10	22.23	25.40	11.11	53.80	36.20	5.6	-	186.40	196.000	6.70
SHT140-1	44.45	25.40	25.40	12.71	58.00	42.24	6.40	-	245.40	254.80	8.53
SHT160-1	50.80	28.58	31.55	14.27	68.80	48.26	7.25	-	280.30	323.4	11.10

#Nota: Piastre a Profilo diritto, spessore Piastra esterna 4.0, spessore Piastra interna 4.8

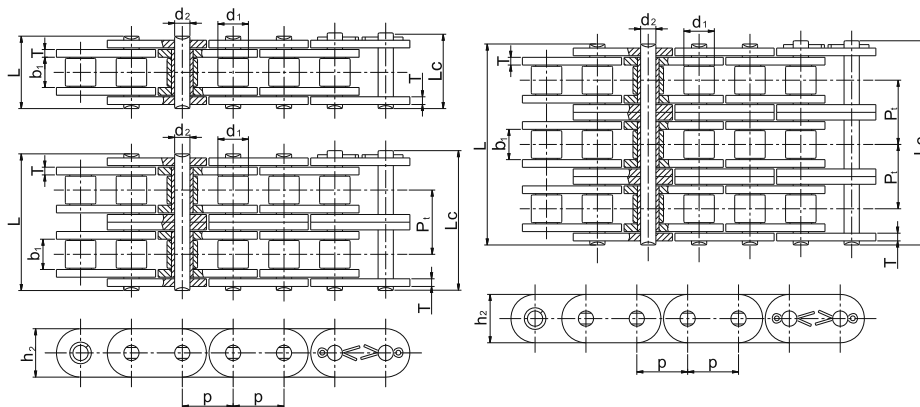
#Note: Straight side plates, outer plate thickness 4.0, inner Plate Thickness 4.8

Catene a rulli a **piastre dritte** ISO / Roller Chains with **Straight Side Plates** (A Series) ISO



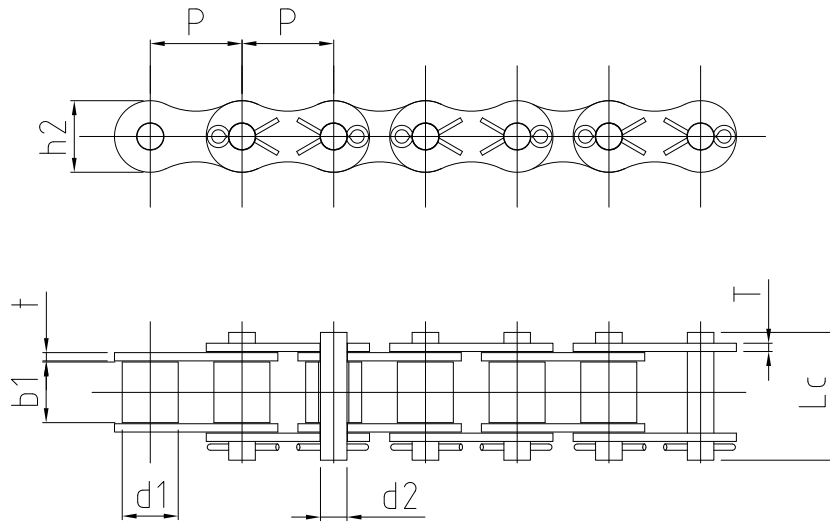
SERIE EUROPEA A PIASTRE DRITTE ISO / STRAIGHT PLATES EUROPEAN SERIES ISO

Catena ISO/DIN ISO/DIN Chain	Passo Pitch		Diam. Rullo Roller diameter	Larghezza interna Width between inner plates	Diametro Perno Pin diameter	Largh. catena ribadita Riveted chain width		Altezza piastra Inner plate depth	Passo trasv. Transverse pitch	Spessore piastra Plate thickness	Carico di rottura min. Ultimate tensile strength	Carico di rottura medio Average tensile strength	Peso al metro Weight per meter
	P	P	d ₁ max	b ₁ min	d ₂ max	L max	Lc max	h ₂ max	Pt	t/T	Q(ISO/DIN) min	Q ₀	q ≈
	pollici	mm	mm	mm	mm	mm	mm	mm	mm	mm	kN	kN	kg/m
08B1SP	1/2x5/16	12.70	8.51	7.75	4.45	16.70	18.20	11.80	-	1.60	17.80/18.00	19.50	0.80
10B1SP	5/8	15.875	10.16	9.65	5.08	19.50	20.90	14.70	-	1.70	22.20/22.40	26.90	1.06
12B1SP	3/4	19.05	12.07	11.68	5.72	22.50	25.20	16.00	-	1.85	28.90/29.00	31.00	1.32
16B1SP	1"	25.40	15.88	17.02	8.28	36.10	39.10	21.00	-	4.09/3.10	60.00	70.00	2.90
20B1SP	1"1/4	31.75	19.05	19.56	10.19	41.30	45.00	26.40	-	4.60/3.60	95.00	101.30	4.16
24B1SP	1"1/2	38.10	25.40	25.40	14.63	53.40	57.80	33.20	-	5.80/4.80	160.00	174.00	7.47
28B1SP	1"3/4	44.45	27.94	30.99	15.90	65.10	69.50	36.70	-	7.50/6.50	200.00	214.00	9.90
32B1SP	2"	50.80	29.21	30.99	17.81	66.00	71.00	42.00	-	7.00/6.00	250.00	267.50	10.45
08B2SP	1/2x5/16	12.70	8.51	7.75	4.45	31.20	32.20	11.80	13.92	1.60	31.10/32.00	37.40	1.45
10B2SP	5/8	15.875	10.16	9.65	5.08	36.10	37.50	14.70	16.59	1.70	44.50	57.80	2.00
12B2SP	3/4	19.05	12.07	11.68	5.72	42.00	44.70	16.00	19.46	1.85	57.80	65.70	2.62
16B2SP	1"	25.40	15.88	17.02	8.28	68.00	71.00	21.00	31.88	4.09/3.10	106.00	124.50	5.80
20B2SP	1"1/4	31.75	19.05	19.56	10.19	77.80	81.50	26.40	36.45	4.60/3.60	170.00	210.00	8.23
24B2SP	1"1/2	38.10	25.40	25.40	14.63	101.70	106.20	33.20	48.36	5.80/4.80	280.00	304.50	14.77
28B2SP	1"3/4	44.45	27.94	30.99	15.90	124.60	129.10	36.70	59.56	7.50/6.50	360.00	385.20	19.68
32B2SP	2"	50.80	29.21	30.99	17.81	124.60	129.60	42.00	58.55	7.00/6.00	450.00	477.00	20.62
08B3SP	1/2x5/16	12.70	8.51	7.75	4.45	45.10	46.10	11.80	13.92	1.60	44.50/47.50	50.20	2.10
10B3SP	5/8	15.875	10.16	9.65	5.08	52.70	54.10	14.70	16.59	1.70	66.70	79.60	2.87
12B3SP	3/4	19.05	12.07	11.68	5.72	61.50	64.20	16.00	19.46	1.85	86.70	101.80	3.89
16B3SP	1"	25.40	15.88	17.02	8.28	99.80	102.90	21.00	31.88	4.09/3.10	160.00	188.00	8.70
20B3SP	1"1/4	31.75	19.05	19.56	10.19	114.20	117.90	26.40	36.45	4.60/3.60	250.00	266.60	11.34
24B3SP	1"1/2	38.10	25.40	25.40	14.63	150.10	154.60	33.20	48.36	5.80/4.80	425.00	462.20	22.10
28B3SP	1"3/4	44.45	27.94	30.99	15.90	184.20	188.70	36.70	59.56	7.50/6.50	530.00	561.80	29.47
32B3SP	2"	50.80	29.21	30.99	17.81	183.20	188.20	42.00	58.55	7.00/6.00	670.00	710.20	30.85

Catene a rulli a **piastre dritte** ASA / *Roller Chains with **Straight Side Plates** ANSI*

 SERIE AMERICANA ASA PIASTRE DRITTE / *AMERICAN SERIES ANSI STRAIGHT PLATES*

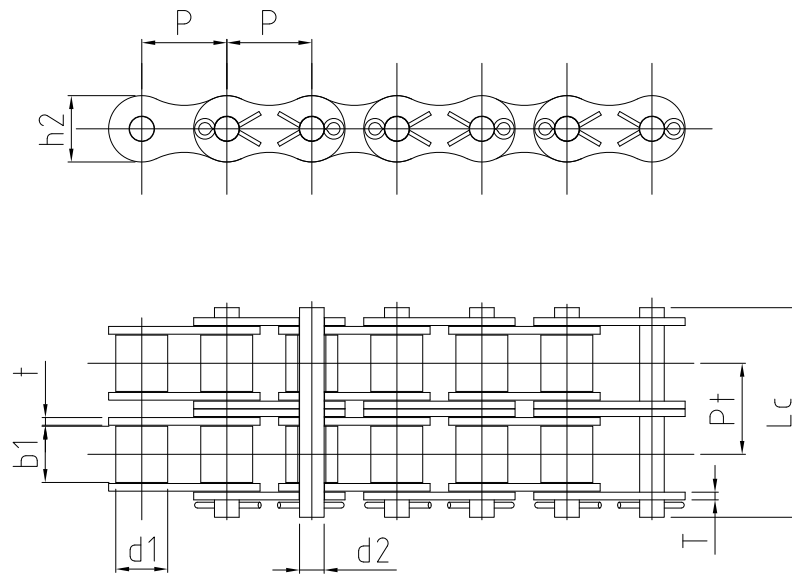
Catena ASA ANSI Chain	Passo <i>Pitch</i>		Diam. Rullo <i>Roller diameter</i>	Larghezza interna <i>Width between inner plates</i>	Diametro Perno <i>Pin diameter</i>	Largh. catena ribadita <i>Riveted chain width</i>		Altezza piastra <i>Inner plate depth</i>	Passo trasv. <i>Transverse pitch</i>	Spessore piastra <i>Plate thickness</i>	Carico di rottura min. <i>Ultimate tensile strength</i>	Carico di rottura medio <i>Average tensile strength</i>	Peso al metro <i>Weight per meter</i>
	P	P	d ₁ max	b ₁ min	d ₂ max	L max	Lc max	h ₂ max	Pt	T	Q(ISO/DIN) min	Q ₀	q ≈
	pollici	mm	mm	mm	mm	mm	mm	mm	mm	mm	mm	kN	kN
40A1SP	½	12.70	7.95	7.85	3.96	16.60	18.80	12.00	-	1.50	13.80/14.10	17.00	0.73
50A1SP	5/8	15.875	10.16	9.40	5.08	20.70	23.30	15.09	-	2.06	21.80/22.20	26.40	1.23
60A1SP	¾	19.05	11.91	12.57	5.94	25.90	28.30	18.00	-	2.44	31.10/31.80	38.80	1.78
80A1SP	1"	25.40	15.88	15.75	7.92	32.70	36.50	24.00	-	3.26	55.60/56.70	64.90	3.09
100A1SP	1 1/4	31.75	19.05	18.90	9.53	40.40	44.70	30.00	-	4.00	86.70/88.50	101.80	4.56
120A1SP	1 1/2	38.10	22.23	25.22	11.10	50.30	54.30	35.70	-	4.80	124.60/127.00	147.00	6.86
140A1SP	1 3/4	44.45	25.40	25.22	12.70	54.40	59.00	41.00	-	5.56	169.00/172.40	197.70	8.49
160A1SP	2"	50.80	28.58	31.55	14.27	64.80	69.60	47.80	-	6.45	222.40/226.80	260.20	11.50
40A2SP	½	12.70	7.95	7.85	3.96	31.00	33.20	12.00	14.38	1.50	27.60/28.20	33.60	1.43
50A2SP	5/8	15.875	10.16	9.40	5.08	38.90	41.40	15.09	18.11	2.06	43.60/44.40	55.40	2.42
60A2SP	¾	19.05	11.91	12.57	5.94	48.80	51.10	18.00	22.78	2.44	62.30/63.60	83.20	3.53
80A2SP	1"	25.40	15.88	15.75	7.92	62.70	65.80	24.00	29.29	3.26	111.20/113.40	140.00	6.12
100A2SP	1 1/4	31.75	19.05	18.90	9.53	76.40	80.50	30.00	35.76	4.00	173.50/177.00	202.90	9.08
120A2SP	1 1/2	38.10	22.23	25.22	11.10	95.80	99.70	35.70	45.44	4.80	249.10/254.00	291.40	13.60
140A2SP	1 3/4	44.45	25.40	25.22	12.70	103.30	107.90	41.00	48.87	5.65	338.10/344.80	395.50	16.86
160A2SP	2"	50.80	28.58	31.55	14.27	123.30	128.10	47.80	58.55	6.45	444.80/453.60	520.40	22.90
40A3SP	½	12.70	7.95	7.85	3.96	45.40	47.60	12.00	14.38	1.50	41.40/42.30	50.00	2.14
50A3SP	5/8	15.875	10.16	9.40	5.08	57.00	59.50	15.09	18.11	2.06	65.40/66.60	77.80	3.62
60A3SP	¾	19.05	11.91	12.57	5.94	71.50	73.90	18.00	22.78	2.44	93.40/95.40	111.10	5.28
80A3SP	1"	25.40	15.88	15.75	7.92	91.70	95.10	24.00	29.29	3.26	166.80/170.10	198.40	9.10
100A3SP	1 1/4	31.75	19.05	18.90	9.53	112.20	116.30	30.00	35.76	4.00	260.20/265.50	309.60	13.60
120A3SP	1 1/2	38.10	22.23	25.22	11.10	141.40	145.20	35.70	45.44	4.80	373.70/381.00	437.20	20.43
140A3SP	1 3/4	44.45	25.40	25.22	12.70	152.20	156.80	41.00	48.87	5.56	507.10/517.20	593.30	25.23
160A3SP	2"	50.80	28.58	31.55	14.27	181.80	186.60	47.80	58.55	6.45	667.20/680.40	780.60	34.19

Catene a rulli **con copiglia** ASA / **Cotter Type** Roller Chains ANSI



SERIE AMERICANA ASA CON COPIGLIA / AMERICAN SERIES ANSI COTTERED

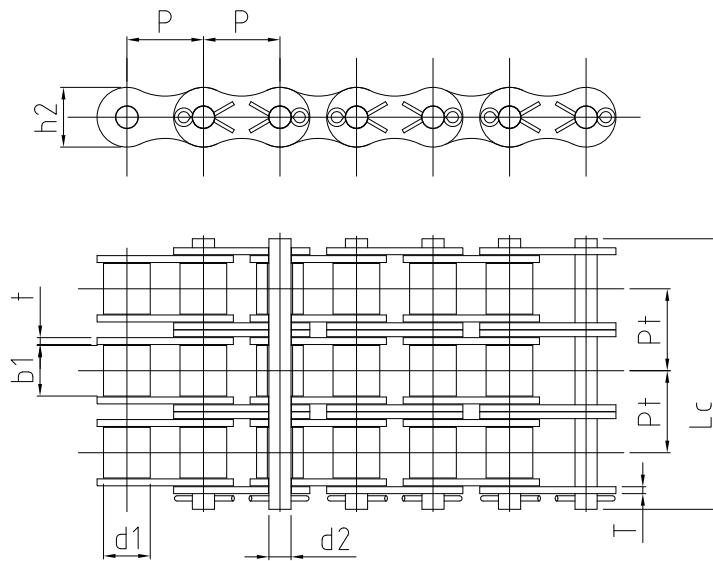
Catena ASA ANSI Chain	Passo <i>Pitch</i>		Diam. Rullo <i>Roller diameter</i>	Larghezza interna <i>Width between inner plates</i>	Diametro Perno <i>Pin diameter</i>	Largh. catena ribadita <i>Riveted chain width</i>	Altezza piastra <i>Inner plate depth</i>	Passo trasv. <i>Transverse pitch</i>	Spessore piastra <i>Plate thickness</i>	Carico di rottura min. <i>Ultimate tensile strength</i>	Carico di rottura medio <i>Average tensile strength</i>	Peso al metro <i>Weight per meter</i>
	P	P	d ₁ max	b ₁ min	d ₂ max	L max	h ₂ max	Pt	t/T	Q(ISO/DIN) min	Q ₀	q ≈
	pollici	mm	mm	mm	mm	mm	mm	mm	mm	mm	kN	kN
50A1C	5/8	15.875	10.16	9.40	5.09	22.59	15.09	-	2.00	21.80/22.20	29.4	1.02
60A1C	3/4	19.05	11.91	12.57	5.96	27.75	18.10	-	2.40	31.30/31.80	41.5	1.50
80A1C	1"	25.40	15.88	15.75	7.94	35.60	24.13	-	3.20	55.60/56.70	71.5	2.60
100A1C	1"1/4	31.75	19.05	18.90	9.54	42.60	30.17	-	4.00	87.00/88.50	109.2	3.91
120A1C	1"1/2	38.10	22.23	25.22	11.11	53.51	36.20	-	4.80	125.00/127.00	156.9	5.62
140A1C	1"3/4	44.45	25.40	25.22	12.71	58.21	42.23	-	5.65	170.00/172.40	212.0	7.50
160A1C	2"	50.80	28.58	31.55	14.29	69.08	48.26	-	6.45	223.00/226.80	269.7	10.10
180A1C	2"1/4	57.15	35.71	35.48	17.46	78.45	54.30	-	7.25	281.0	327.8	13.45
200A1C	2"1/2	63.50	39.68	37.85	19.85	85.15	60.33	-	8.00	347.00/353.80	410.00	16.15
240A1C	3"	76.20	47.63	47.35	23.81	100.71	72.39	-	9.50	500.00/510.30	585.4	23.20

Catene a rulli **con copiglia** ASA / **Cotter Type** Roller Chains ANSI


SERIE AMERICANA ASA CON COPIGLIA / AMERICAN SERIES ANSI COTTERED

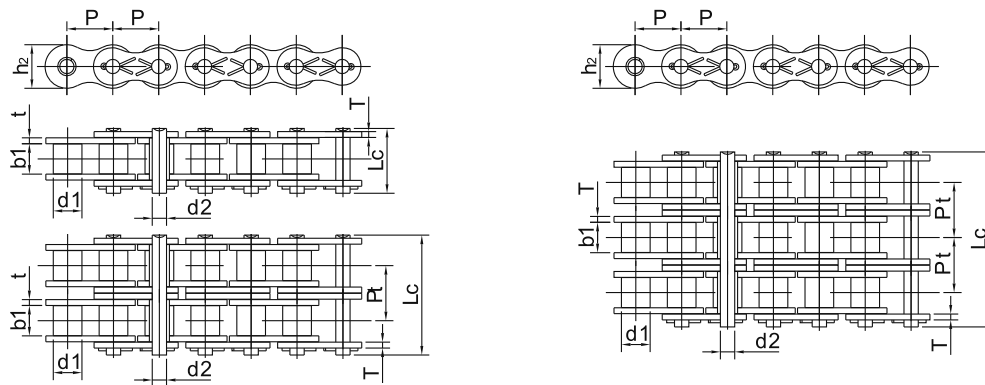
Catena ASA ANSI Chain	Passo <i>Pitch</i>		Diam. Rullo <i>Roller diameter</i>	Larghezza interna <i>Width between inner plates</i>	Diametro Perno <i>Pin diameter</i>	Largh. catena ribadita <i>Riveted chain width</i>	Altezza piastra <i>Inner plate depth</i>	Passo trasv. <i>Transverse pitch</i>	Spessore piastra <i>Plate thickness</i>	Carico di rottura min. <i>Ultimate tensile strength</i>	Carico di rottura medio <i>Average tensile strength</i>	Peso al metro <i>Weight per meter</i>
	P	P	d ₁ max	b ₁ min	d ₂ max	L max	h ₂ max	Pt	t/T	Q(ISO/DIN) min	Q ₀	q ≈
	pollici	mm	mm	mm	mm	mm	mm	mm	mm	mm	kN	kN
50A2C	5/8	15.875	10.16	9.40	5.09	40.70	15.09	18.11	2.00	43.60/44.40	56.0	2.00
60A2C	3/4	19.05	11.91	12.57	5.96	50.53	18.10	22.78	2.40	62.60/63.60	82.4	2.92
80A2C	1"	25.40	15.88	15.75	7.94	64.89	24.13	29.29	3.20	111.20/113.40	143.0	5.15
100A2C	1"1/4	31.75	19.05	18.90	9.54	78.36	30.17	35.76	4.00	174.00/177.00	204.0	7.80
120A2C	1"1/2	38.10	22.23	25.22	11.11	98.95	36.20	45.44	4.80	250.00/254.00	313.8	11.70
140A2C	1"3/4	44.45	25.40	25.22	12.71	107.08	42.23	48.87	5.65	340.00/344.80	421.7	15.14
160A2C	2"	50.80	28.58	31.55	14.29	127.63	48.26	58.55	6.45	446.00/453.60	539.4	20.14
180A2C	2"1/4	57.15	35.71	35.48	17.46	144.29	54.30	65.84	7.25	562.0	655.7	29.22
200A2C	2"1/2	63.50	39.68	37.85	19.85	156.70	60.33	71.55	8.00	694.00/707.60	820.0	32.24
240A2C	3"	76.20	47.63	47.35	23.81	188.54	72.39	87.83	9.50	1000.0/1020.6	1170.8	45.23

Catene a rulli con copiglia ASA / **Cotter Type** Roller Chains ANSI



SERIE AMERICANA ASA CON COPIGLIA / AMERICAN SERIES ANSI COTTERED

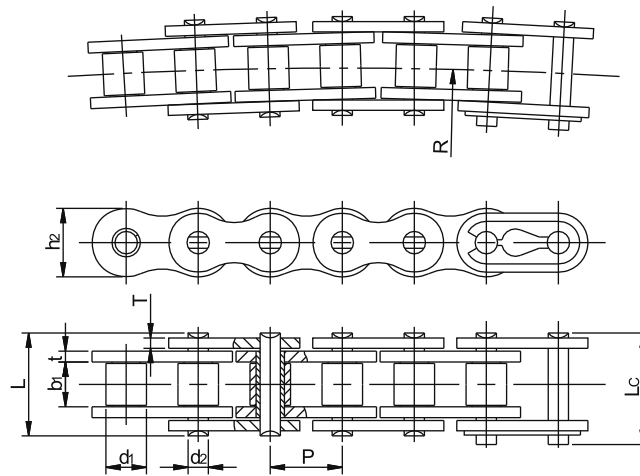
Catena ASA ANSI Chain	Passo <i>Pitch</i>		Diam. Rullo <i>Roller diameter</i>	Larghezza interna <i>Width between inner plates</i>	Diametro Perno <i>Pin diameter</i>	Largh. catena ribadita <i>Riveted chain width</i>	Altezza piastra <i>Inner plate depth</i>	Passo trasv. <i>Transverse pitch</i>	Spessore piastra <i>Plate thickness</i>	Carico di rottura min. <i>Ultimate tensile strength</i>	Carico di rottura medio <i>Average tensile strength</i>	Peso al metro <i>Weight per meter</i>
	P	P	d ₁ max	b ₁ min	d ₂ max	L max	h ₂ max	Pt	t/T	Q(ISO/DIN) min	Q ₀	q ≈
	pollici	mm	mm	mm	mm	mm	mm	mm	mm	mm	kN	kN
50A3C	5/8	15.875	10.16	9.40	5.09	58.81	15.09	18.11	2.00	65.40/66.60	82.0	3.09
60A3C	3/4	19.05	11.91	12.57	5.96	73.31	18.10	22.78	2.40	93.90/95.40	115.0	4.54
80A3C	1"	25.40	15.88	15.75	7.94	94.18	24.13	29.29	3.20	166.80/170.10	208.0	7.89
100A3C	1"1/4	31.75	19.05	18.90	9.54	114.12	30.17	35.76	4.00	261.00/265.50	310.0	11.77
120A3C	1"1/2	38.10	22.23	25.22	11.11	144.39	36.20	45.44	4.80	375.00/381.00	470.7	17.53
140A3C	1"3/4	44.45	25.40	25.22	12.71	155.95	42.23	48.87	5.65	510.00/517.20	632.5	22.20
160A3C	2"	50.80	28.58	31.55	14.29	186.18	48.26	58.55	6.45	669.00/680.40	809.0	30.02
180A3C	2"1/4	57.15	35.71	35.48	17.46	210.13	54.30	65.84	7.25	843.0	983.6	38.22
200A3C	2"1/2	63.50	39.68	37.85	19.85	228.25	60.33	71.55	8.00	1041.0/1061.4	1230.0	49.03
240A3C	3"	76.20	47.63	47.35	23.81	276.37	72.39	87.83	9.50	1500.0/1530.9	1756.2	71.6

Catene a rulli **con copiglia ASA H / Cotter Type** Roller Chains ANSI H


SERIE AMERICANA ASA H CON COPIGLIA / AMERICAN SERIES ANSI H COTTERED

Catena ASA H ANSI H Chain	Passo <i>Pitch</i>		Diam. Rullo <i>Roller diameter</i>	Larghezza interna <i>Width between inner plates</i>	Diametro Perno <i>Pin diameter</i>	Largh. catena ribadita <i>Riveted chain width</i>	Altezza piastra <i>Inner plate depth</i>	Passo trasv. <i>Transverse pitch</i>	Spessore piastra <i>Plate thickness</i>	Carico di rottura min. <i>Ultimate tensile strength</i>	Carico di rottura medio <i>Average tensile strength</i>	Peso al metro <i>Weight per meter</i>
	P	P	d ₁ max	b ₁ min	d ₂ max	Lc max	h ₂ max	Pt	t/T	Q _{min}	Q ₀	q ≈
	pollici	mm	mm	mm	mm	mm	mm	mm	mm	mm	kN	kN
40A1HC	½	12.70	7.95	7.85	3.96	19.70	12.00	-	2.00	13.9	20.40	0.82
50A1HC	5/8	15.785	10.16	9.40	5.09	24.90	15.09	-	2.40	21.8	30.20	1.25
60A1HC	¾	19.05	11.91	12.57	5.96	31.60	18.08	-	3.20	31.3	42.70	1.87
80A1HC	1"	25.40	15.88	15.75	7.94	39.40	24.13	-	4.00	55.6	71.40	3.10
100A1HC	1 1/4	31.75	19.05	18.90	9.54	46.90	30.17	-	4.80	87	112.4	4.52
120A1HC	1 1/2	38.10	22.23	25.22	11.11	57.50	36.20	-	5.65	125	160.9	6.60
140A1HC	1 3/4	44.45	25.40	25.22	12.71	62.50	42.23	-	6.45	170	217.3	8.30
160A1HC	2"	50.80	28.58	31.55	14.29	72.70	48.26	-	7.25	223	285.8	10.30
200A1HC	2 1/2	63.50	39.68	37.85	19.85	93.50	60.33	-	9.50	347	444.5	19.16
60A2HC	3/4	19.05	11.91	12.57	5.96	57.70	18.08	26.11	3.20	62.6	84.5	3.71
80A2HC	1"	25.40	15.88	15.75	7.94	72.20	24.13	32.59	4.00	112.2	145.3	6.15
100A2HC	1 1/4	31.75	19.05	18.90	9.54	86.00	30.17	39.09	4.80	174	225.9	9.03
120A2HC	1 1/2	38.10	22.23	25.22	11.11	106.4	36.20	48.87	5.65	250	322.7	13.13
140A2HC	1 3/4	44.45	25.40	25.22	12.71	114.7	42.23	52.20	6.45	340	437.7	16.60
160A2HC	2"	50.80	28.58	31.55	14.29	134.9	48.26	61.90	7.25	446	571.6	20.20
200A2HC	2 1/2	63.50	39.68	37.85	19.85	171.8	60.33	78.31	9.25	964	894.9	38.11
60A3HC	¾	19.05	11.91	12.57	5.96	83.84	18.08	26.11	3.20	93.9	113.9	5.54
80A3HC	1"	25.40	15.88	15.75	7.94	104.6	24.13	32.59	4.00	166.8	203.5	9.42
100A3HC	1 1/4	31.75	19.05	18.90	9.54	125.1	30.17	39.09	4.80	261	314.8	12.96
120AH3C	1 1/2	38.10	22.23	25.22	11.11	155.2	36.20	48.87	5.65	375	444.7	19.64
140A3HC	1 3/4	44.45	25.40	25.22	12.71	166.9	42.23	52.20	6.45	510	598.4	24.90
160A3HC	2"	50.80	28.58	31.55	14.29	196.8	48.26	61.90	7.25	669	787.3	30.10
200A3HC	2 1/2	63.50	39.68	37.85	19.85	250.1	60.33	78.31	9.25	1041	1228.2	57.05

Catene a rulli per curve / Side Bow Chains



SERIE EUROPEA ISO PER CURVE / SIDE BOW EUROPEAN SERIES ISO
 SERIE AMERICANA ASA PER CURVE / SIDE BOW AMERICAN SERIES ANSI

Catena Chain	Passo Pitch	Diam. Rullo Roller diameter	Larghezza interna Width between inner plates	Diametro Perno Pin diameter	Largh. catena ribadita Riveted chain width		Altezza piastra Inner plate depth	Spessore piastra Plate thickness	Raggio curvatura laterale Side bow radius	Carico di rottura min. Ultimate tensile strength	Carico di rottura medio Average tensile strength	Peso al metro Weight per meter
	P	d ₁ max	b ₁ min	d ₂ max	L max	Lc max	h ₂ max	t/T	R	Q	Q ₀	q ≈
	mm	mm	mm	mm	mm	mm	mm	mm	mm	kN/LB	kN	kg/m
40A1SB	12.7	7.95	7.85	3.96	16.90	18.10	11.70	1.50	350	13.80/3136	15.20	0.80
43A1SB	12.7	7.95	7.85	3.45	18.30	19.50	11.70	1.50	305	12.00/2727	13.20	0.64
50A1SB	15.875	10.16	9.40	4.37	20.70	22.70	15.09	2.00	400	20.60/4681	22.70	1.09
60A1SB	19.05	11.91	12.57	5.34	26.60	28.40	18.10	2.40	500	15.70/3568	17.30	1.42
63A1SB	19.05	11.91	12.68	5.08	28.80	30.60	17.20	2.4/2.0	350	12.50/2840	20.00	1.40
80A1SB	25.40	15.88	15.75	7.19	34.00	37.30	24.00	3.20	711	40.90/9201	42.00	2.60
08B1SB	12.70	8.51	7.75	3.97	17.40	18.70	11.80	1.60	400	14.00/3182	15.40	0.70
08B1SBF	12.70	8.51	7.75	3.97	16.30	17.60	11.80	1.6/1.2	400	12.80/2909	14.10	0.65
10B1SB	15.875	10.16	9.65	4.50	20.10	21.50	14.70	1.70	400	15.60/3545	17.20	0.93
12B1SB	19.05	12.07	11.68	5.12	23.10	24.80	16.00	1.85	500	20.50/4658	22.60	1.16
16B1SB	25.40	15.88	17.22	7.90	36.50	39.70	21.00	3.7/3.0	500	55.6/12635	64.00	2.53
C2050SB	31.75	10.16	9.40	5.08	21.30	22.60	15.00	2.03	800	21.80/4954	24.10	0.84

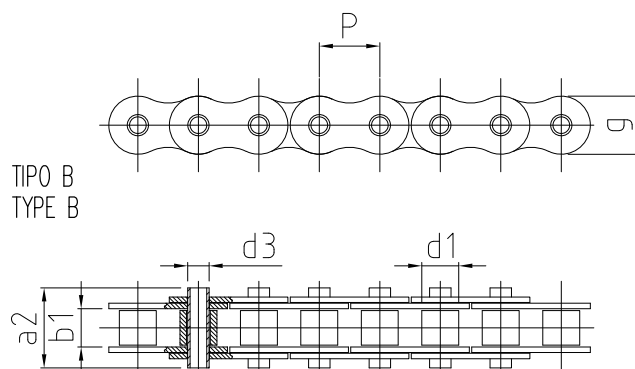
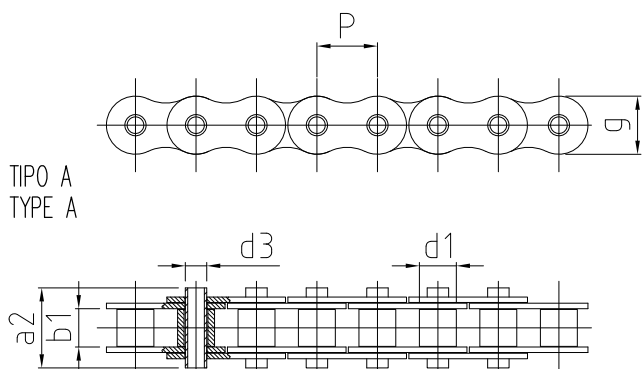
Catene a rulli a perni forati / Roller Chains with *Hollow Pins*

Catene costruite con il preciso intento d'aiutare l'utilizzatore nell'adozione di attacchi personalizzati, comodamente adattabili a queste catene secondo le normative unificate.

Nota: Tutte le dimensioni indicate sono espresse in mm.

Especially manufactured to help the customer use different attachments, easily adaptable to these chains, in accordance with the current unified regulations.

Note: All dimensions are expressed in mm.

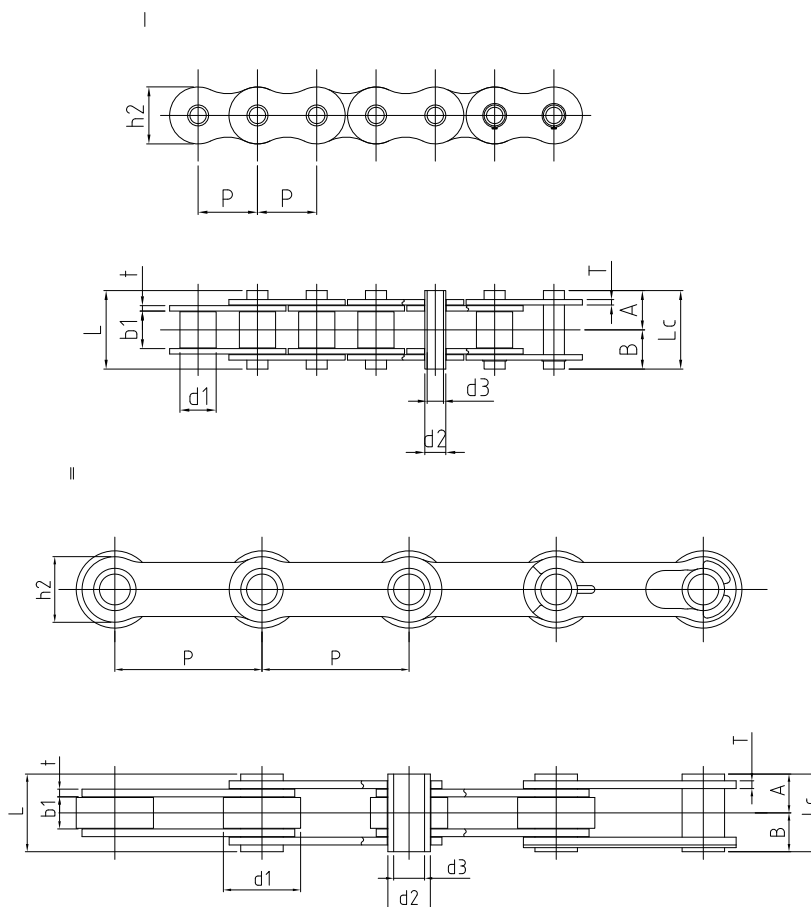


SERIE EUROPEA ISO A PERNI FORATI / ISO EUROPEAN SERIES HOLLOW PINS

SERIE AMERICANA ASA A PERNI FORATI / ANSI AMERICAN SERIES HOLLOW PINS

Catena Chain	P	p	b ₁ mm	d ₃	d ₁ mm	a ₂ mm	g mm	F _B min	q Kg/m	Tipo
	mm	inch	min.	mm	max.	max.	max.	N	≈	Type
08B1HP	12.7	1/2"	7.75	4.5	8.51	16.8	12.2	13.500	0.60	A
10B1HP	15.875	5/8"	9.65	5.0	10.16	18.6	14.3	14.500	0.83	A
12B1HP	19.05	3/4"	11.68	5.75	12.07	24.0	16.5	18.500	1.05	A
08B1HP	12.7	1/2"	7.75	4.40	8.51	17.0	11.7	14.000	0.68	B
10B1HP	15.875	5/8"	9.65	5.10	10.16	19.5	14.0	15.000	0.87	B
12B1HP	19.05	3/4"	11.68	5.70	12.07	22.5	18.0	21.000	1.10	B
60A1HP	19.05	3/4"	12.70	5.97	11.91	25.0	18.0	25.000	1.30	B
16B1HP	25.4	1"	17.02	8.10	15.88	36.0	21.0	50.000	2.40	B

Catene da trasporto a perni forati con **rullo folle** / *Hollow Pins Chains with Double Direction Roller*



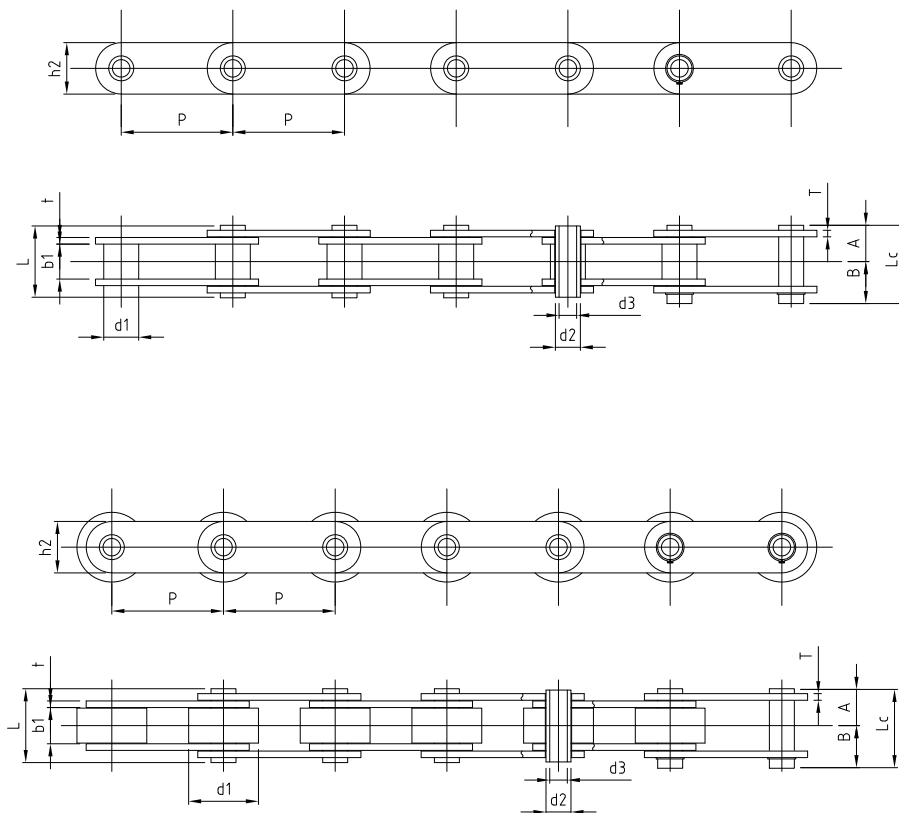
Catena Chain	Passo Pitch	Diam. Bussola Bush Diameter	Larghezza interna Width between inner plates	Dimensioni Perno Pin dimensions						Spessore piastra Plate thickness	Altezza piastra Inner plate depth	Carico di rottura min. Ultimate tensile strength	Tipo Type
	P	d ₁ max	b ₁ min	d ₂ max	d ₃ max	A	B	L (A+A)	L _c (A+b)	t/T	h ₂ max	Q min	
	mm	mm	mm	mm	mm	mm	mm	mm	mm	mm	mm	KN	
40HPDD	12.70	7.95	7.95	5.68	4.00	8.10	9.40	16.2	17.5	1.50	11.70	13.2	I
50HPDD	15.875	10.16	9.53	7.24	5.12	10.3	11.7	20.6	22.0	2.00	14.60	20.6	I
60HPDD	19.05	11.91	12.70	8.37	5.99	12.90	14.3	25.8	27.2	2.40	17.50	31.4	I
80HPDD	25.40	15.88	15.88	11.24	8.02	16.30	17.80	32.6	34.1	3.20	23.00	53.0	I
*081HRNP	12.70	7.75	3.30	5.54	3.55	5.10	6.10	10.2	11.2	1.10	10.5	10.0	I
12BHPDD	19.05	12.07	11.68	8.09	6.00	11.35	12.55	22.7	23.9	1.90	16.0	14.0	I
#P38.1HB	38.10	20.00	8.00	11.0	8.00	9.75	10.35	19.5	20.1	2.00	17.0	28.0	II
#P50.8HB	50.80	30.00	11.00	12.0	8.11	13.50	14.35	27.0	27.85	3.00	26.0	50.0	II

*Rullo Nichelato: nella tabella d1 indica il diametro esterno del rullo

*Nickel-plated Roller: d1 in the table indicates the external diameter of the roller

Catena a Rullo: nella tabella d1 indica il diametro esterno del rullo

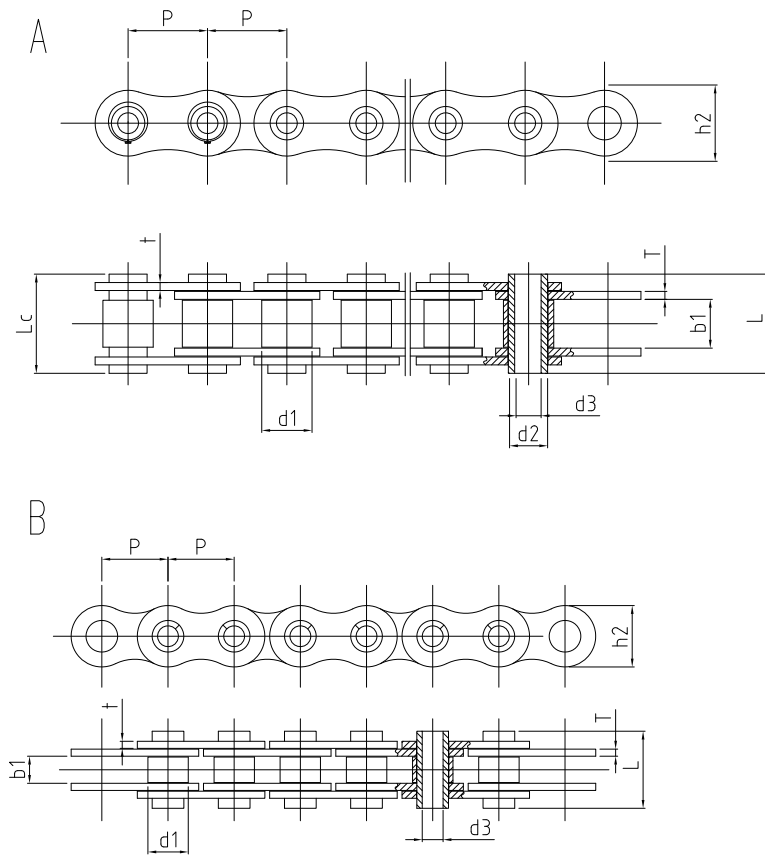
Roller Chain: d1 in the table indicates the external diameter of the roller

Catene da trasporto a **perni forati** / *Hollow Pins Conveyor Chains*


Catena Chain	Passo Pitch	Diam. Bussola Bush Diameter	Larghezza interna Width between inner plates	Dimensioni Perno Pin dimensions						Spessore piastra Plate thickness	Altezza piastra Inner plate depth	Carico di rottura min. Ultimate tensile strength	Tipo Type
	P	d ₁ max	b ₁ min	d ₂ max	d ₃ max	A	B	L (A+A)	L _c (A+b)	t/T	h ₂ max	Q min	
	mm	mm	mm	mm	mm	mm	mm	mm	mm	mm	mm	KN	
C2040HP #C2042HP	25.40	7.95 15.88	7.95	5.68	4.00	8.10	9.40	16.2	17.5	1.5	11.70	13.2	I II
C2050HP #C2052HP	31.75	10.16 19.05	9.53	7.24	5.12	10.3	11.7	20.6	22.0	2.0	14.60	20.6	I II
C2060HP #C2062HP	38.10	11.91 22.23	12.70	8.37	5.99	12.90	14.3	25.8	27.2	2.4	17.50	31.4	I II
C2080HP #C2082HP	50.80	15.88 28.58	15.88	11.24	8.02	16.30	17.80	32.6	34.1	3.2	23.00	53.0	I II
#P76.2HB	76.20	47.60	18.50	18.30	12.41	24.45	25.65	48.9	50.1	5.0	40.0	132.0	II
#P101.6HB	101.6	66.70	26.00	25.00	20.31	31.50	32.90	63.0	64.4	8.0/6.0	50.0	150.0	II
#P101.6HBa	101.6	66.70	30.70	32.00	20.70	43.60	45.00	87.2	88.6	12.7/10.0	60.0	500.0	II

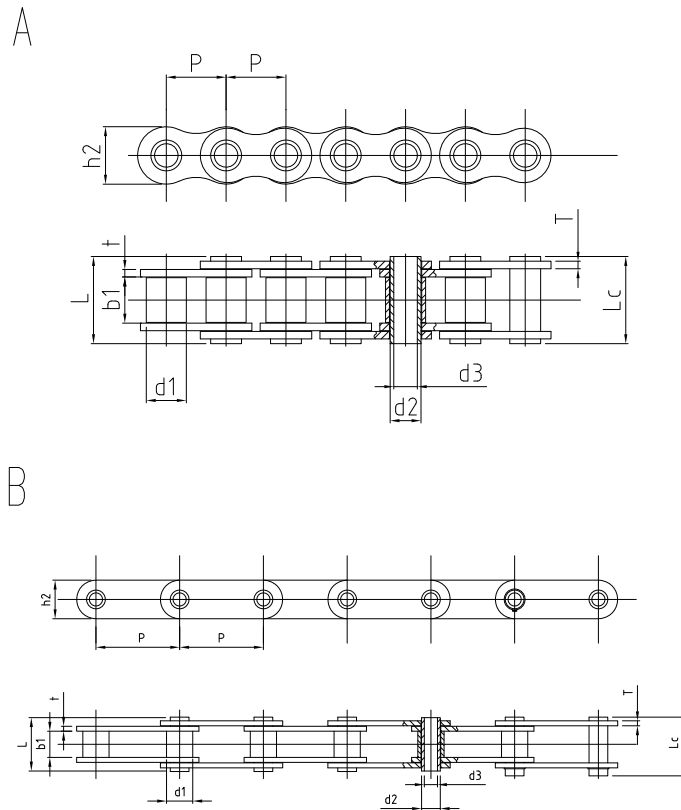
Catena a Rullo: nella tabella d1 indica il diametro esterno del rullo
 # Roller Chain: d1 in the table indicates the external diameter of the roller

Catene da trasporto a **perni forati** / **Hollow Pins** Conveyor Chains



Catena Chain	Passo Pitch	Diam. Bussola Bush Diameter	Larghezza interna Width between inner plates	Diametro Perno Pin diameter		Lungh. catena ribadita Riveted chain length		Altezza piastra Inner plate depth	Spessore piastra Plate thickness	Carico di rottura min. Ultimate tensile strength	Tipo Type
	p	d ₁ max	b ₁ min	d ₂ max	d ₃ max	L max	L _c max	h ₂ max	t/T	Q min	
	mm	mm	mm	mm	mm	mm	mm	mm	mm	KN	
10BHR	15.875	10.16	6.5	7.6	5.0	17.0	-	14.72	1.7	15	B
12BHR	19.05	12.07	11.86	8.03	5.41	22.5	23.8	15.8	1.9	25	A
12BHRa	19.05	12.07	11.70	8.03	5.0	22.5	23.8	15.8	1.9	25	A

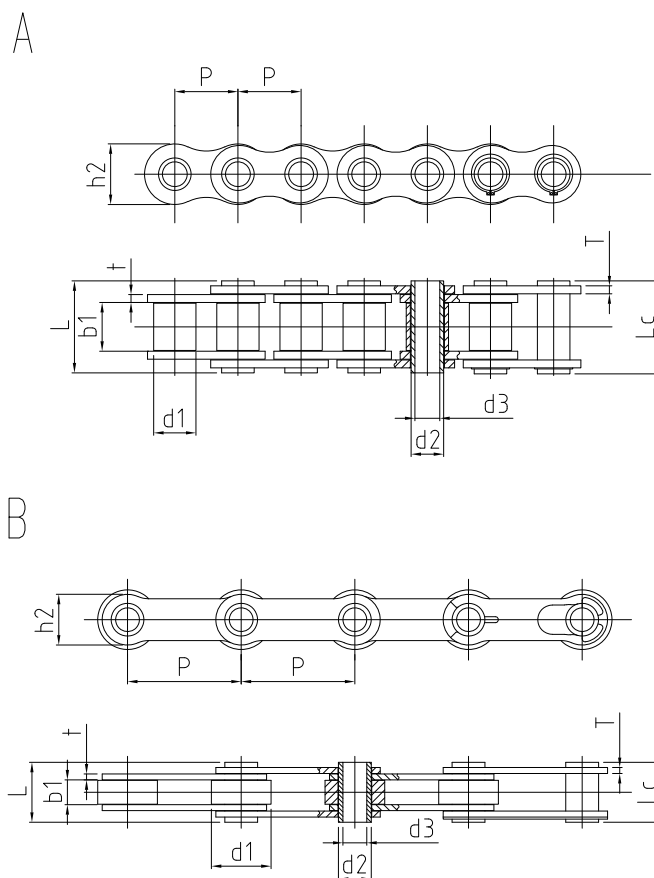
Catena a Rullo: nella tabella d1 indica il diametro esterno del rullo
 Roller Chain: d1 in the table indicates the external diameter of the roller

Catene da trasporto a **perni forati** / **Hollow Pins Conveyor Chains**


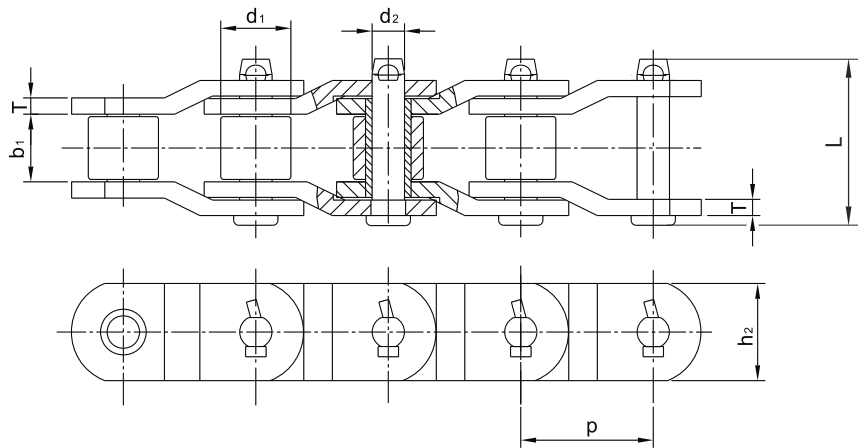
Catena Chain	Passo Pitch	Diam. Bussola Bush Diameter	Larghezza interna Width between inner plates	Diametro Perno Pin diameter		Lungh. catena ribadita Riveted chain length		Altezza piastra Inner plate depth	Spessore piastra Plate thickness	Carico di rottura min. Ultimate tensile strength	Tipo Type
	p	d ₁ max	b ₁ min	d ₂ max	d ₃ max	L max	L _c max	h ₂ max	t/T	Q min	
	mm	mm	mm	mm	mm	mm	mm	mm	mm	KN	
08BHFb	12.70	8.51	9.5	6.55	5.0	18.15	-	11.81	1.6	11.1	A
P40HP	40	18.0	22.0	12.0	8.0	47.2	48.8	35.0	5.0	59	B
C60HP	19.05	11.91	12.61	8.33	6.0	25.8	27.5	18.08	2.4	26.9	B
80HPc	25.4	15.88	15.75	11.4	8.4	32.6	33.8	24.0	3.2	45	A

Catena a Rullo: nella tabella d1 indica il diametro esterno del rullo
 Roller Chain: d1 in the table indicates the external diameter of the roller

Catene da trasporto a **perni forati** / **Hollow Pins** Conveyor Chains



Catena Chain	Passo Pitch	Diam. Rullo Roller Diameter	Larghezza interna Width between inner plates	Diametro Perno Pin diameter		Lungh. catena ribadita Riveted chain length		Altezza piastra Inner plate depth	Spessore piastra Plate thickness	Carico di rottura min. Ultimate tensile strength	Tipo Type
	p	d ₁ max	b ₁ min	d ₂ max	d ₃ max	L max	L _c max	h ₂ max	t/T	Q min	
	mm	mm	mm	mm	mm	mm	mm	mm	mm	KN	
10BHB	15.875	10.16	9.65	5.94	4.10	19.4	20.5	14.72	1.7	17	A
C2052HB	31.75	19.05	9.53	7.24	5.13	20.6	22.1	14.73	2.0	17.92	A
P40HB	40.0	26.0	10.0	11.4	8.20	27.0	29.0	24.0	3.0	32	A
P50HB	50.0	20.0	14.0	9.0	6.2	28.5	30.3	20.0	2.5	20.42	A
P50.8HBa	50.8	30.0	10.0	11.7	8.10	26.6	27.8	26.0	3.0	60	B
P50.8HBb				11.4	8.20						
P63HB	63.0	30.0	10.0	11.7	8.10	26.6	27.8	26.0	3.0	50	B

Catene a maglie false per **trasmissioni pesanti** / *Heavy Duty Cranked-link Transmission Chains*

SERIE AMERICANA / AMERICAN SERIES

Catena Chain	Passo Pitch	Diam. Rullo Roller diameter	Larghezza interna Width between inner plates	Diametro Perno Pin diameter	Largh. catena ribadita Riveted chain width	Altezza piastra Inner plate depth	Spessore piastra Plate thickness	Carico di rottura min. Ultimate tensile strength	Carico di rottura medio Average tensile strength	Peso al metro Weight per meter
	P	d ₁ max	b ₁ min	d ₂ max	L max	h ₂ max	T	Q min	Q ₀	q ≈
	mm	mm	mm	mm	mm	mm	mm	kN	kN	kg/m
2010	63.50	31.75	38.10	15.90	90.70	47.80	7.90	250.00	270.00	14.00
2512	77.90	41.28	39.60	19.05	100.00	57.00	9.70	340.00	367.20	18.40
40SL INOX	78.11	31.75	31.75	15.90	89.65	38.00	9.50	265.60	300.00	10.40
2814	88.90	44.45	38.10	22.25	117.60	60.50	12.70	470.00	507.60	25.10
3315	103.45	45.24	49.30	23.85	134.90	63.50	14.20	550.00	594.00	27.30
3618	114.30	57.15	52.30	27.97	141.20	79.20	14.20	760.00	820.80	38.20
MXS882	66.27	22.23	28.58	11.10	68.50	28.50	6.40	115.60	124.80	5.30





INDUSTRIES



CATENE DA TRASPORTO
CONVEYOR CHAINS

Catene a rulli con attacchi - serie UNI / Roller chains with attachments - UNI series

Disponibili (su richiesta) anche in: acciaio inossidabile, cromato, nichelato galvanico, nichelato chimico.

Esempio distribuzione attacchi

La distribuzione degli attacchi montati sulla catena viene indicata nella maniera seguente.

Il primo significa:

4 = attacco montato solo sulle maglie interne

7 = attacco montato solo sulle maglie esterne

0 = attacco montato alternato sulle maglie interne ed esterne

I successivi numeri indicano la frequenza (numero di passi) di montaggio degli attacchi sulla catena.

Esempio di ordinazione

K1
Tipo di attacco

10B1
Tipo di catena

7.04
montati sulle maglie esterne (7)
ogni quattro passi (04)

Available on request: stainless steel, chromium plated, galvanic nickel plated, chemical nickel plated.

Example of attachments distribution

The distribution of the attachments on the chain is explained below.

The first means:

4 = attachments fixed only on inner plate

7 = attachments fixed only on outer plate

0 = attachments fixed on alternate inner and outer plate

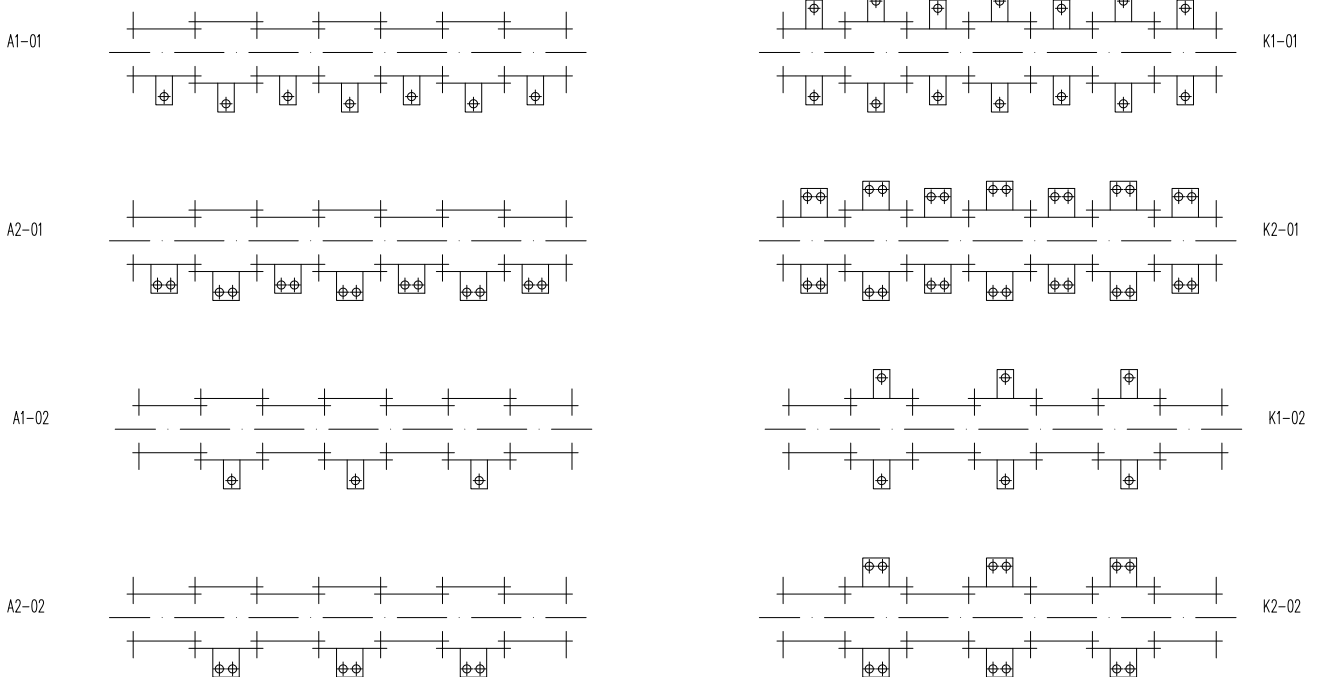
The following numbers show the assembling frequency (number of pitches) of the attachments on the chain.

Example of sequence

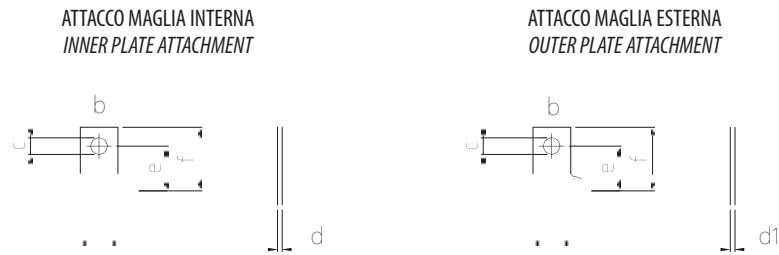
K1
Attachment type

10B1
Chain type

7.04
fixed on outer plate (7)
Every four pitches (04)

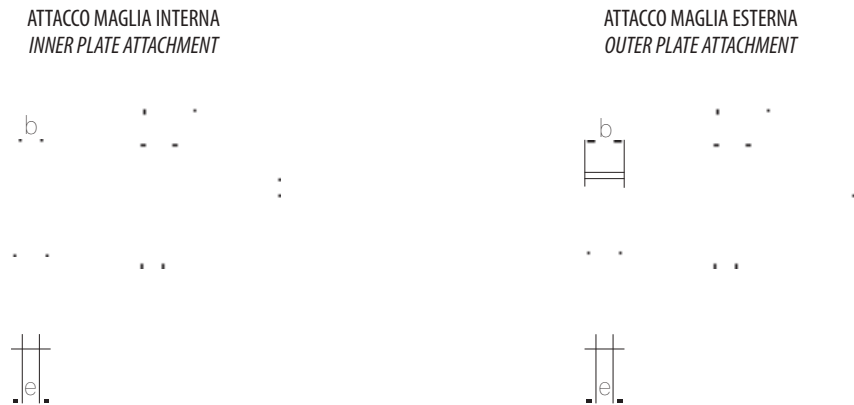


Catene a rulli con attacchi - serie UNI / Roller chains with attachments - UNI series



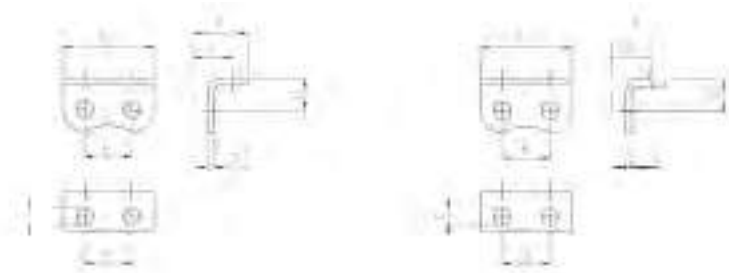
Tipo M35 M1

Catena Chain	Passo Pitch P mm	Dimensioni Dimension						Sovrappeso unitario approx Approximate unit overweight	
		b mm	c mm	d mm	d1 mm	e mm	f mm	attacco M35 kg attachment M35 kg	attacco M1 kg attachment M1 kg
05B1M	8,000	5,10	2,5	0,70	0,70	5,00	7,5	0,0003	0,0006
06B1M	9,525	8,00	3,5	1,03	1,27	9,50	13,5	0,0010	0,0020
0841M	12,700	9,50	4,3	1,40	1,40	12,40	17,1	0,0010	0,0020
08B1M	12,700	9,50	4,3	1,40	1,63	14,10	19,2	0,0020	0,0040
10B1M	15,875	14,10	5,2	1,53	1,63	15,90	23,7	0,0030	0,0070
12B1M	19,050	16,00	5,6	1,90	1,90	17,90	26,2	0,0040	0,0080
16B1M	25,400	19,00	6,8	3,00	4,00	26,00	35,0	0,0200	0,0400
20B1M	31,750	25,25	8,4	3,35	-	31,75	42,0	0,0250	0,0500



Tipo A1 K1

Catena Chain	Passo Pitch P mm	Dimensioni Dimension							Sovrappeso unitario approx Approximate unit overweight	
		a mm	b mm	c mm	d mm	d1 mm	e mm	f mm	attacco A1 kg attachment A1 kg	attacco K1 kg attachment K1 kg
06B1K	9,525	6,50	8,00	3,5	1,03	1,27	9,50	13,50	0,001	0,002
0841K	12,700	7,20	9,50	4,3	1,40	1,40	11,80	16,50	0,002	0,004
08B1K	12,700	8,40	9,50	4,3	1,40	1,63	14,10	18,60	0,002	0,004
10B1K	15,875	10,40	14,10	5,2	1,53	1,63	15,90	23,80	0,003	0,006
12B1K	19,050	12,00	16,00	5,6	1,90	1,90	17,50	25,80	0,005	0,010
16B1K	25,400	15,90	19,00	6,8	3,00	3,80	25,40	37,40	0,014	0,028
20B1K	31,750	19,85	25,25	8,4	3,35	-	31,75	42,85	0,020	0,040
24B1K	38,100	26,70	28,00	11,0	4,60	6,15	38,10	51,85	0,047	0,094

Attacchi per catene da trasporto / Conveyor Chain Attachments

Tipo M35 M1

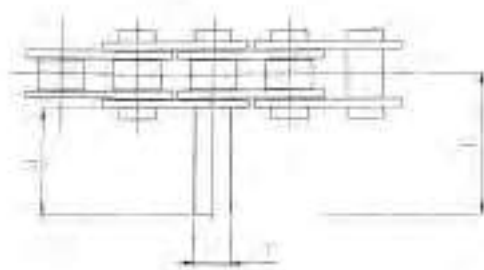
Catena Chain	Passo Pitch	Dimensioni Dimension									Sovrappeso unitario approx Approximate unit overweight	
	P	a	b	b1	c	d	d1	e	f	m	attacco A2 kg attachment A2 kg	attacco K2 kg attachment K2 kg
	mm	mm	mm	mm	mm	mm	mm	mm	mm	mm		
06B1M	9,525	6,50	17,55	-	3,5	1,03	-	9,50	13,50	9,5	0,001	0,002
08B1M	12,700	8,40	23,05	24,45	4,3	1,40	1,63	14,10	18,60	12,7	0,004	0,008
10B1M	15,875	10,3	28,60	30,00	5,2	1,53	1,63	15,90	23,80	15,9	0,006	0,013
12B1M	19,050	12,00	34,90	35,00	5,6	1,90	1,90	17,50	31,40	19,0	0,012	0,024
16B1M	25,400	15,90	45,85	46,00	6,8	3,0	4,00	25,40	39,7	25,4	0,035	0,070

 ATTACCO MAGLIA INTERNA
INNER PLATE ATTACHMENT

 ATTACCO MAGLIA ESTERNA
OUTER PLATE ATTACHMENT

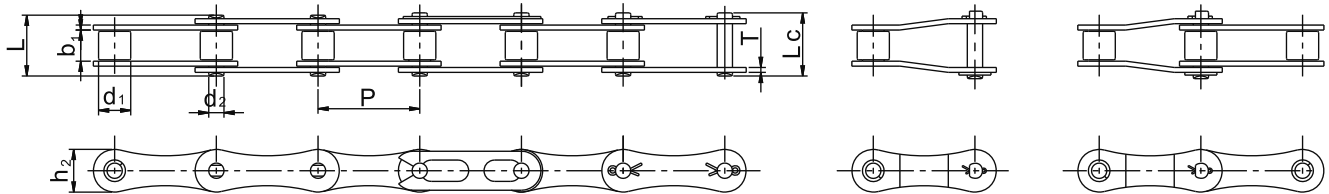
Tipo M35/2 - M2

Catena Chain	Passo Pitch	Dimensioni Dimension								Sovrappeso unitario approx Approximate unit overweight	
	P	b	b1	c	d	d1	e	f	m	attacco M35/2 kg attachment M35/2 kg	attacco M2 kg attachment M2 kg
	mm	mm	mm	mm	mm	mm	mm	mm	mm		
08B1M	12,700	23,05	24,45	4,3	1,40	1,63	14,10	19,2	12,7	0,004	0,008
10B1M	15,875	28,60	30,00	5,2	1,53	1,63	15,90	23,7	15,9	0,006	0,013
12B1M	19,050	34,90	35,00	5,6	1,90	1,90	17,90	32,0	19,0	0,012	0,024
16B1M	25,400	45,85	46,00	6,8	3,00	4,00	26,00	36,8	25,4	0,035	0,070


Tipo D1 - D1 bis

Catena Chain	Passo Pitch	Dimensioni Dimension			Sovrappeso unitario approx Approximate unit overweight	
	P	r	t	u	attacco D1 kg attachment D1 kg	attacco D1 bis kg attachment D1 bis kg
	mm	mm	mm	mm		
06B1D1	9,525	3,28	16,5	11,0	0,001	0,002
08B1D1	12,700	4,45	22,1	14,9	0,002	0,003
10B1D1	15,875	5,08	26,1	17,5	0,003	0,005
12B1D1	19,050	5,72	30,5	20,7	0,004	0,007
16B1D1	25,400	8,28	49,9	33,9	0,014	0,027

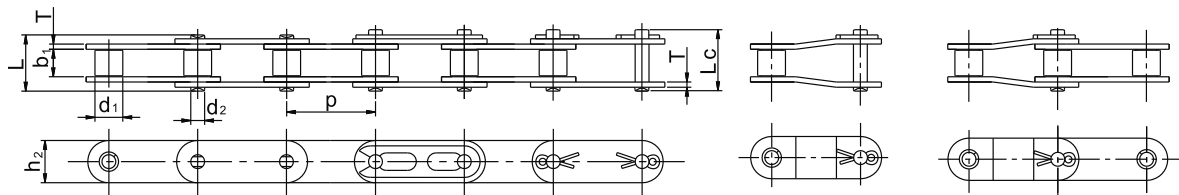
Catene per trasmissione a passo lungo sagomata a 8 / 8-Shaped **Double Pitch** Transmission Conveyor Chains



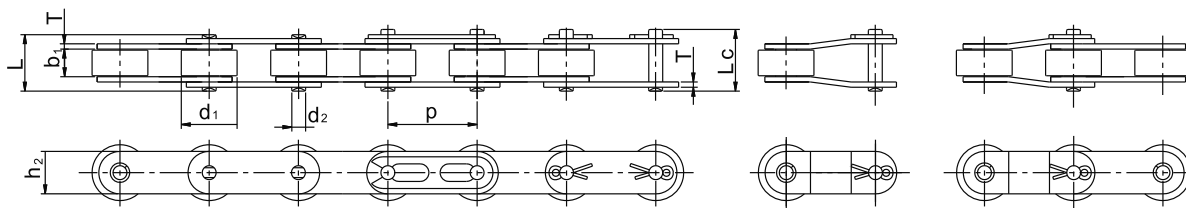
SERIE EUROPEA ISO / EUROPEAN SERIES ISO

SERIE AMERICANA ASA / AMERICAN SERIES ANSI

Catena ISO/DIN ISO/DIN Chain	Catena ASA ANSI Chain	Passo	Diam. Rullo	Larghezza interna	Diametro Perno	Largh. catena ribadita		Altezza piastra	Spessore piastra	Carico di rottura min.	Carico di rottura medio	Peso al metro
		Pitch	Roller diameter	Width between inner plates	Pin diameter	L	Lc	Inner plate depth	Plate thickness	Ultimate tensile strength	Average tensile strength	Weight per meter
		mm	d ₁ max	b ₁ min	d ₂ max	L max	Lc max	h ₂ max	t/T	Q(ISO/DIN) min	Q ₀	q ≈
mm	mm	mm	mm	mm	mm	mm	mm	mm	kN	kN	kg/m	
208A	A2040	25.40	7.95	7.85	3.96	17.80	21.70	12.07	1.50	13.80/14.10	17.10	0.42
208B		25.40	8.51	7.75	4.45	17.00	20.90	11.81	1.60	17.80/18.00	19.60	0.45
210A	A2050	31.75	10.16	9.40	5.08	21.80	25.90	15.09	2.06	21.80/22.20	28.00	0.73
210B		31.75	10.16	9.65	5.08	19.50	20.90	14.70	1.70	22.20/22.40	27.50	0.65
212A	A2060	38.10	11.91	12.57	5.94	26.90	31.50	18.08	2.44	31.10/31.80	39.00	1.02
212B		38.10	12.07	11.68	5.72	22.50	24.20	16.00	1.85	28.90/29.00	33.30	0.76
216A	A2080	50.80	15.88	15.75	7.92	33.50	38.90	24.13	3.26	55.60/56.70	71.50	1.70
216B		50.80	15.88	17.02	8.28	36.10	39.10	21.00	4.10/3.10	60.00	71.00	1.75
220A	A2100	63.50	19.05	18.90	9.53	41.10	47.20	30.18	4.00	86.70/88.50	102.00	2.55
220B		63.50	19.05	19.56	10.19	41.30	45.00	26.40	4.60/3.60	95.00	101.80	1.95

Catene da trasporto a passo lungo piastre dritte / **Double Pitch** Straight Plates Conveyor Chains


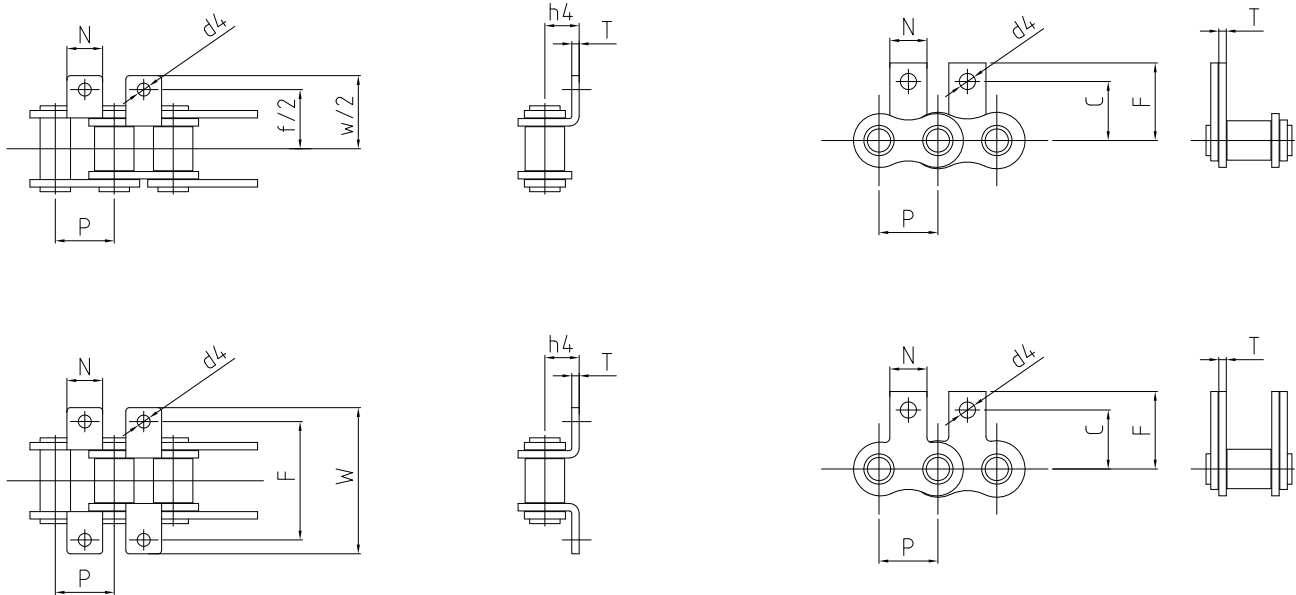
Rullo Standard / Small Roller Type



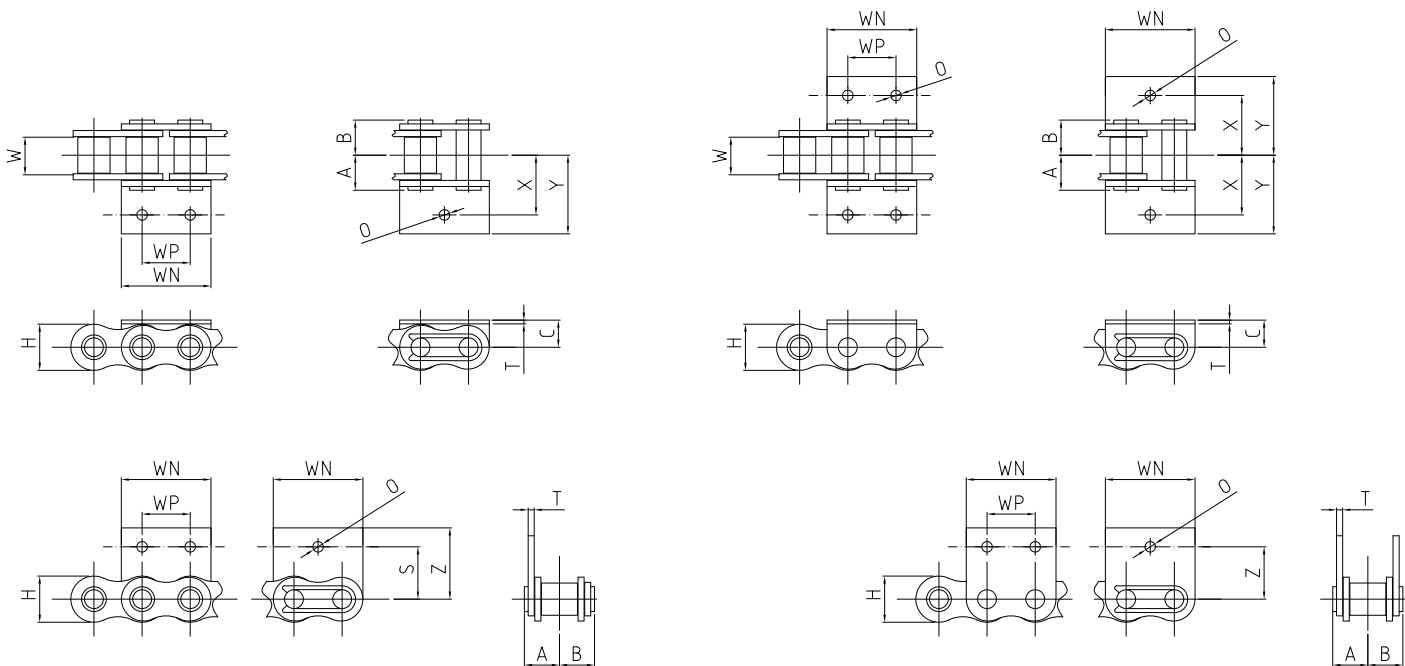
Rullo Maggiorato / Large Roller Type

Catena ISO/DIN ISO/DIN Chain	Catena ASA ANSI Chain	Passo	Diam. Rullo	Larghezza interna	Diametro Perno	Largh. catena ribadita		Altezza piastra	Spessore piastra	Carico di rottura min.	Carico di rottura medio	Peso al metro
		Pitch	Roller diameter	Width between inner plates	Pin diameter	Riveted chain width	Inner plate depth	Plate thickness	Ultimate tensile strength	Average tensile strength	Weight per meter	
		P	d ₁ max	b ₁ min	d ₂ max	L max	Lc max	h ₂ max	T	Q(ISO/DIN) min	Q ₀	q ≈
		mm	mm	mm	mm	mm	mm	mm	mm	kN	kN	kg/m
C208A C208AL	C2040 C2042	25.40	7.95 15.88	7.85	3.96	17.80	21.70	12.07	1.50	13.80/14.10	17.80	0.50 0.84
C208B C208BL		25.40	8.51 15.88	7.75	4.45	17.00	20.90	11.81	1.60	17.80/18.00	19.60	0.55 0.89
C210A C210AL	C2050 C2052	31.75	10.16 19.05	9.40	5.08	21.80	25.90	15.09	2.06	21.80/22.20	28.00	0.73 1.27
C212A C212AL	C2060 C2062	38.10	11.91 22.23	12.57	5.94	26.90	31.50	18.08	2.44	31.10/31.80	39.00	1.12 1.61
C212AH C212AHL	C2060H C2062H	38.10	11.91 22.23	12.57	5.94	29.90	34.50	18.08	3.26	31.10/31.80	39.00	1.44 2.07
C216A C216AL	C2080 C2082	50.80	15.88 28.58	15.75	7.92	33.50	38.90	24.13	3.26	55.60/56.70	71.50	2.08 3.12
C216AH C216AHL	C2080H C2082H	50.80	15.88 28.58	15.75	7.92	36.60	42.00	24.13	4.00	55.60/56.70	71.50	2.54 3.58
C220A C220AL	C2100 C2102	63.50	19.05 39.67	18.90	9.53	41.40	47.20	30.18	4.00	86.70/88.50	102.00	3.01 4.83
C220AH C220AHL	C2100H C2102H	63.50	19.50 39.67	18.90	9.53	44.10	50.20	30.18	4.80	86.70/88.50	102.00	3.56 5.38
C224A C224AL	C2120 C2122	76.20	22.23 44.45	25.22	11.10	50.30	54.30	35.70	4.80	124.60/127.00	156.90	4.66 7.66
C224AH C224AHL	C2120H C2122H	76.20	22.23 44.45	25.22	11.10	53.50	57.50	35.70	5.65	124.60/127.00	156.90	5.26 8.26
C232A C232AL	C2160 C2162	101.60	28.58 57.15	31.75	14.27	64.80	69.60	47.80	6.45	222.40/226.80	269.70	8.15 13.00
C232AH C232AHL	C2160H C2162H	101.60	28.58 57.15	31.75	14.27	68.20	73.00	47.80	7.25	222.40/226.80	269.70	9.06 12.77

Catene da trasporto **con attacchi** / Conveyor Chains **with attachments**



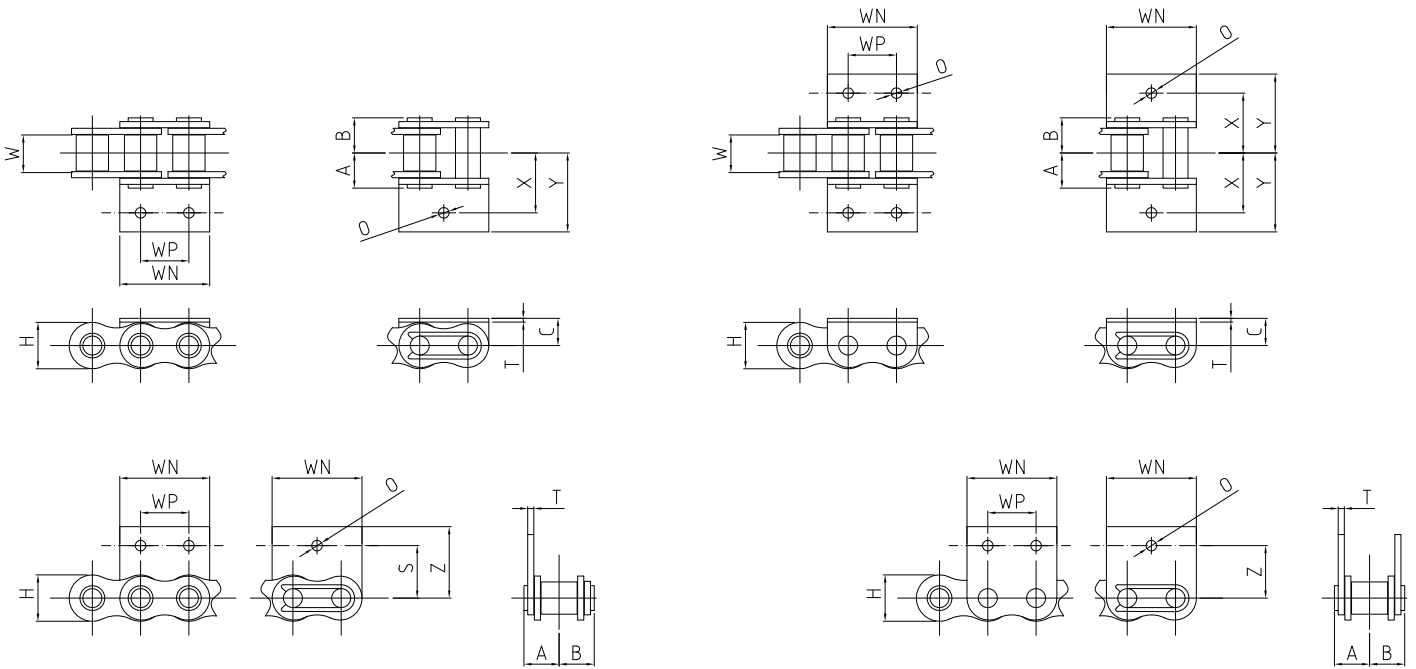
Catena ASA ANSI Chain	Passo Pitch	Passo Pitch	T	d _a	f	W	h _a	C	F	N
	P	P								
	pollici	mm	mm	mm	mm	mm	mm	mm	mm	kN
40A1K	½	12.70	1.50	3.60	25.40	34.10	7.94	12.70	17.30	9.50
50A1K	5/8	15.875	2.06	5.40	31.75	44.50	10.30	15.90	22.30	12.70
60A1K	¾	19.05	2.44	5.20	38.10	54.40	11.90	18.25	26.30	15.90
80A1K	1"	25.40	3.26	6.80	50.80	70.40	15.90	24.60	34.20	19.10
100A1K	1"1/4	31.75	4.00	8.70	63.50	89.40	19.85	31.75	44.60	25.40
120A1K	1"1/2	38.10	4.80	10.30	76.20	105.00	23.00	36.55	50.90	28.60
140A1K	1"3/4	44.45	5.60	11.40	88.90	123.00	28.60	44.50	62.00	34.90
160A1K	2"	50.80	6.40	13.10	101.60	142.80	31.80	50.80	59.85	38.10
08B1K	1/2-	12.70	1.50	4.30	25.40	36.40	8.89	14.70	20.45	11.00
10B1K	-5/8	15.875	1.70	5.50	31.80	44.50	10.00	16.30	22.90	14.30
12B1K	-2/4	19.05	1.85	6.40	38.10	52.20	13.46	21.20	28.40	15.90
16B1K	-1"	25.40	3.10	9.00	57.30	83.18	18.00	22.40	33.30	19.10

Catene da trasporto con attacchi / Conveyor Chains with attachments


Catena ASA ANSI Chain	Passo Pitch		Larghezza interna Width between inner plates	Quota A del perno / lunghezza Quote A Pin Length	Quota B del perno / lunghezza Quote B Pin Length	Spessore Maglia Plate thickness	Altezza piastra Inner plate depth	Tensione massima Ultimate tensile strength
	P	P	$b_1(\text{min})$	A(max)	B(max)	T	H(max)	Q(min)
	pollici	mm	mm	mm	mm	mm	mm	kN
35A1M	3/8	9.525	4.68	6.15	8.15	1.30	8.70	7.90
40A1M	1/2	12.70	7.65	8.30	9.95	1.50	12.07	13.80
50A1M	5/8	15.875	9.40	10.25	12.18	2.06	15.09	21.80
60A1M	3/4	19.05	12.57	12.80	14.70	2.44	18.08	31.10
*C60A1HM	3/4	19.05	12.57	14.60	16.50	3.26	18.08	31.10
80A1M	1"	25.40	15.75	16.45	17.95	3.26	24.13	55.60
120A1M	1 1/2"	38.10	25.22	25.40	28.10	4.80	36.20	124.60

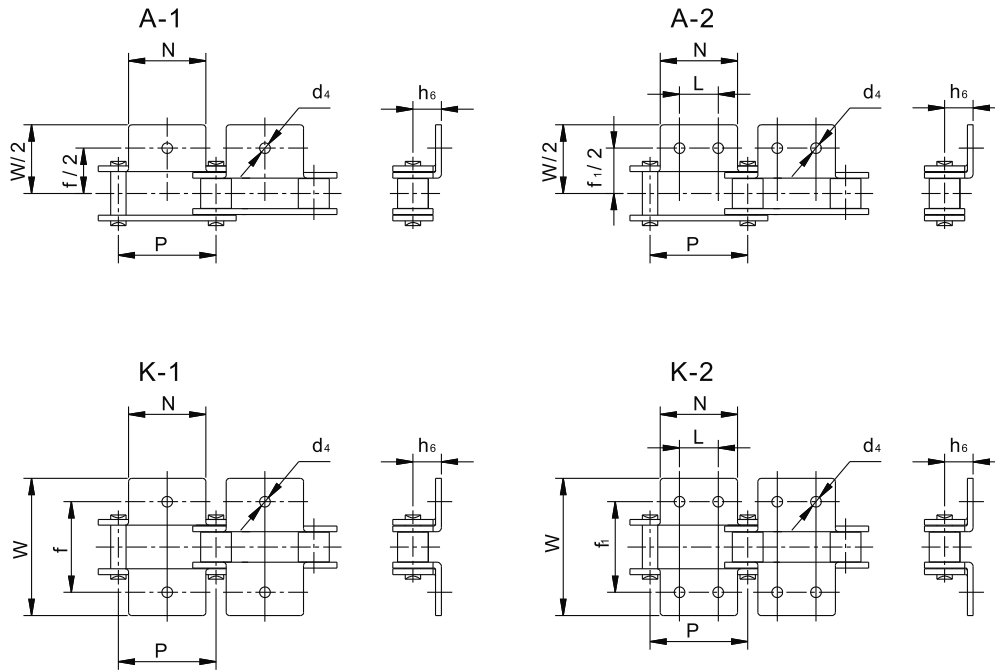
Catena ASA ANSI Chain	Dimensioni Dimension chart							
	WN	WP	O	C	X	Y	S	Z
	mm	mm	mm	mm	mm	mm	mm	mm
35A1M	18.14	-	3.40	-	-	-	9.50	13.80
40A1M	24.40	9.50	4.50	7.90	12.70	17.40	12.70	17.30
50A1M	30.50	11.90	5.50/6.60	10.30	15.90	22.28	-	-
60A1M	36.60	14.30	5.60	11.90	19.05	27.20	-	-
*C60A1HM	37.15	-	9.00	15.00	21.00	29.00	-	-
80A1M	48.40	19.10	9.00	15.90	25.40	35.20	-	-
120A1M	69.18	-	10.30	23.00	38.10	55.80	-	-

Catene da trasporto **con attacchi** / Conveyor Chains **with attachments**



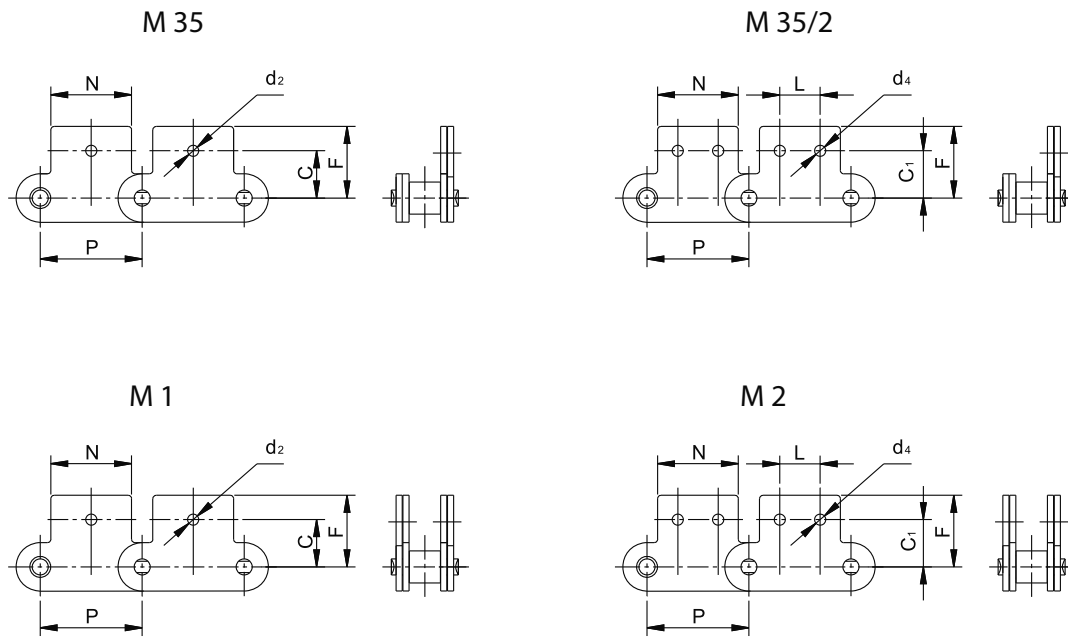
Catena ISO/DIN ISO/DIN Chain	Passo <i>Pitch</i>	Larghezza interna <i>Width between inner plates</i>	Quota A del perno / lunghezza <i>Quote A Pin Length</i>	Quota B del perno / lunghezza <i>Quote B Pin Length</i>	Spessore Maglia <i>Plate thickness</i>	Altezza piastra <i>Inner plate depth</i>	Tensione massima <i>Ultimate tensile strength</i>
	P	$b_1(\text{min})$	A(max)	B(max)	T	H(max)	Q(min)
	mm	mm	mm	mm	mm	mm	kN
08B1M	12.700	7.75	8.50	12.40	1.50	11.81	17.80
10B1M	15.875	9.65	9.80	13.90	1.70	14.73	22.20
12B1M	19.050	11.68	11.35	15.95	1.85	16.13	28.90
16B1M	25.400	17.02	18.05	23.45	3.10	21.08	42.30

Catena ISO/DIN ISO/DIN Chain	Dimensioni <i>Dimension chart</i>							
	WN	WP	O	C	X	Y	S	Z
	mm	mm	mm	mm	mm	mm	mm	mm
08B1M	23.53	12.63	4.50	10.00	13.13	19.03	13.35	18.90
10B1M	29.52	15.80	5.50	10.40	15.88	22.30	17.20	26.75
12B1M	33.96	18.96/ 19.10	6.60/5.50	11.00	18.53	28.96	21.45/17.60	28.60/25.80
16B1M	46.38	25.30	9.00	18.00	28.65	41.59	23.15	34.00

Attacchi per catene da trasporto a **passo lungo / Double Pitch Conveyor Chains Attachments**


Catena ISO/DIN <i>ISO/DIN Chain</i>	Catena ASA <i>ANSI Chain</i>	P	f	f ₁	W	h ₆	d ₄	L	N
		mm	mm	mm	mm	mm	mm	mm	mm
C208A C208AL	C2040 C2042	25.40	25.40	25.40	38.20	9.10	3.60	9.50	19.10
C208B C208BL		25.40	25.40	25.40	39.60	9.10	4.50	12.70	23.20
C210A C21AL	C2050 C2052	31.75	31.80	31.80	47.80	11.10	5.20	11.90	23.80
C212A C212AL	C2060 C2062	38.10	42.90	42.90	67.80	14.70	5.50	14.30	28.60
C212AH C212AHL	C2060H C2062H	38.10	42.90	42.90	67.80	14.70	5.20	14.25	28.60
C216A C216AL	C2080 C2082	50.80	55.60	55.60	87.80	19.10	6.60	19.10	38.10
C216AH C216AHL	C2080H C2082H	50.80	55.60	55.60	87.80	19.10	6.80	19.05	38.10
C220A C220AL	C2100 C2102	63.50	66.60	66.60	107.50	23.40	8.40	23.80	47.60
C220AH C220AHL	C2100H C2102H	63.50	66.60	66.60	107.50	23.40	8.40	23.80	47.60
C224AH C224AHL	C2120H C2122H	76.20	79.30	79.30	121.40	27.80	10.30/14.00	28.60	57.20

Attacchi per catene da trasporto a **passo lungo** / **Double Pitch** Conveyor Chains Attachments

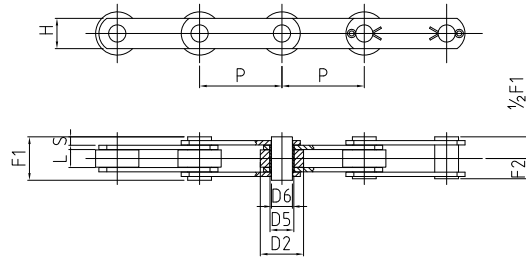


Catena ISO/DIN <i>ISO/DIN Chain</i>	Catena ASA <i>ANSI Chain</i>	P	C	C ₁	F	d ₂	d ₄	L	N
		mm	mm	mm	mm	mm	mm	mm	mm
C208A C208AL	C2040 C2042	25.40	11.10	13.50	19.80	5.20	3.60	9.50	19.10
C208B C208BL		25.40	11.10	13.50	20.50	5.50	4.50	12.70	23.20
C210A C210AL	C2050 C2052	31.75	14.25	15.90	24.10	6.80	5.20	11.90	23.80
C212A C212AL	C2060 C2062	38.10	17.50	19.10	32.90	9.20	5.50	14.30	28.60
C212AH C212AHL	C2060H C2062H	38.10	17.50	19.05	31.55	8.70	5.20	14.25	28.60
C216A C216AL	C2080 C2082	50.80	22.20	25.40	43.50	11.00	6.60	19.10	38.10
C216AH C216AHL	C2080H C2082H	50.80	22.20	25.40	40.30	11.00	6.80	19.05	38.10
C220A C220AL	C2100 C2102	63.50	28.60	31.80	50.40	13.00	8.40	23.80	47.60
C220AH C220AHL	C2100H C2102H	63.50	28.60	31.80	50.40	13.00	8.40	23.80	47.60

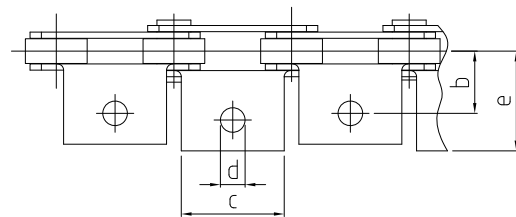
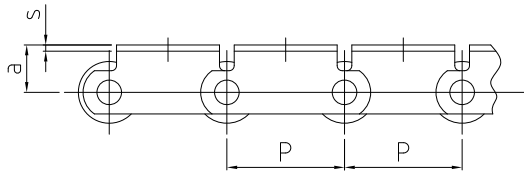
Catene non unificate a passo metrico / Non-Unified Chains metric pitch

Catene per trasportatori

Conveyors Chains


A PERNI PIENI / SOLID PIN TYPE

Catena Chain	P	L	D2	D5	D6	H	S	F1	F2	Carico di rottura Medium breaking load	Peso al metro Weight per meter
	mm	mm	mm	mm	mm	mm	mm	mm	mm	N.	Kg/m
E103	50	11,5	25	8,35	5,7	15	2	23,8	14,6	16.000	1,4
E200	50	11,5	25	8,35	5,7	15	3	27	16,5	18.000	1,7
E202	69	11,5	25	8,35	5,7	15	3	27	16,5	18.000	1,5
E203	75	11,5	25	8,35	5,7	20	3	27	16,5	18.000	1,7
E204	100	11,5	25	8,35	5,7	20	3	27	16,5	18.000	1,4
* E205	50	11,5	25	8,35	5,7	18	2,5	25,5	15,4	18.000	1,7
• E205 INOX	50	11,5	25	8,35	5,7	18	2,5	25,5	15,4	18.000	1,7
E206	50	11,5	25	11	8	20	3	28,8	16,5	22.000	1,9
E206R	50	11,5	25	11	8	20	3	28,8	16,5	45.000	1,9


ATTACCHI / ATTACHMENTS

Catena Chain	P	a	b	c	d	e	s	Sovrap. unit. attacco Attachment unitary over weight
	mm	mm	mm	mm	mm	mm	mm	Kg/m
E103	50	25	231	41	6,5	32	2	0,023
E200	50	25	23,5	41	6,5	34	3	0,035
E202	69	27	24	66	6,5	34	3	0,050
E203	75	27	34	45,5	6,5	46	3	0,055
E204	100	27	31	60	7	44	3	0,060
E205	50	24	22	46	6,5	36	2,5	0,035
E205B	50	14	32	46	6,5	45	2,5	0,035
• E205 INOX	50	24	22	46	6,5	36	2,5	0,035
E206	50	24	23	40	6,5	38	3	0,035
E206R	50	24	23	40	6,5	38	3	0,035

Versioni alternative:

- Rulli in nylon, delrin, etc.
- A perni sporgenti
- Trattamento di zincatura - nichelatura - cadmiatura
- * Disponibile anche con perni sporgenti Ø 10x30 mm ogni 100 mm
- Esecuzione in acciaio inossidabile
- ▲ Attacchi a 3 fori (diametro fori laterali 6,5 mm - interasse fori 35 mm)

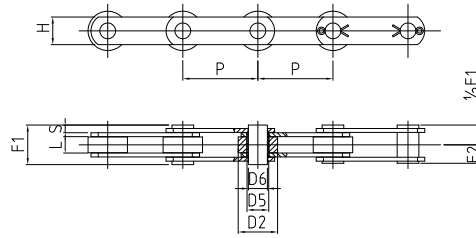
Alternative types:

- Nylon, delrin rollers etc
- With extended pins
- Galvanization zinc plating - nickel plating - cadmium plating treatment
- * Available with extended pins Ø 10x30 mm every 100 mm
- Stainless steel execution
- ▲ 3 hole-attachments (lateral holes diam. 6,5 mm - distance between centers 35 mm)

Catene non unificate / Non-Unified Chains

Catene per trasportatori

Conveyors Chains



A PERNI PIENI / SOLID PIN TYPE

Catena Chain	P mm	L mm	D2 mm	D5 mm	D6 mm	H mm	S mm	F1 mm	F2 mm	Carico di rottura	Peso al metro
										Medium breaking load N.	Weight per meter Kg/m
E400	50	15	31	13,2	10	23	3	32,6	19,2	35.000	3 *
• E400 INOX	50	15	31	13,2	10	23	3	32,6	19,2	30.000	3 *
E401	75	15	31	13,2	10	25	3	32,6	19,2	35.000	2,8
E402	100	15	31	13,2	10	25	3	32,6	19,2	35.000	2,3
E500	50	15	31	13,2	10	25	4	36,6	20,7	45.000	3,9
E500R	50	15	31	13,2	10	25	4	36,6	20,7	75.000	3,9
E501	75	15	31	13,2	10	25	4	36,6	20,7	45.000	3,2
E502	100	15	31	13,2	10	25	4	36,6	20,7	45.000	2,7
E503	125	15	31	13,2	10	25	4	36,6	20,7	45.000	2,5
E504	150	15	31	13,2	10	25	4	36,6	20,7	45.000	2,4
E701	75	22	40	17	12	35	4	44	25	75.000	5,9
E703	100	22	40	17	12	35	4	44	25	75.000	4,9
E704	125	22	40	17	12	35	4	44	25	75.000	4,4
E705	150	22	60	17	12	35	4	44	25	75.000	4

Versioni alternative:

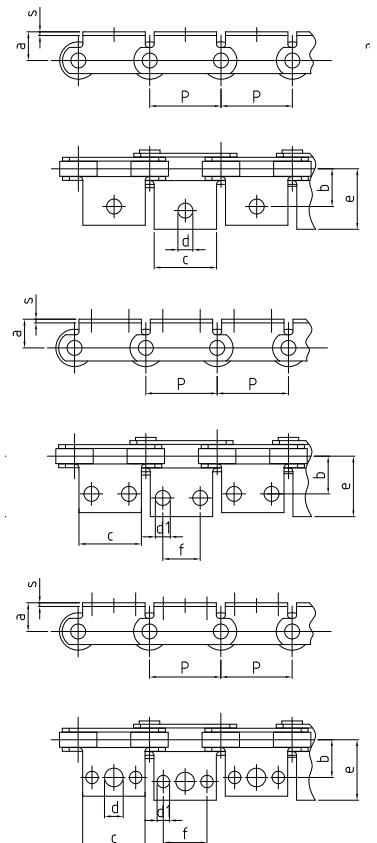
- Rulli in nylon, delrin, etc.
- A rulli flangiati
- A bussole
- Trattamento di zincatura - niche-
latura - cadmiatura
- * Catena a piastre sagomate
- Esecuzione in acciaio inossidabile
- * Attacchi a 1 foro
- Attacchi a 2 fori
- ▲ Attacchi a 3 fori
- Attacchi saldati

Alternative types

- Nylon, delrin, rollers etc.
- Flanged rollers
- With bushes
- Galvanization zinc plating - nichel-
plating cadmiun plating treatment
- * Chain with shaped plates
- Stainless steel execution
- * 1 hole attachments
- 2 holes attachments
- ▲ 3 holes attachments
- Welded attachments

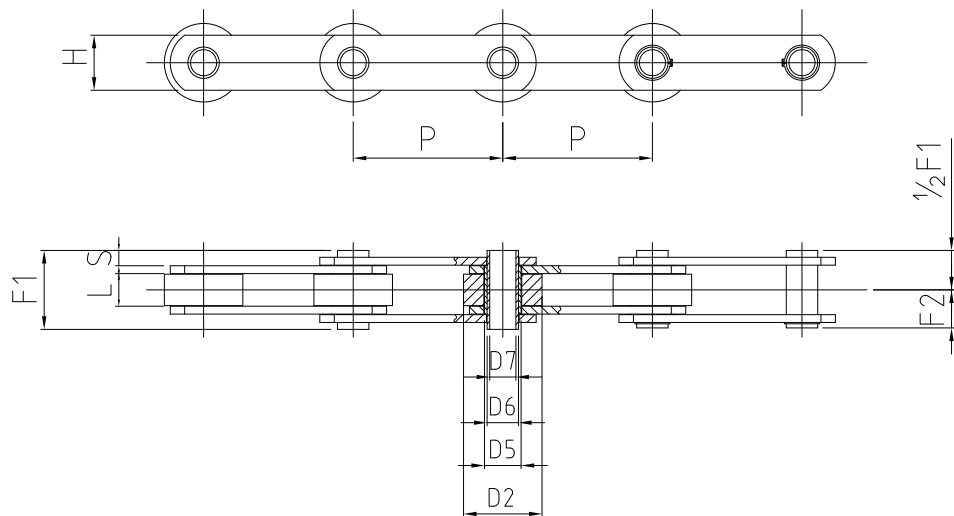
ATTACCHI / ATTACHMENTS

Catena Chain		P mm	a mm	b mm	c mm	d mm	d1 mm	e mm	f mm	s mm	Sovrap. unit. attacco
											Attachment unitary over-weight Kg/m
E400	* ■	50	35	31	60	10	8,5	48,5	25	3	0,080
E400B	* ■	50	36,5	31	60	10	8,5	48,5	25	3	0,050
• E400 INOX	*	50	35	31	60	10	/	49	/	3	0,080
E400SA	*	50	28	31	30	10	/	46	/	3	0,035
E400SB	*	50	16,5	42	30	10	/	57	/	3	0,035
E401	* ■	75	30	28	60	10,5	9	41	30	3	0,060
E402	▲	100	35	31	70	10	9	47,5	35	3	0,085
E500	* ■	50	35	32	45	10	8,5	48	25	4	0,070
E500B	* ■	50	22	45	45	/	8,5	61	25	4	0,070
E500R	■	50	17,5	34	60	10	9	51	30	4	0,070
E501	▲	75	30	29	60	10	9	43,5	30	4	0,080
E502	▲	100	35	32	70	10	9	49,2	35	4	0,100
E503	* ■	125	35	32	70	10	9	56	35	4	0,160
E504	* ■	150	35	32	100	10	9	56	50	4	0,250
E701	* ■	75	26	38	50	10	9	70,5	25	4	0,100
E703	▲	100	40	38	70	10	9	65	35	4	0,140
E703B	▲	100	26	38	70	10	9	66	35	4	0,120
E704	▲	125	26	40	100	10	9	66	70	4	0,150
E705	* ■	150	26	40	75	10	9	60	50	4	0,180



Catene non unificate / Non-Unified Chains

Catene a perni forati

Hollow Pins Chains


Catena Chain	P	L	D2	D5	D6	D7	H	S	F1	F2	Carico di rottura Medium breaking load	Peso al metro Weight per meter
	mm	mm	mm	mm	mm	mm	mm	mm	mm	mm	N.	Kg/m
E250	50	11,5	25	11	9	6,2	20	2,5	26	14,5	30.000	1,8
E250R	50	11,5	25	11	9	6,2	20	2,5	26	14,5	38.000	1,8
• E250 INOX	50	11,5	25	11	9	6,2	20	2,5	26	14,5	25.000	1,8
E251	75	11,5	25	11	9	6,2	20	2,5	26	14,5	30.000	1,4
E252	100	11,5	25	11	9	6,2	20	2,5	26	14,5	30.000	1,2
E400C	50	15	31	17	14	10,2	25	3	31	17,5	35.000	3
E500C	50	15	31	17	14	10,2	25	4	35	19,5	40.000	3,6
E500CR	50	15	31	17	14	10,2	25	4	35	19,5	65.000	3,6
E501C	75	15	31	17	14	10,2	25	4	35	19,5	40.000	3,1
E502C	100	15	31	17	14	10,2	25	4	35	19,5	40.000	2,6
E503C	125	15	31	17	14	10,2	25	4	35	19,5	40.000	2,4
E504C	150	15	31	17	14	10,2	25	4	35	19,5	40.000	2,3
E701C	75	22	40	23	18	12,2	35	4	42	24	60.000	4,6
E703C	100	22	40	23	18	12,2	35	4	42	24	60.000	4,6
E704C	125	22	40	23	18	12,2	35	4	42	24	60.000	4,2
E705C	150	22	40	23	18	12,2	35	4	42	24	60.000	4

Nota: Tutte le dimensioni indicate sono espresse in mm.

Note: All dimensions are expressed in mm.

Versioni alternative:

- Trattamento di zincatura - nichelatura - cadmiatura
- Esecuzione in acciaio inossidabile

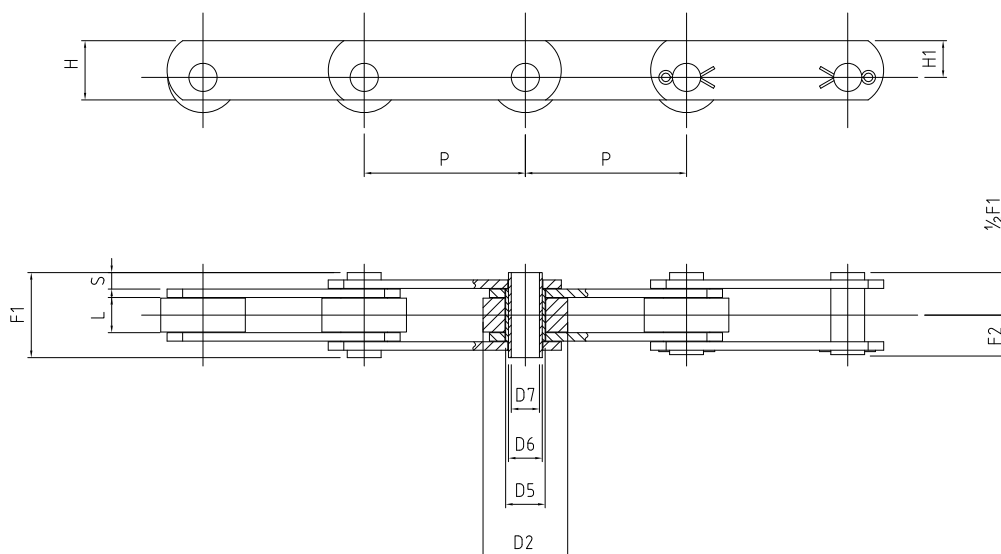
Alternative types:

- Galvanization zinc plating - nickel plating - cadmium plating treatment
- Stainless steel execution

Catene non unificate / Non-Unified Chains

A piastre disassate - non unificate

Off-axis plates - non-standard



Catena Chain	P	L	D2	D5	D6	H	H1	S	F1	F2	Carico di rottura Medium breaking load	Peso al metro Weight per meter
	mm	mm	mm	mm	mm	mm	mm	mm	mm	mm	N.	Kg/m
E350	50	11,5	18	8,35	5,7	17,5	10	2,5	25,5	15,4	20.000	1,25
E351	50	11,5	25	8,35	5,7	25	16,5	2	23,8	14,6	20.000	2
E352	50	15	31	13,2	10	30	17,5	4	36,6	20,7	60.000	4,5
E353	75	15	31	13,2	10	30	17,5	4	36,6	20,7	60.000	3,8
E354	100	15	31	13,2	10	30	17,5	4	36,6	20,7	60.000	3,5

Nota: Tutte le dimensioni indicate sono espresse in mm.

Note: All dimensions are expressed in mm.

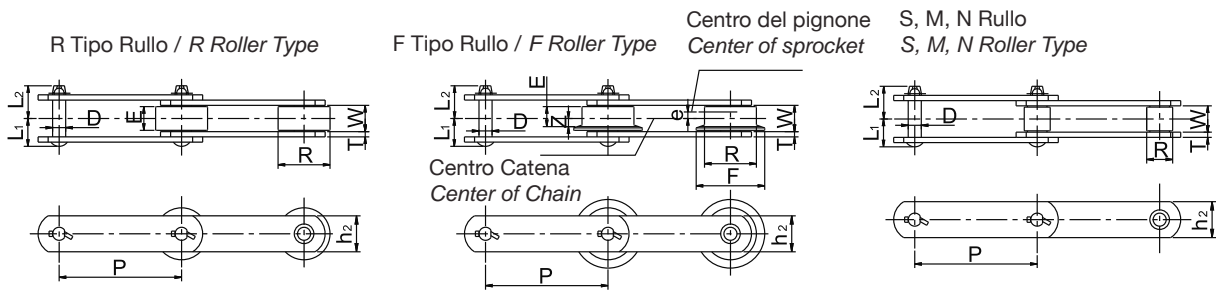
Versioni alternative:

- Trattamento di zincatura - nichelatura - cadmiatura

Alternative types:

- Galvanization zinc plating - nickel plating - cadmium plating treatment

Catene da trasporto serie "RF" / RF Type Conveyor Chains Series



Catena Chain	Tipo di Rullo Roller Type	Carico di rottura medio Average tensile strength	Passo Pitch	Rullo / Roller									Larghezza Piastre collegate Width between link plates
				R Rullo R Roller		F Rullo F Roller				S Rullo S Roller	M N Rullo M N Roller	W	
				R	E	R	F	E	e	Z	R		
kN (kgf)	mm	mm	mm	mm	mm	mm	mm	mm	mm	mm	mm		
RF 03075 RF 03100	R-F-S R-F-S	29 (3,000)	75 100	31.8	15.5	31.8	42	12	1.8	4.3	15.9	-	16.1
RF 430	R-S	54 (5,500)	101.6	38.1	19	-	-	-	-	-	20.1	-	22.6
RF 05075 RF 05100 RF 05150	S R-F-S R-F-S	69 (7,000)	75 100 150	40	19	40	50	14	2.5	4.5	22.2	-	22
RF 204	S	78 (8,000)	66.27	-	-	-	-	-	-	-	22.2	-	27
RF 450	R-F-S-M	78 (8,000)	101.6	44.5	23	44.5	55	18	2.5	6.5	22.2	25.4	27
RF 08150	R-F-S-M	78 (8,000)	150	44.5	23	44.5	55	18	2.5	6.5	22.2	25.4	27
RF 650	R-F-S-M	78 (8,000)	152.4	50.8	26	50.8	65	20	3	7	25.8	31.8	30.2
RF 10100 RF 10150	R-S-M R-F-S-M	113 (11,500)	100 150	50.8	27	50.8	65	20	3	7	29	31.8	30
RF 214	R-S-M	127 (13,000)	101.6	44.5	27	-	-	-	-	-	31.8	34.9	31.6
RF 205	S	127 (13,000)	78.11	-	-	-	-	-	-	-	31.8	-	37.1
RF 6205	R-F-S-M	186 (19,000)	152.4	57.2	32	57.2	70	25	3.5	9	34.9	38.1	37.1
RF 12200 RF 12250	R-F-S-M R-F-S-M	186 (19,000)	200 250	65	32	65	80	24	4	8	34.9	38.1	37.1
RF 212	R-S-M	245 (25,000)	152.4	69.9	32.5	-	-	-	-	-	4031	44.4	37.1
RF 17200 RF 17250 RF 17300	R-F-S-M R-F-S-M R-F-S-M	245 (25,000)	200 250 300	80	44	80	100	34	5	12	40.1	44.5	51.4
RF 26200	S-M		200	-	-	-	-	-	-	-			
RF 26250 RF 26300 RF 26450	R-F-S-M R-F-S-M R-F-S-M	314 (32,000)	250 300 450	100	50	100	125	38	6	13	44.5	50.8	57.2
RF 36250	S-M		250	-	-	-	-	-	-	-			
RF 36300 RF 36450 RF 36600	R-F-S-M R-F-S-M R-F-S-M	475 (48,500)	300 450 600	125	56	125	150	42	7	14	50.8	57.2	66.7
RF 52300 RF 52450 RF 52600	R-F-S R-F-S R-F-S	500 (51,000)	300 450 600	140	65	140	170	49	8	16.5	57.2	-	77
RF 60300 RF 60350 RF 60400	R-F-N R-F-N R-F-N	500 (51,000)	300 350 400	140	68	140	170	49	8	16.5	-	70	77

A seconda dell'applicazione il diametro dei rulli S, M e N varia. La larghezza del Rullo M è maggiore del Rullo S.

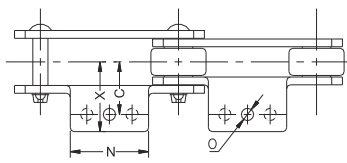
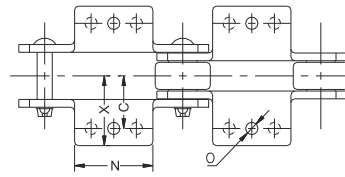
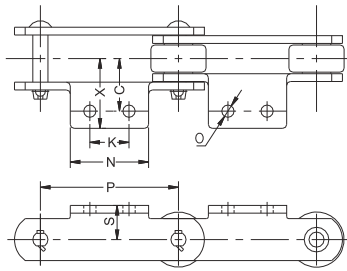
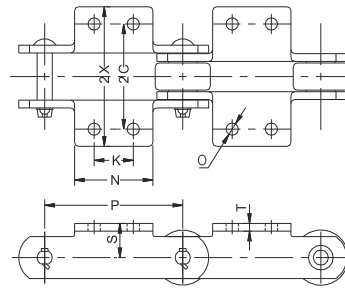
La larghezza del Rullo M è uguale al Rullo N.

Per Catene con Rullo tipo N, il diametro del perno è maggiorato rispetto alle catene con Rullo tipo M.

Note: S, M and N Rollers: the outer diameter of S, M and N Rollers are less than the height of the link plate and are specified depending on the application. M Roller is a little larger than the S Roller, but the same size as N Roller size. For chain with N Roller, the PIN diameter is a little larger than that of M Roller Chain.

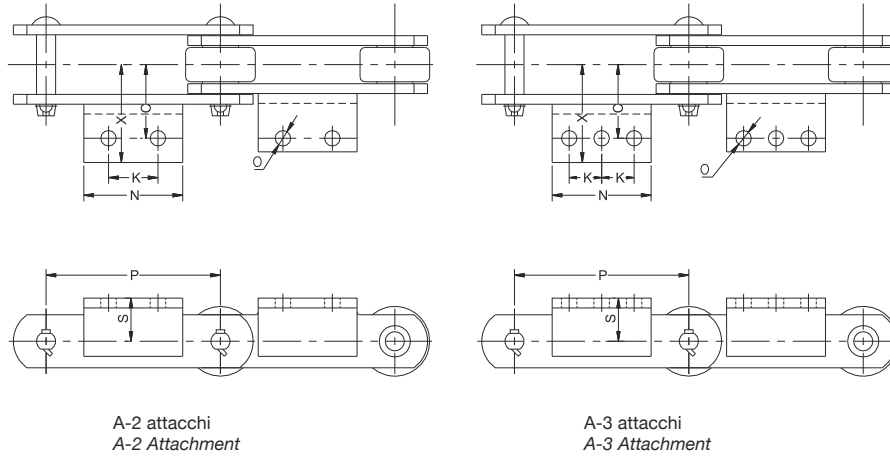
Catene da trasporto serie "RF" / RF Type Conveyor Chains Series

Catena Chain	Piastre Link plate		Perno Pin				Peso al metro Weight per meter				Tipo di attacco Attachment type						
	h ₂	T	D	L ₁ +L ₂	L ₁	L ₂	R R Roller	F F Roller	S S Roller	M N M N Roller	A-1 K-2	A-2 K-2	A-2 (Welded)	A-3 (Welded)	SA-2 SK-2	G-2	G-4
	mm	mm	mm	mm	mm	mm	kg/m	kg/m	kg/m	kg/m							
RF 03075 RF 03100	22	3.2	8.0	38	18	20	2.7 2.3	2.8 2.4	1.9 1.7	- -	R-F-S	R-F-S			R-S		
RF 430	25.4	4.8 (5.0)	9.7	55	25.5	29.5	4.3	-	3.0	-	R-S	R-S			R-S		
RF 05075 RF 05100 RF05150	32	4.5	11.3	53.5	25	28.5	- 5.0 4.1	- 5.2 4.1	4.2 3.7 3.2	- - -	S R-F-S	S R-F-S			R-S	R-S	
RF 204	28.6	6.3 (6.0)	11.3	65.5	31	34.5	-	-	5.6	-	S	S	-	-		-	
RF 450	28.6	6.3 (6.0)	11.3	65.5	31	34.5	6.8	7.2	4.6	4.9	R-F-S-M	R-F-S-M			R-S-M		
RF 08150	28.6	6.3 (6.0)	11.3	65.5	31	34.5	5.5	5.6	4.0	4.2	R-F-S-M	R-F-S-M			R-S-M		
RF 650	38.1	6.3 (6.0)	11.3	69	32.5	36.5	7.7	8.0	6.0	6.4	R-F-S-M	R-F-S-M			R-S-M	R-F-S-M	S-M
RF 10100 RF 10150	38.1	6.3 (6.0)	14.5	69	33	36	9.8 7.9	- 8.1	6.8 5.9	7.1 6.1	R-S-M R-F-S-M				R-S-M	R-F-S-M	S-M
RF 214	38.1	7.9	15.9	77.5	37.5	40	10.4	-	8.7	9.1	R-S-M	R-S-M			R-S-M		
RF 205	38.1	7.9	15.9	86.5	40.5	43	-	-	10.4	-	-	S	-	-		-	
RF 6205	44.5	7.9	15.9	83.5	40.5	43	12.1	12.4	9.3	9.6	R-F-S-M	R-F-S-M			R-S-M	R-F-S-M	S-M
RF 12200 RF 12250	44.5	7.9	15.9	83.5	40.5	43	11.4 10.3	11.9 10.6	8.4 7.8	8.7 8.0	R-F-S-M	R-F-S-M			R-S-M	R-F-S-M	S-M
RF 212	50.8	9.5 (10)	19.1	85.5	44.5	51	17.1	-	12.6	13.1	R-S-M	R-S-M			R-S-M		
RF 17200 RF 17250 RF 17300	50.8	9.5 (10)	19.1	109.5	51.5	58	18.8 16.5 15.0	19.8 17.3 15.7	12.0 11.1 10.5	12.6 11.6 10.9	R-F-S-M	R-F-S-M				R-F-S-M	S-M
RF 26200 RF 26250 RF 26300 RF 26450	63.5	9.5 (10)	22.2	116.5	55.5	61	- 25.3 22.3 18.0	- 26.2 23.6 18.9	16.0 14.7 13.8 12.4	17.0 15.5 14.5 12.9		S-M R-F-S-M					S-M S-M S-M
RF 36250 RF 36300 RF 36450 RF 36600	76.2	12.7	25.4	146	68	78	- 39.0 30.7 26.9	- 40.1 31.9 27.8	24.4 22.9 20.2 19.0	25.5 23.8 20.8 19.5			R-F-S-M			R-F-S-M	S-M S-M
RF 52300 RF 52450 RF 52600	76.2	16	31.8	172	82	90	48.8 37.5 32.9	52.5 39.3 34.3	29.7 26.2 24.4	- - -			R-F-S			R-F-S	
RF 60300 RF 60350 RF 60400	90	12.7	35.0	160.5	77	83.5	52.4 47.2 48.8	55.1 49.5 45.8	- - -	31.0 28.8 27.7			R-F-N			R-F-N	
													R-F-N			R-F-N	
													R-F-N			R-F-N	
													R-F-N			R-F-N	

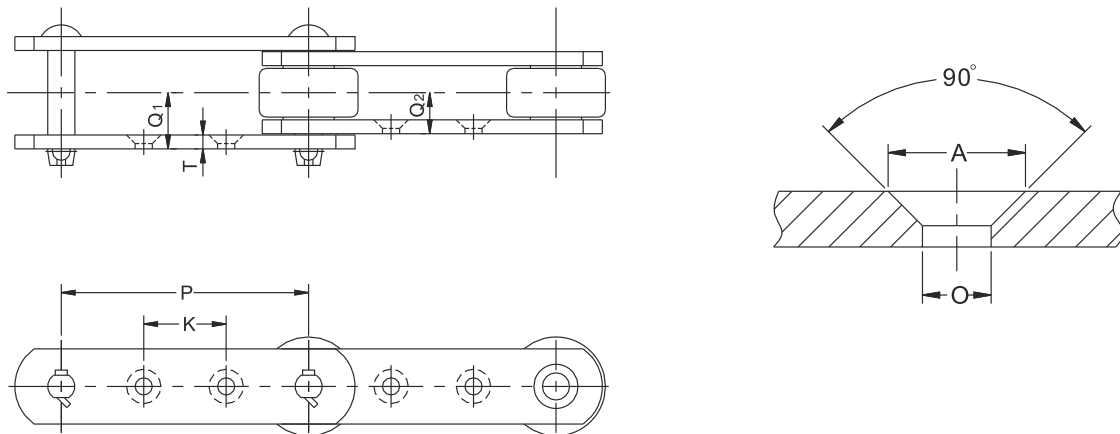
Catene da trasporto serie "RF" con attacchi A/K / RF Conveyor Chains A/K Attachments

 A-1 attacchi
A-1 Attachment

 K-1 attacchi
K-1 Attachment

 A-2 attacchi
A-2 Attachment

 K-2 attacchi
K-2 Attachment

Catena Chain	Tipo di Rullo Roller Type	Passo Pitch	Dimensioni degli attacchi Attachments dimensions									Filetto Vite Bolt size	Massa addizionale per attacco Additional Mass per Attachment Kg/att	
			P	S	C	2C	X	2X	K	N	T			O
			Q ₀ kN	q ≈ kg/m										
RF03075	R-F-S	75	20	30	60	46	92	30	55	3.2	10	M8	0.05	
RF03100	R-F-S	100	20	30	60	46	92	40	65	3.2	10	M8	0.06	
RF430	R-S	101.6	22	40	80	54	108	40	70	4.8(5.0)	12	M10	0.11	
RF05075	S	75	22	35	70	52	104	30	55	4.5	10	M8	0.07	
RF05100	R-F-S	100	22	35	70	52	104	40	65	4.5	10	M8	0.08	
RF05150	R-F-S	150	22	35	70	52	104	60	85	4.5	10	M8	0.10	
RF204	S	66.27	24	45	90	59	118	-	35	6.3(6.0)	12	M10	0.08	
RF450	R-F-S-M	101.6	28	50	100	64	128	40	70	6.3(6.0)	12	M10	0.18	
RF08150	R-F-S-M	150	28	50	100	64	128	60	90	6.3(6.0)	12	M10	0.22	
RF650	R-F-S-M	152.4	32	50	100	64	128	60	90	6.3(6.0)	12	M10	0.22	
RF10100	R-S-M	100	28	50	100	65	130	40	70	6.3(6.0)	12	M10	0.16	
RF10150	R-F-S-M	150	28	50	100	65	130	60	90	6.3(6.0)	12	M10	0.20	
RF214	R-S-M	101.6	35	55	110	73	146	40	80	7.9	15	M12	0.28	
RF205	S	78.11	35	60	120	75	150	30	65	7.9	12	M10	0.23	
RF6205	R-F-S-M	152.4	38	60	120	79	158	60	100	7.9	15	M12	0.37	
RF12200	R-F-S-M	200	38	60	120	79	158	80	120	7.9	15	M12	0.45	
RF12250	R-F-S-M	250	38	60	120	79	158	125	170	7.9	15	M12	0.62	
RF212	R-S-M	152.4	45	65	130	83	166	60	100	9.5(10.0)	15	M12	0.49	
RF17200	R-F-S-M	200	45	75	150	98	196	80	120	9.5(10.0)	15	M12	0.66	
RF17250	R-F-S-M	250	45	75	150	98	196	125	170	9.5(10.0)	15	M12	0.86	

Catene da trasporto serie "RF" con attacchi A/K /RF Conveyor Chains A/K Attachments



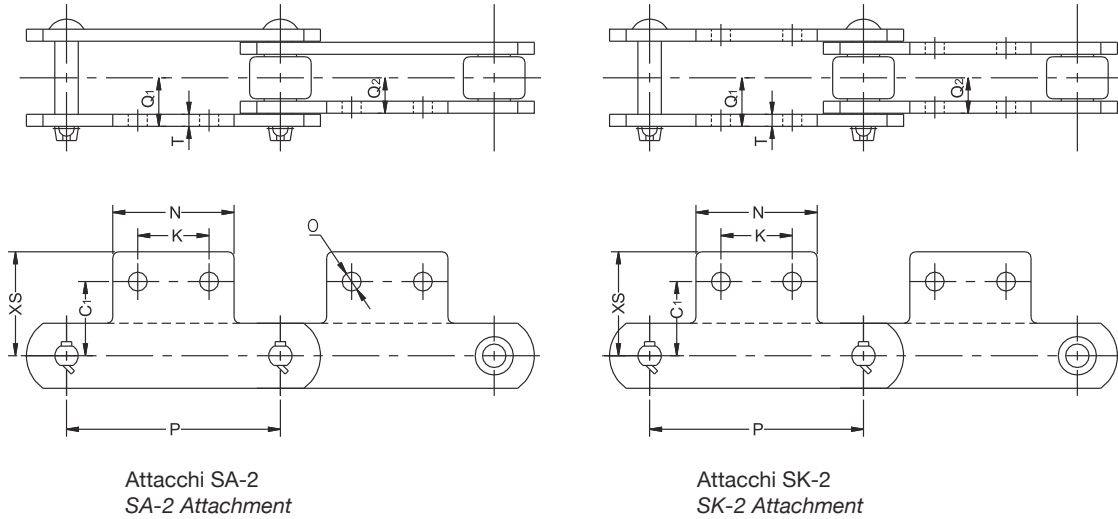
Tipo attacco <i>Attach. Type</i>	Catena <i>Chain</i>	Tipo di Rullo <i>Roller Type</i>	Passo <i>Pitch</i>	Dimensioni degli attacchi <i>Attachments dimensions</i>						Attacco angolare <i>Angular connection</i>	Filetto Vite <i>Bolt size</i>	Massa addizionale per attacco <i>Additional Mass per Attachment Kg/att</i>
				P	S	C	X	K	N			
A-2 Att.	RF17300	R-F-S-M	300	45	75	111	180	220	15	L65x65x6	M12	1.34
	RF26300	R-F-S-M	300	55	80	124	180	220	15	L75x75x9	M12	2.22
	RF60300	R-F-N	300	90	115	165	110	160	24	L100x100x13	M20	3.20
	RF90350	N	350	100	140	210	100	180	28	L130x130x15	M24	5.20
	RF90400	R-F-N	400	100	140	210	150	230	28	L130x130x15	M24	6.60
	RF120400	R-N	400	120	150	220	120	200	28	L75x75x9	M24	5.80
A-3 Att.	RF26450	R-F-S-M	450	55	80	124	140	320	15	L100x100x10	M12	3.26
	RF36450	R-F-S-M	450	70	100	160	140	330	19	L100x100x10	M16	5.07
	RF36600	R-F-S-M	600	70	100	160	180	410	19	L100x100x13	M16	6.26
	RF52450	R-F	450	80	120	171	140	330	24	L100x100x13	M20	6.30
	RF52600	R-F	600	80	120	171	180	410	24	L100x100x13	M20	7.80
	RF60350	R-F-N	350	90	115	165	80	220	24	L100x100x13	M20	4.20
	RF60400	R-F-N	400	90	115	165	100	260	24	L100x100x13	M20	6.00
	RF90500	R-F-N	500	100	140	210	130	340	28	L130x130x15	M24	9.80
	RF120600	R-F-N	600	220	150	220	160	400	28	L130x130x15	M24	11.50

Catene da trasporto serie "RF" con attacchi A/K / RF Conveyor Chains A/K Attachments


Attacchi G-2
G-2 Attachment

Catena Chain	Tipo di Rullo Roller Type	Passo Pitch P	Dimensioni degli attacchi Attachments dimensions						Lunghezza Max Perno Max. Length of Pin		Filetto Vite Bolt size
			K	T	Q ₁	Q ₂	A	O	Pink Link	Roller Link	
RF05100	R-S	100	40	4.5	21	15.5	15	10	36	26	M8
RF05150	R-F-S	150	60	4.5	21	15.5	15	10	36	26	M8
RF650	R-F-S-M	152.4	60	6.3(6.0)	28.5(28)	21.5(21)	20	12	49	35	M10
RF10100	S-M	100	30	6.3(6.0)	28.5(28)	21.5(21)	20	12	49	35	M10
RF10150	R-F-S-M	150	60	6.3(6.0)	28.5(28)	21.5(21)	20	12	49	35	M10
RF6205	R-F-S-M	152.4	50	7.9	35.5	26.5	26	15	63	45	M12
RF12200	R-F-S-M	200	80	7.9	35.5	26.5	26	15	63	45	M12
RF12250	R-F-S-M	250	125	7.9	35.5	26.5	26	15	63	45	M12
RF17200	R-F-S-M	200	70	9.5(10.0)	45.5(46.5)	35(35.5)	26	15	81	61	M12
RF17250	R-F-S-M	250	110	9.5(10.0)	45.5(46.5)	35(35.5)	26	15	81	61	M12
RF17300	R-F-S-M	300	150	9.5(10.0)	45.5(46.5)	35(35.5)	26	15	81	61	M12
RF26300	R-F-S-M	300	140	9.5(10.0)	48(49)	35(35.5)	26	15	88	67	M12
RF26450	R-F-S-M	450	220	9.5(10.0)	48(49)	35(35.5)	26	15	88	67	M12
RF36450	R-F-S-M	450	220	12.7	60	46	32	19	105	75	M16
RF36600	R-F-S-M	600	300	12.7	60	46	32	19	105	75	M16
RF52450	R-F-S	450	200	12.7	71.5	45.5	38	24	125	90	M20
RF52600	R-F-S	600	300	16	71.5	45.5	38.10	24	125	90	M20

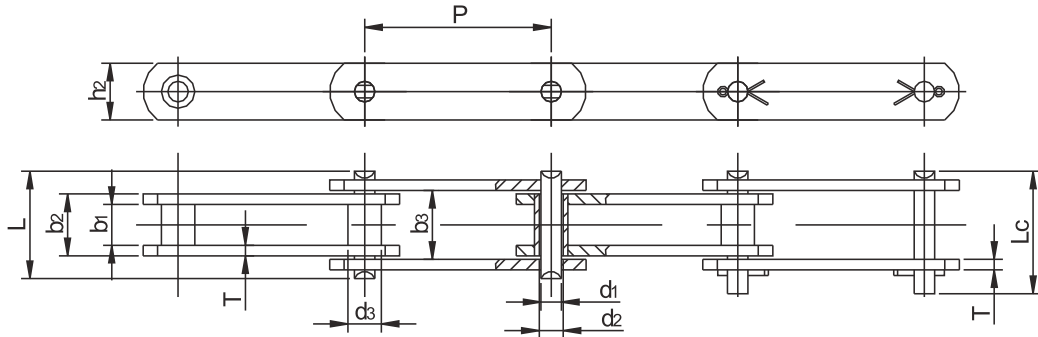
Catene da trasporto serie "RF" con attacchi A/K / RF Conveyor Chains A/K Attachments



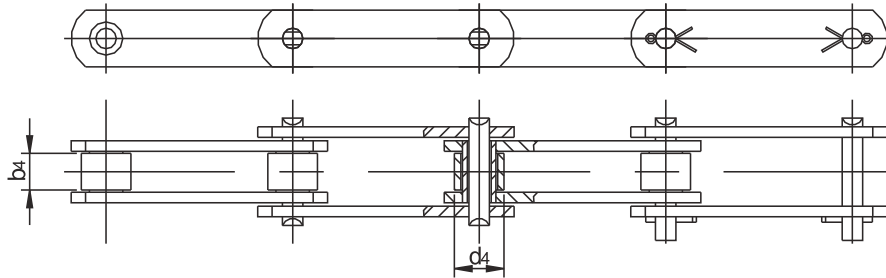
Catena Chain	Tipo di Rullo Roller Type	Passo Pitch P	Dimensioni degli attacchi Attachments dimensions								Filetto Vite Bolt size	Massa addizionale per attacco Additional Mass per Attachment Kg/att
			C ₁	XS	Q ₁	Q ₂	K	N	T	O		
RF03075	R-S	75	33	49	15.5	11.5	30	55	3.2	10	M8	0.05
RF03100	R-S	100	33	49	15.5	11.5	40	65	3.2	10	M8	0.06
RF430	R-S	101.6	37.6	51.6	22(22.5)	16(16.5)	40	70	4.8(5.0)	12	M10	0.11
RF05100	R-S	100	33.4	50.7	21	15.5	40	65	4.5	10	M8	0.08
RF05150	R-S	150	33.4	50.7	21	15.5	60	85	4.5	10	M8	0.10
RF450	R-S	101.6	47.6	60.7	27(26.5)	20(19.5)	40	70	6.3(6.0)	12	M10	0.18
RF08150	R-S-M	150	46.1	58.7	27(26.5)	20(19.5)	60	90	6.3(6.0)	12	M10	0.22
RF650	R-S-M	152.4	50	63	28.5(28)	21.5(21)	60	90	6.3(6.0)	12	M10	0.22
RF10100	R-S-M	100	46.1	61	28.5(28)	21.5(21)	40	70	6.3(6.0)	12	M10	0.16
RF10150	R-S-M	150	46.1	61	28.5(28)	21.5(21)	60	90	6.3(6.0)	12	M10	0.20
RF214	R-S-M	101.6	50	70	32.5	23.5	40	80	7.9	15	M12	0.28
RF6205	R-S-M	152.4	55	75.7	35.5	26.5	60	100	7.9	15	M12	0.37
RF12200	R-S-M	200	55	75.7	35.5	26.5	80	120	7.9	15	M12	0.45
RF12250	R-S-M	250	55	75.7	35.5	26.5	125	165	7.9	15	M12	0.62
RF212	R-S-M	152.4	60	83.6	38(39.5)	28(28.5)	60	100	9.5(10.0)	15	M12	0.49

Catene da trasporto **serie M** / *Conveyor Chains M Series*

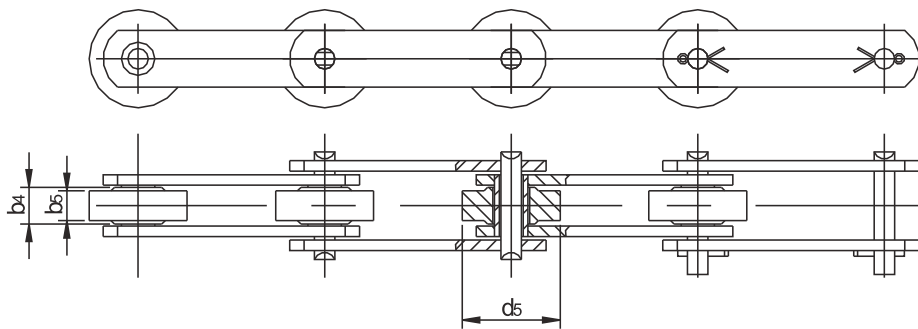
Senza Rullo
Without Roller



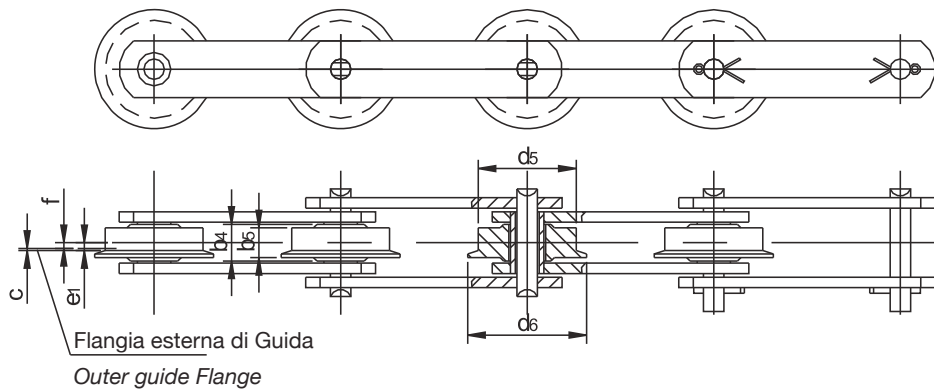
Con Rullo Standard "A"
With "A" small Roller Type



Con Rulli Maggiorati "B" e "C"
With "B" & "C" Large Roller Type



Con Rullo Flangiato "F" e "G"
With "F" & "G" Flange Roller Type

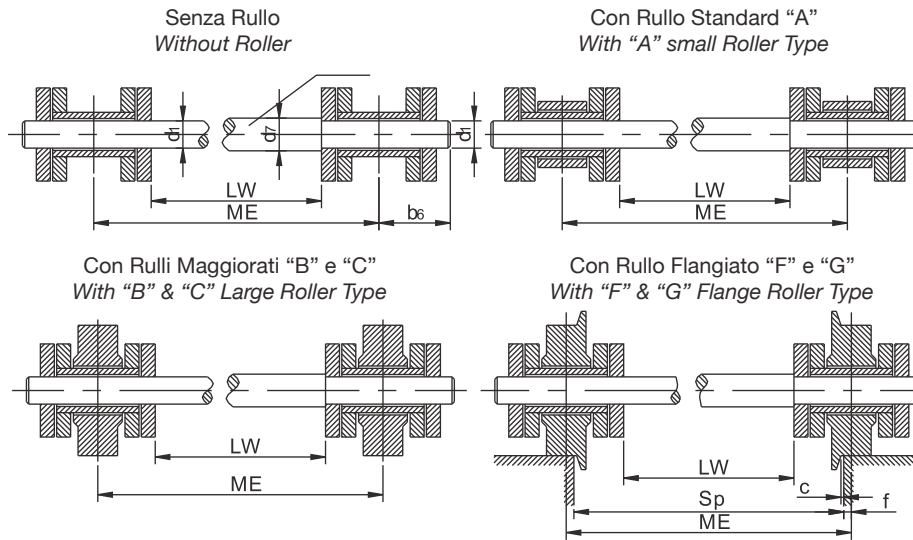


Catene da trasporto ISO serie M / ISO Conveyor Chains M Series

Tabella 1 / Chart 1

Catena Chain	Passo Pitch	Dimensioni Dimensions									
	P	b ₁ min	b ₂ max	b ₃ min	b ₄ max	b ₅ max	b ₆ max	d ₁ max	d ₂ min	d ₃ max	d ₄ max
M20	40·50·63·80·100·125·160	16	22	22.2	15	14	24.5	6	6.1	9	12.5
M28	50·63·80·100·125·160·200	18	25	25.2	17	16	28	7	7.7	10	15
M40	63·80·100·125·160·200·250	20	28	28.3	19	18	31.5	8.5	8.6	12.5	18
M56	63·80·100·125·160·200·250	24	33	33.3	23	22	36	10	10.1	15	21
M80	80·100·125·160·200·250·315	28	39	39.4	27	26	43	12	12.1	18	25
M112	80·100·125·160·200·250·315	32	45	45.5	31	29	50.5	15	15.1	21	30
M160	100·125·160·200·250·315·400	37	52	52.5	36	34	58.5	18	18.1	25	36
M224	125·160·200·250·315·400·500	43	60	60.6	42	40	67	21	21.2	30	42
M315	160·200·250·315·400·500·630	48	70	70.7	47	45	77	25	25.2	36	50
M450	200·250·315·400·500·630·800	56	82	82.8	55	51	92.5	30	30.2	42	60
M630	250·315·400·500·630·800·1000	66	96	97	65	61	107	36	36.2	50	70
M900	250·315·400·500·630·800·1000	78	112	113	76	70	127	44	44.2	60	85

Catena Chain	Dimensioni Dimensions								Sezione Resistente Resistant Section	Carico di rottura min. Ultimate tensile strength		
	d ₅ max	d ₆ max	d ₇ max	e ₁ =c+f		h ₂	Lc max	L max		T	S cm ²	Q(min) (/kN)
				c	f							
M20	25	30	7	1	3	18	49	35	2.5	1.32	20	40
M28	30	36	8.5	1	3.5	20	56	40	3	1.75	28	56
M40	36	42	10	1	3.5	25	63	45	3.5	2.38	40	80
M56	42	50	12	1.5	4.5	30	72	52	4	3.30	56	112
M80	50	60	15	2	5	35	86	62	5	4.68	80	160
M112	60	70	18	2.5	4	40	101	73	6	6.75	112	224
M160	70	85	21	3	5.5	50	117	85	7	9.36	160	320
M224	85	100	25	3	7	60	134	98	8	12.6	224	448
M315	100	120	30	3	7.5	70	154	112	10	17.5	315	630
M450	120	140	35	3.5	8	80	185	135	12	24.6	450	900
M630	140	170	42	3.5	11	100	214	154	14	34.56	630	1260
M900	170	210	50	3.5	13.5	120	254	180	16	49.28	900	1800

Catene da trasporto ISO **serie M** / ISO Conveyor Chains **M Series**


Catena Chain	Tipo di Rullo Roller Type	Passo Pitch												
		Sp	250	315	400	500	630	800	1000	1250	1400	1600	1800	2000
M20	ME	256	321	406	506	-	-	-	-	-	-	-	-	-
	LW	229	294	379	497	-	-	-	-	-	-	-	-	-
M28	ME	257	322	407	507	-	-	-	-	-	-	-	-	-
	LW	225	290	375	475	-	-	-	-	-	-	-	-	-
M40	ME	257	322	407	507	637	-	-	-	-	-	-	-	-
	LW	221	286	371	471	601	-	-	-	-	-	-	-	-
M56	ME	259	324	409	509	639	-	-	-	-	-	-	-	-
	LW	217	282	367	467	597	-	-	-	-	-	-	-	-
M80	ME	260	325	410	510	640	810	-	-	-	-	-	-	-
	LW	210	275	360	460	590	760	-	-	-	-	-	-	-
M112	ME	260	325	410	510	640	810	1010	-	-	-	-	-	-
	LW	202	267	352	452	582	752	952	-	-	-	-	-	-
M160	ME	261	326	411	511	641	811	1011	1261	-	-	-	-	-
	LW	194	259	344	444	574	744	944	1194	-	-	-	-	-
M224	ME	264	329	414	514	644	814	1014	1264	1414	1614	1814	2014	
	LW	187	252	337	437	567	737	937	1187	1337	1537	1737	1937	
M315	ME	265	330	415	515	645	815	1015	1265	1415	1615	1815	2015	
	LW	174	239	324	424	554	724	924	1174	1324	1524	1724	1924	
M450	ME	-	331	416	516	646	816	1016	1266	1416	1616	1816	2016	
	LW	-	223	308	408	538	708	908	1158	1308	1508	1708	1908	
M630	ME	-	337	422	522	652	822	1022	1272	1422	1622	1822	2022	
	LW	-	211	296	396	526	696	896	1146	1296	1496	1696	1896	
M900	ME	-	-	427	527	657	827	1027	1277	1427	1627	1827	2027	
	LW	-	-	281	381	511	681	881	1131	1281	1481	1681	1881	

Catene da trasporto ISO serie M / ISO Conveyor Chains M Series

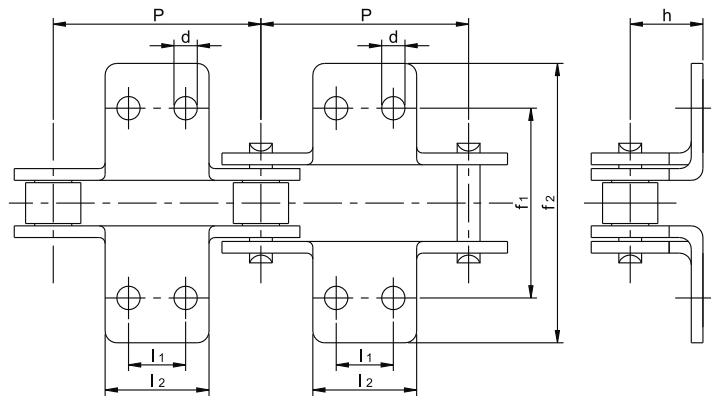


Tabella 1 / Chart 1

Catena Chain	Passo / Pitch P											d	f ₁	f ₂ max	h
	40	50	63	80	100	125	160	200	250	315					
M20	l ₁	-	-	20	35	50	50	50	-	-	-	6.6	54	84	16
	l _{2max}	14	14	35	50	65	65	65	-	-	-				
M28	l ₁	-	-	-	25	40	65	65	65	-	-	9	54	100	20
	l _{2max}	-	20	20	45	60	85	85	85	-	-				
M40	l ₁	-	-	-	20	40	65	65	65	65	-	9	70	112	25
	l _{2max}	-	-	20	40	60	85	85	85	85	-				
M56	l ₁	-	-	-	-	25	50	85	85	85	-	11	88	140	30
	l _{2max}	-	-	22	22	50	75	110	11	110	-				
M80	l ₁	-	-	-	-	-	50	85	125	125	125	11	96	160	35
	l _{2max}	-	-	-	22	22	75	110	125	150	125				

Tabella 2 / Chart 2

Catena Chain	Passo / Pitch P													d	f ₁	f ₂ max	h
	80	100	125	160	200	250	315	400	500	630	800	1000					
M112	l ₁	-	-	35	65	100	100	100	-	-	-	-	-	14	110	184	40
	l ₂	28	28	65	95	130	130	130	-	-	-	-	-				
M160	l ₁	-	30	-	50	85	145	145	154	-	-	-	-	14	124	200	45
	l ₂	-	-	30	80	115	175	175	175	-	-	-	-				
M224	l ₁	-	-	-	-	65	225	190	190	190	-	-	-	18	140	228	55
	l ₂	-	-	35	35	100	160	225	225	225	-	-	-				
M315	l ₁	-	-	-	-	50	100	155	155	155	-	-	-	18	160	250	65
	l ₂	-	-	-	35	85	135	190	190	190	190	-	-				
M450	l ₁	-	-	-	-	-	85	155	240	240	240	240	-	18	180	280	75
	l ₂	-	-	-	-	40	125	195	280	280	280	280	-				
M630	l ₁	-	-	-	-	-	-	100	190	300	300	300	300	24	230	380	90
	l ₂	-	-	-	-	-	50	150	240	350	350	350	350				
M900	l ₁	-	-	-	-	-	-	65	155	240	240	240	240	30	280	480	110
	l ₂	-	-	-	-	-	60	125	215	300	300	300	300				

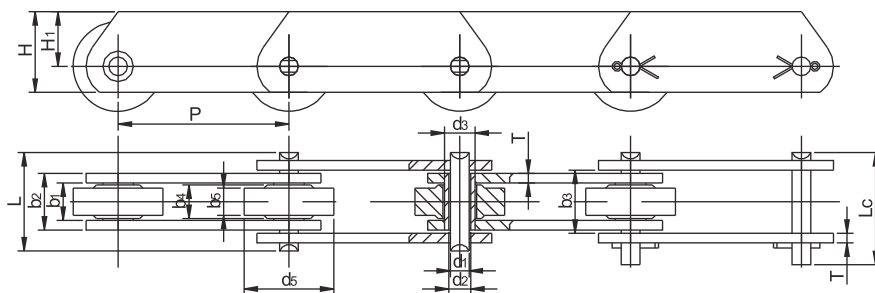
Catene da trasporto **serie MT** / Conveyor Chains **MT Series**


Tabella 1 / Chart 1

Tipo di Rullo DIN 8169 <i>Roller Type DIN 8169</i>	Catena ISO <i>ISO Chain</i>	Passo <i>Pitch</i>												Dimensioni <i>Dimensions</i>			
		P												b ₁ min	b ₂ max	b ₃ min	b ₄ max
B	MT20	40	50	63	80	100	125	160	-	-	-	-	-	16	22	22.2	15
	MT28	-	50	63	80	100	125	160	200	-	-	-	-	18	25	25.2	17
	MT40	-	-	63	80	100	125	160	200	250	-	-	-	20	28	28.3	19
	MT56	-	-	63	80	100	125	160	200	250	-	-	-	24	33	33.3	23
	MT80	-	-	-	80	100	125	160	200	250	315	-	-	28	39	39.4	27
B, C	MT112	-	-	-	80	100	125	160	200	250	315	-	-	32	45	45.5	31
	MT160	-	-	-	-	100	125	160	200	250	315	-	-	37	52	52.5	36
	MT224	-	-	-	-	-	125	160	200	250	315	400	-	43	60	60.6	42
B, C	MT315	-	-	-	-	-	-	160	200	250	315	400	-	48	70	70.7	47
	MT450	-	-	-	-	-	-	-	200	250	315	400	500	56	82	82.8	55
	MT630	-	-	-	-	-	-	-	-	250	315	400	500	66	96	97	65
	MT900	-	-	-	-	-	-	-	-	250	315	400	500	78	112	113	76

Tabella 1 continuo / Continue Chart 1

Tipo di Rullo DIN 8169 <i>Roller Type DIN 8169</i>	Catena ISO <i>ISO Chain</i>	Passo <i>Pitch</i>										Carico di rottura min. <i>Ultimate tensile strength</i>	Sezione Resistente <i>Resistant section</i>
		b ₅ max	d ₁ max	d ₂ min	d ₃ max	d ₅ max	H	H ₁	L _c max	L max	T	Q (min) kN	S cm ²
B	MT20	14	6	6.1	9	25	25	16	49	35	2.5	20	1.32
	MT28	16	7	7.1	10	30	30	20	56	40	3	28	1.75
	MT40	18	8.5	8.6	12.5	36	35	22.5	63	45	3.5	40	2.38
	MT56	22	10	10.1	15	42	45	30	72	52	4	56	3.30
	MT80	26	12	12.1	18	50	50	32.5	86	62	5	80	4.68
B, C	MT112	29	15	15.1	21	60	60	40	101	73	6	112	6.75
	MT160	34	18	18.1	25	70	70	45	117	85	7	160	9.36
	MT224	40	21	21.2	30	85	90	60	134	98	8	224	12.6
B, C	MT315	45	25	25.2	36	100	100	65	154	112	10	315	17.5
	MT450	51	30	30.2	42	120	120	80	185	135	12	450	24.6
	MT630	61	36	36.2	50	140	140	90	214	154	14	630	34.56
	MT900	70	44	44.2	60	170	180	120	254	180	16	900	49.28

Catene da trasporto **serie MC** / *Hollow Pins Conveyor Chains MC Series*

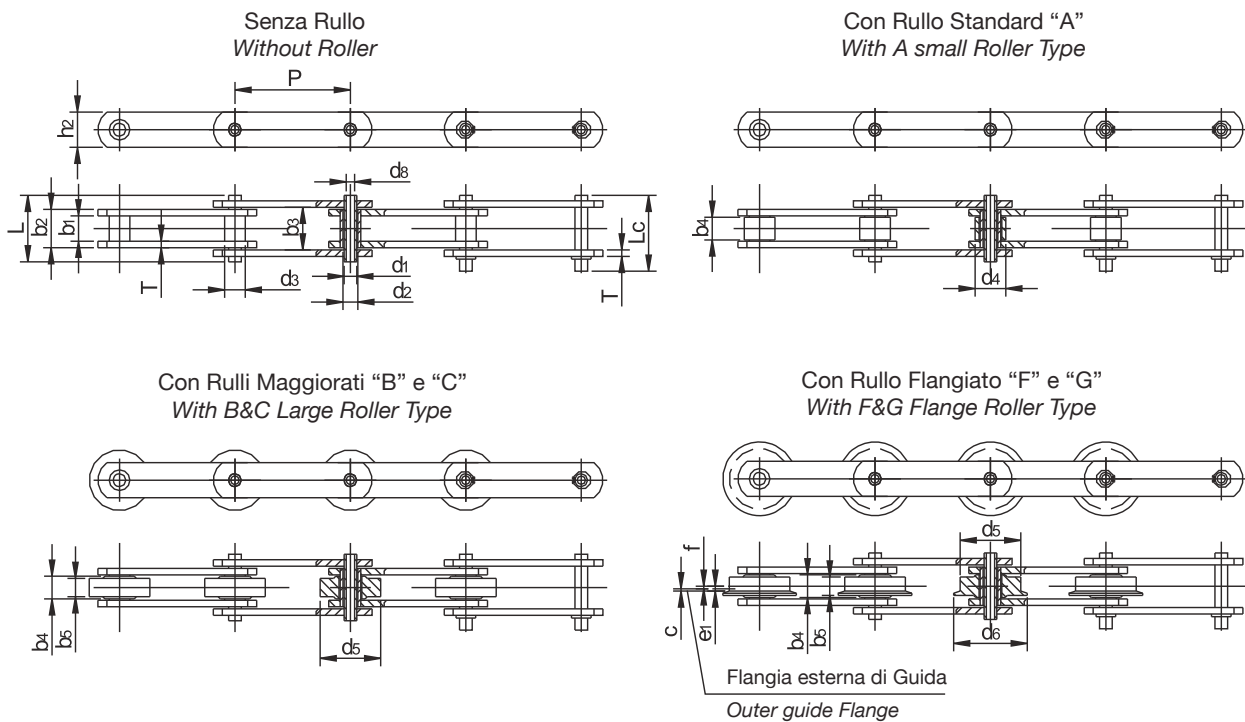
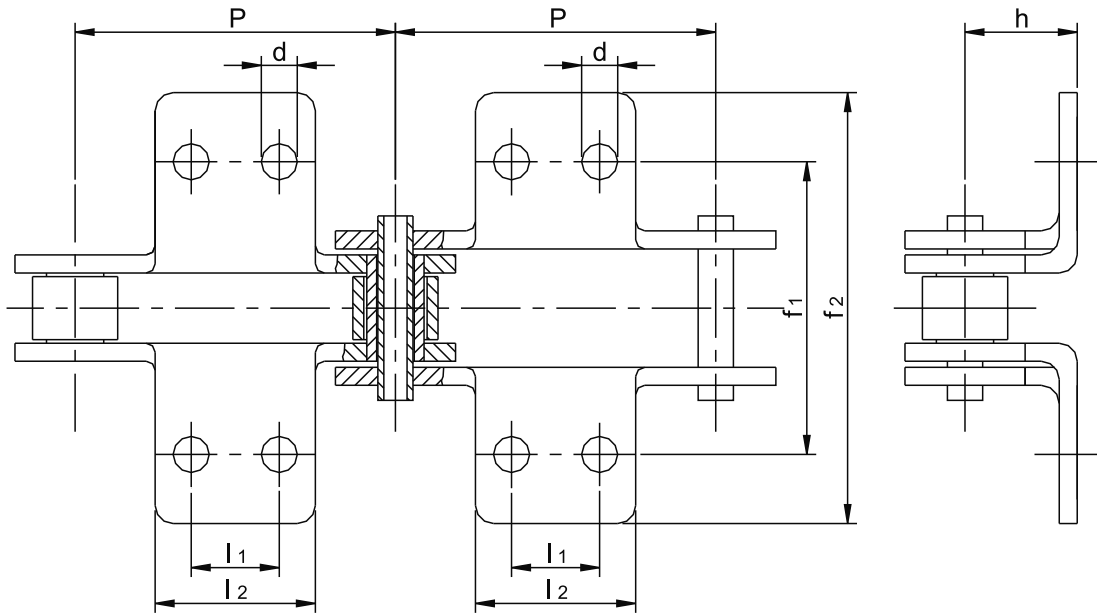


Tabella 1 / Chart 1

Tipo di Rullo DIN 8169 <i>Roller Type DIN 8169</i>	Catena ISO <i>ISO Chain</i>	Passo <i>Pitch</i>						Dimensioni <i>Dimensions</i>								
		P						b ₁ min	b ₂ max	b ₃ min	b ₄ max	b ₅ max	d ₁ max	d ₂ min	d ₃ min	
A, B, F	MC28	63	80	100	125	160	-	20	28	28.3	19	18	13	13.1	17.5	
	MC56	80	100	125	160	200	250	24	33	33.3	23	22	15.5	15.6	21	
A, B, C, F, G	MC112	100	125	160	200	250	315	32	45	45.5	31	29	22	22.2	29	
	MC224	160	200	250	315	400	500	43	60	60.6	42	40	31	31.2	41	

Tipo di Rullo DIN 8169 <i>Roller Type DIN 8169</i>	Catena ISO <i>ISO Chain</i>	Dimensioni <i>Dimensions</i>											Carico di rottura min. <i>Ultimate tensile strength</i>	Sezione Resistente <i>Resistant section</i>
		d ₄ max	d ₅ max	d ₆ max	d ₈ min	e ₁ =c+f		h ₂	Lc max	L max	T	Q (min) (/kN)	S cm ²	
A, B, F	MC28	25	36	42	8.2	1	3.5							25
	MC56	30	50	60	10.2	1.5	4.5	35	54	48	4	56	5.11	
A, B, C, F, G	MC112	42	70	85	14.3	2.5	5	50	73	67	6	112	9.9	
	MC224	60	100	120	20.3	3	7	70	96	90	8	224	18.6	

Catene da trasporto **serie MC / Hollow Pins Conveyor Chains MC Series**


Catena ISO ISO Chain		Passo / Pitch P										d	f ₁	f ₂ max	h
		63	80	100	125	160	200	250	315	400	500				
MC28	l ₁	-	20	40	65	65	-	-	-	-	-	9	70	112	25
	l ₂ max	20	40	60	85	85	-	-	-	-	-				
MC56	l ₁	-	-	-	50	85	125	125	-	-	-	11	88	152	35
	l ₂ max	-	25	25	75	110	150	150	-	-	-				
MC112	l ₁	-	-	-	-	50	85	145	145	-	-	14	110	192	45
	l ₂ max	-	-	30	30	80	115	175	175	-	-				
MC224	l ₁	-	-	-	-	-	50	100	155	155	155	18	140	220	65
	l ₂ max	-	-	-	-	35	85	135	190	190	190				

Catene da trasporto **serie MCT** / *Hollow Pins Conveyor Chains high Attachment Plates MCT Series*

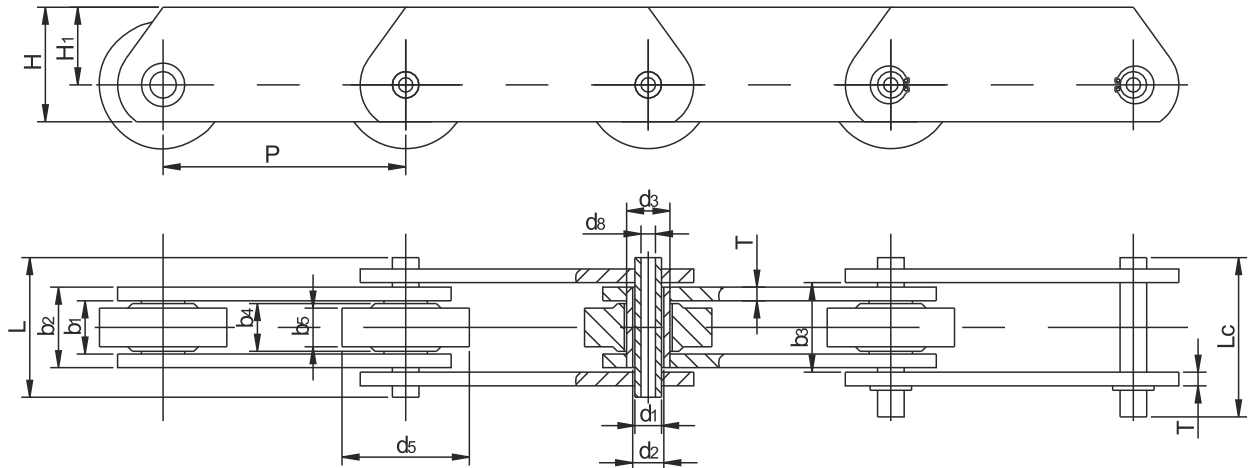
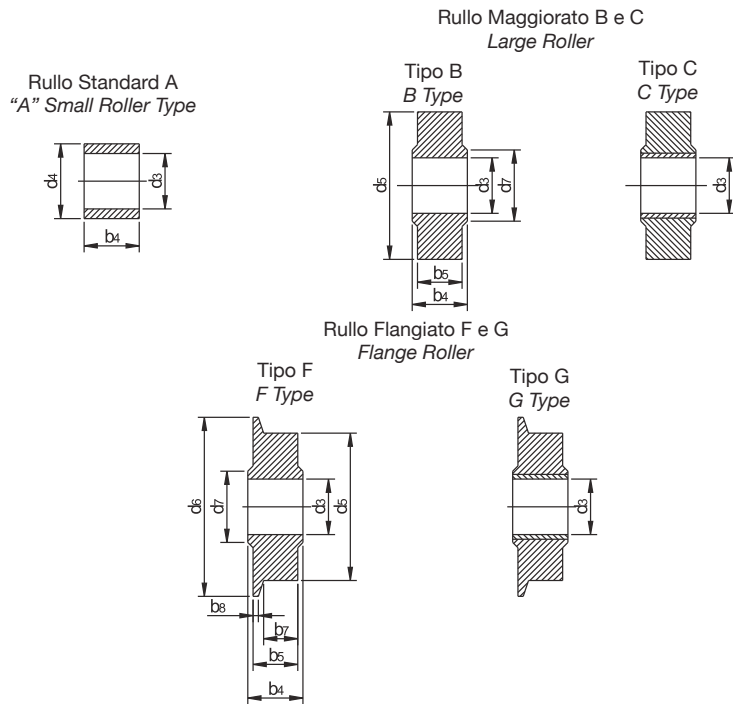


Tabella 1 / Chart 1

Tipo di Rullo DIN 8169 <i>Roller Type DIN 8169</i>	Catena ISO <i>ISO Chain</i>	Passo <i>Pitch</i>										Dimensioni <i>Dimensions</i>				
		P										b ₁ min	b ₂ max	b ₃ min	b ₄ max	b ₅ max
B	MCT28	63	80	100	125	160	-	-	-	-	-	20	28	28.3	19	18
	MCT56	-	80	100	125	160	200	250	-	-	-	24	33	33.3	23	22
B, C	MCT112	-	-	100	125	160	200	250	315	-	-	32	45	45.5	31	29
	MCT224	-	-	-	-	160	200	250	315	400	500	43	60	60.6	42	40

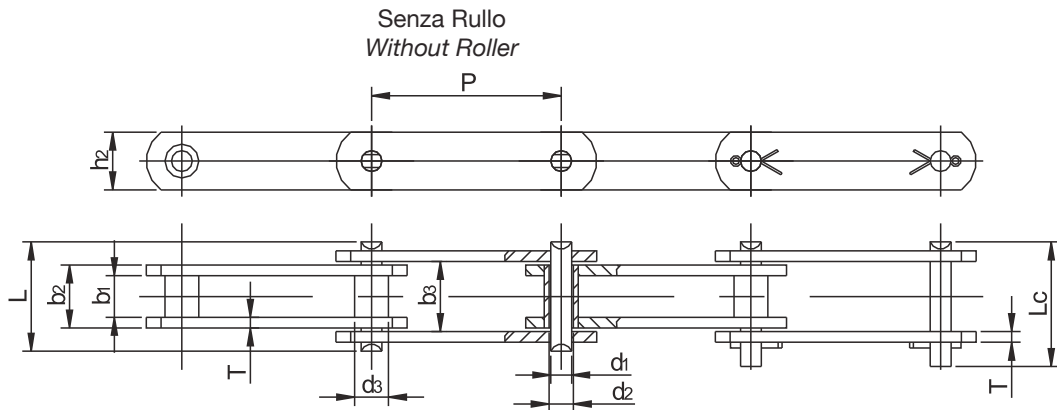
Tabella 1 continuo / Continue Chart 1

Tipo di Rullo DIN 8169 <i>Roller Type DIN 8169</i>	Catena ISO <i>ISO Chain</i>	Dimensioni <i>Dimensions</i>										Carico di rottura min. <i>Ultimate tensile strength</i>	Sezione Resistente <i>Resistant section</i>
		d ₁ max	d ₂ max	d ₃ max	d ₅ min	d ₈ min	H	H ₁	Lc max	L max	T	Q (min) kN	S cm ²
B	MCT28	13	13.1	17.5	36	8.2	35	22.5	47	42	3.5	28	3.64
	MCT56	15.5	15.6	21	50	10.2	50	32.5	54	48	4	56	5.11
B, C	MCT112	22	22.2	29	70	14.3	70	45	73	67	6	112	9.90
	MCT224	31	31.2	41	100	20.3	100	65	96	90	8	224	18.60

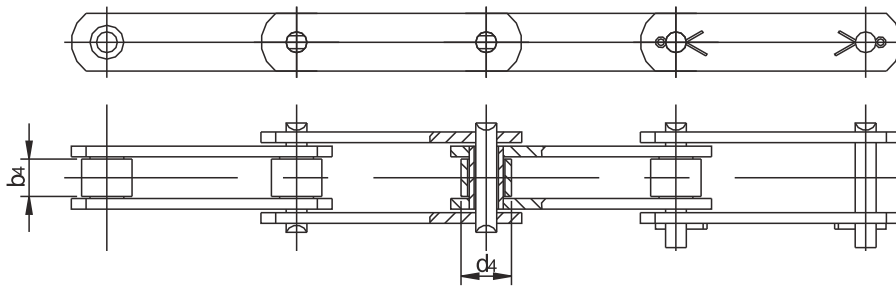
Catene da trasporto **serie M, MT, MC e MCT** / *Rollers for Conveyor Chains ISO - series M, MT, MC and MCT*


Tipo di Rullo <i>Roller Type</i>	Catena ISO <i>ISO Chain</i>	b_4 max	b_5 max	b_7 min	b_8 max	d_3 min	d_4 max	d_5 max	d_6 max	d_7 ≈
A, B, F,	M20	15	14	11	2.5	9.1	12.5	25	30	18
	M28	17	16	12.5	3	10.1	15	30	36	20
	M40	19	18	13.5	3.5	12.6	18	36	42	25
	M56	23	22	17	4	15.1	21	42	50	30
	M80	27	26	20	5	18.1	25	50	60	35
A, B, C, F, G,	M112	31	29	22	6	21.1	30	60	70	40
	M160	36	34	25.5	7	25.2	36	70	85	50
	M224	42	40	30	8	30.2	42	85	100	60
	M315	47	45	33	10	36.2	50	100	120	60
	M450	55	51	37	12	42.2	60	120	140	70
	M630	65	61	45	13.5	50.2	70	140	170	85
	M900	76	70	52	15	60.2	85	170	210	110
A, B, F	M28	19	18	13.5	3.5	17.6	25	36	42	25
	M56	23	22	17	4	21.1	30	50	60	35
A, B, C, F, G,	M112	31	29	22	6	29.2	42	70	85	50
	M224	42	40	30	8	41.2	60	100	120	70

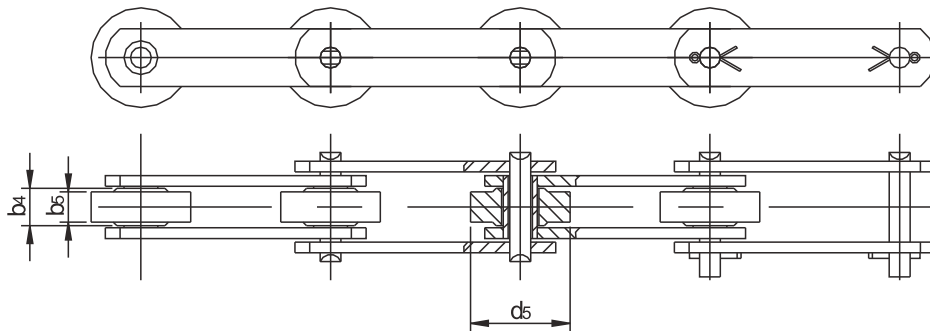
Catene da trasporto **serie FV** / Conveyor Chains **FV Series**



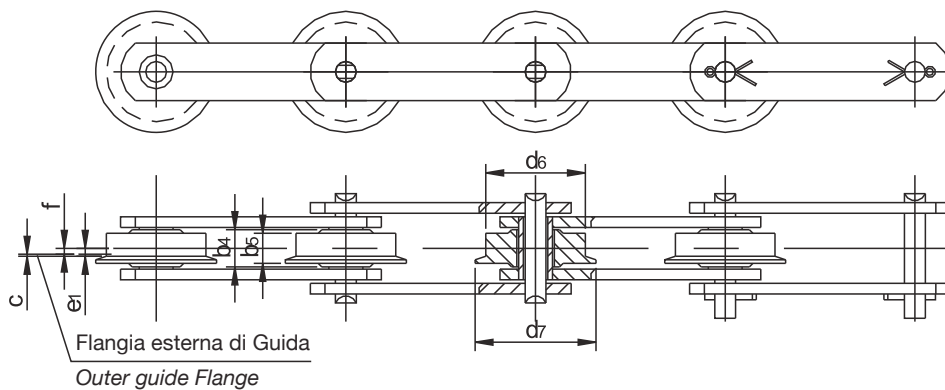
Con Rullo Standard "A"
With "A" small Roller Type



Con Rulli Maggiorati "B" e "C"
With "B" & "C" Large Roller Type



Con Rullo Flangiato "D" e "E"
With "D" & "E" Flange Roller Type



Catene da trasporto **serie FV / Conveyor Chains FV Series**

Catena ISO ISO Chain	Passo	Dimensioni									
	Pitch	Dimensions									
	P	b ₁ min	b ₂ max	b ₃ min	b ₄ max	b ₅ max	b ₆ max	d ₁ max	d ₂ min	d ₃ max	d ₄ max
FV40	40 · 63 · 100	18	24.5	25	17	16	22	10	10.1	15	20
FV63	63 · 100 · 125 · 100	22	30.5	31	21	20	27.5	12	12.1	18	26
FV90	63 · 100 · 125 160 · 200 · 250	25	35.5	36	24	23	31	14	14.1	20	30
FV112	100 · 125 · 160 · 200 · 250	30	42.5	43	29	28	36	16	16.1	22	32
FV140	100 · 125 · 160 200 · 250 · 315	35	47.5	48	34	32	40	18	18.1	26	36
FV180	125 · 160 · 200 250 · 315 · 400	45	61.5	62.5	44	42	50	20	20.2	30	42
FV250	125 · 160 · 200 250 · 315 · 400	55	72	73	54	50	57	26	26.2	36	50
FV315	160 · 200 · 250 · 315 · 400	65	86	87	64	60	66.5	30	30.2	42	60
FV400	160 · 200 · 250 · 315 · 400	70	96	97	68	34	75.5	32	32.2	44	60
FV500	160 · 200 · 250 315 · 400 · 500	80	106	107	78	72	80.5	36	36.2	50	70
FV630	200 · 250 · 315 · 400 · 500	90	116	117	88	80	86.5	42	42.2	56	80

Catena ISO ISO Chain	Dimensioni										Sezione Resistente	Carico di rottura min.	
	Dimensions										Bearing Area	Ultimate tensile strength	
	d ₅ max	d ₆ max	d ₇ max	d ₈ max	e ₁ =c+f		h ₂	Lc max	L max	T	S cm ²	Q (min) (k/N)	
c	f	Q	Q										
FV40	32	40	48	15	1	3	26	44	37	3	2.5	40	80
FV63	40	50	60	18	1.5	3.5	30	55	46	4	3.7	63	126
FV90	48	63	73	20	2	4.5	35	62	53	5	5	90	180
FV112	55	72	87	22	2.5	5	40	72	63	6	6.8	112	224
FV140	60	80	95	26	3	6	45	80	68	6	8.6	140	280
FV180	70	100	120	30	3	10	50	100	86	8	12.3	180	360
FV250	80	125	145	36	3.5	11.5	60	114	98	8	18.7	250	500
FV315	90	140	170	42	3.5	14.5	70	133	117	10	25.8	315	630
FV400	100	150	185	44	3.5	16.5	70	151	131	12	30.7	400	800
FV500	110	160	195	50	3.5	17.5	80	161	141	12	38.2	500	1000
FV650	120	170	210	56	4.5	17.5	100	173	153	12	48.7	630	1260

Catene da trasporto ISO serie FV / ISO Conveyor Chains FV Series

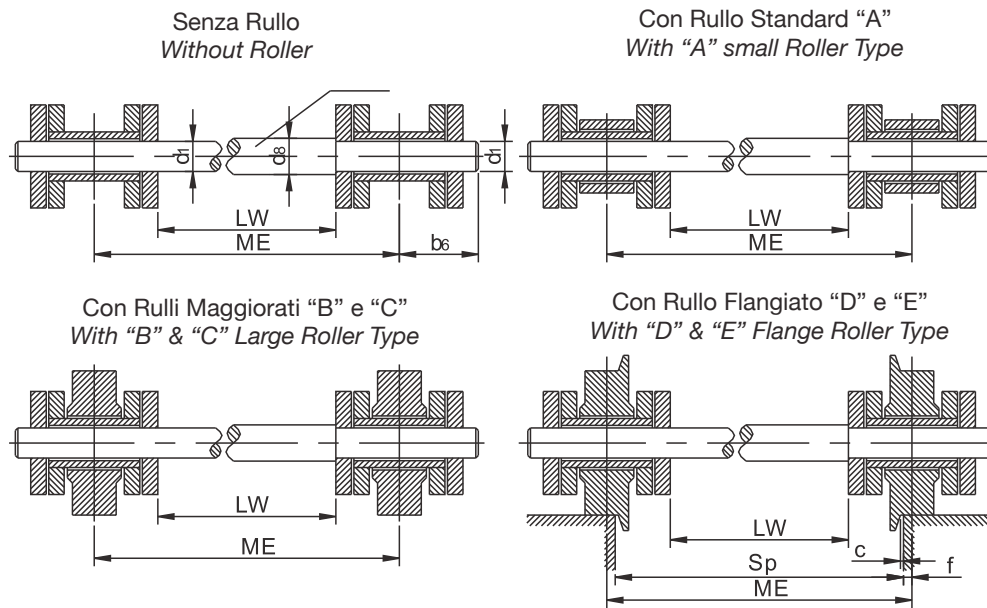
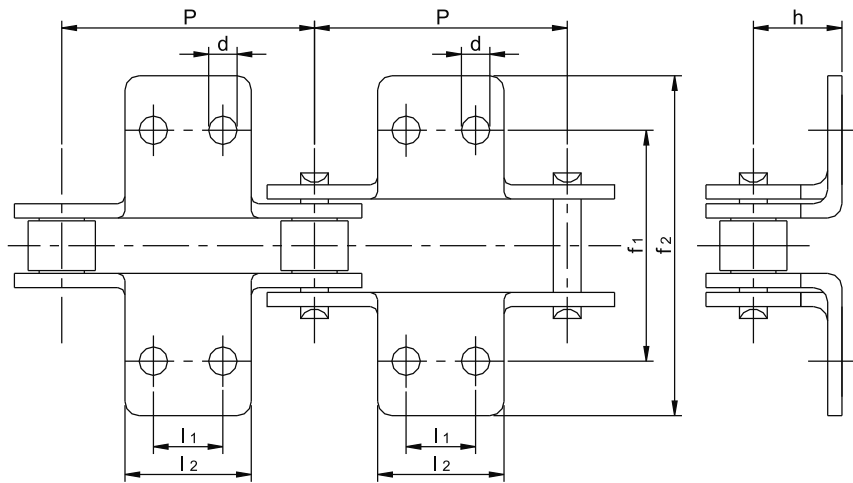


Tabella 2 / Chart 2

Catena Chain	Passo / Pitch mm												
	Sp	250	315	400	500	630	800	1000	1250	1400	1600	1800	2000
FV40	ME	256	321	406	506	636	-	-	-	-	-	-	-
	LW	225	290	375	475	605	-	-	-	-	-	-	-
FV63	ME	257	322	407	507	637	807	-	-	-	-	-	-
	LW	218	283	368	468	598	768	-	-	-	-	-	-
FV90	ME	259	324	409	509	639	809	1009	-	-	-	-	-
	LW	213	278	363	463	593	763	963	-	-	-	-	-
FV112	ME	260	325	410	510	640	810	1010	1260	-	-	-	-
	LW	205	270	355	455	585	755	955	1205	-	-	-	-
FV140	ME	262	327	412	512	642	812	1012	1262	-	-	-	-
	LW	202	267	352	452	582	752	952	1202	-	-	-	-
FV180	ME	270	335	420	520	650	820	1020	1270	1420	1620	1820	2020
	LW	191.5	256.5	341.5	441.5	571.5	741.5	941.5	1191.5	1341.5	1541.5	1741.5	1941.5
FV250	ME	273	338	423	523	653	823	1023	1273	1423	1623	1823	2023
	LW	184	249	334	434	564	734	934	1184	1334	1534	1734	1934
FV315	ME	279	344	429	529	659	829	1029	1279	1429	1629	1829	2029
	LW	172	237	322	422	552	722	922	1172	1322	1522	1722	1922
FV400	ME	-	348	433	533	663	833	1033	1283	1433	1633	1833	2033
	LW	-	227	312	412	542	712	912	1162	1312	1512	1712	1912
FV500	ME	-	350	435	535	665	835	1035	1285	1435	1635	1835	2035
	LW	-	219	304	404	534	704	904	1154	1304	1504	1704	1904
FV630	ME	-	-	435	535	665	835	1035	1285	1435	1635	1835	2035
	LW	-	-	294	394	524	694	894	1144	1294	1494	1694	1894

Catene da trasporto ISO **serie FV** / *ISO Conveyor Chains FV Series*


Catena Chain		Passo / Pitch P									d	f ₁	f ₂ max	h
		63	100	125	160	200	250	315	400	500				
FV40	l ₁	-	30	-	-	-	-	-	-	-	6.6	50	100	20
	l _{2max}	31	50	-	-	-	-	-	-	-				
FV63	l ₁	40	30	40	50	-	-	-	-	-	9	68	110	30
	l _{2max}	-	50	60	70	-	-	-	-	-				
FV90	l ₁	-	30	40	50	60	65	-	-	-	9	80	130	35
	l _{2max}	-	50	60	70	80	85	-	-	-				
FV112	l ₁	-	30	40	50	65	80	-	-	-	11	100	140	40
	l _{2max}	-	55	65	75	90	105	-	-	-				
FV140	l ₁	-	-	40	50	65	80	100	-	-	11	100	170	45
	l _{2max}	-	-	65	75	90	105	125	-	-				
FV180	l ₁	-	-	35	50	65	80	100	100	-	13.5	128	190	45
	l _{2max}	-	-	65	80	95	110	130	130	-				
FV250	l ₁	-	-	-	50	65	80	100	100	-	13.5	138	230	55
	l _{2max}	-	-	50	80	95	110	130	130	-				
FV315	l ₁	-	-	-	-	65	80	100	100	-	13.5	170	260	60
	l _{2max}	-	-	-	50	95	110	130	130	-				
FV400	l ₁	-	-	-	-	60	80	100	100	-	17.5	190	290	65
	l _{2max}	-	-	-	50	100	120	140	140	-				
FV500	l ₁	-	-	-	-	50	80	100	100	100	17.5	200	300	70
	l _{2max}	-	-	-	50	90	120	140	140	140				
FV630	l ₁	-	-	-	-	-	70	100	100	100	17.5	230	350	80
	l _{2max}	-	-	-	-	50	110	140	140	140				

Catene da trasporto ISO **serie FVT** con attacchi / ISO Conveyor Chains with high Attachments Plates **FVT Series**

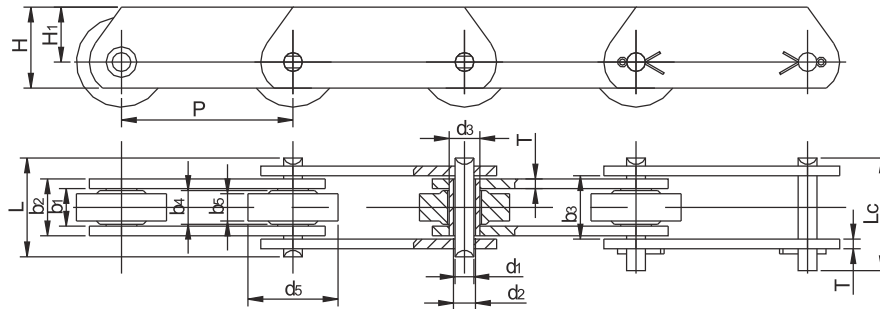


Tabella 1 / Chart 1

Catena Chain	Passo Pitch										Dimensioni Dimensions			
	P										b ₁ min	b ₂ max	b ₃ min	b ₄ max
FVT40	40	63	100	-	-	-	-	-	-	-	18	25.5	25	17
FVT63	-	63	100	125	160	-	-	-	-	-	22	30.5	31	21
FVT90	-	63	100	125	160	200	250	-	-	-	25	35.5	36	24
FVT112	-	-	100	125	160	200	250	-	-	-	30	42.5	43	29
FVT140	-	-	100	125	160	200	250	315	-	-	35	47.5	48	34
FVT180	-	-	-	125	160	200	250	315	400	-	45	61.5	62.5	44
FVT250	-	-	-	125	160	200	250	315	400	-	55	72	73	54
FVT315	-	-	-	-	160	200	250	315	400	-	65	86	87	64
FVT400	-	-	-	-	160	200	250	315	400	-	70	96	97	68
FVT500	-	-	-	-	160	200	250	315	400	500	80	106	107	78
FVT630	-	-	-	-	-	200	250	315	400	500	90	116	117	88

Catena Chain	Dimensioni Dimensions										Carico di rottura min. Ultimate tensile strength	Sezione Resistente Resistant section
	b ₅ max	d ₁ max	d ₂ min	d ₃ max	d ₅ max	H	H ₁	L _c max	L max	T	Q (min) kN	S cm ²
FVT40	16	10	10.1	15	32	35	22	44	37	3	40	2.5
FVT63	20	12	12.1	18	40	40	25	55	46	4	63	3.7
FVT90	23	14	14.1	20	48	45	27.5	62	53	5	90	5
FVT112	28	16	16.1	22	55	50	30	72	63	6	112	6.8
FVT140	32	18	18.1	26	60	60	37.5	80	68	6	140	8.6
FVT180	42	20	20.2	30	70	70	45	100	86	8	180	12.3
FVT250	50	26	26.2	36	80	80	50	114	98	8	250	18.7
FVT315	60	30	30.2	42	90	90	55	133	117	10	315	25.8
FVT400	64	32	32.2	44	100	90	55	151	131	12	400	30.7
FVT500	72	36	36.2	50	110	100	60	161	141	12	500	38.2
FVT630	80	42	42.2	56	120	120	70	173	153	12	630	48.7

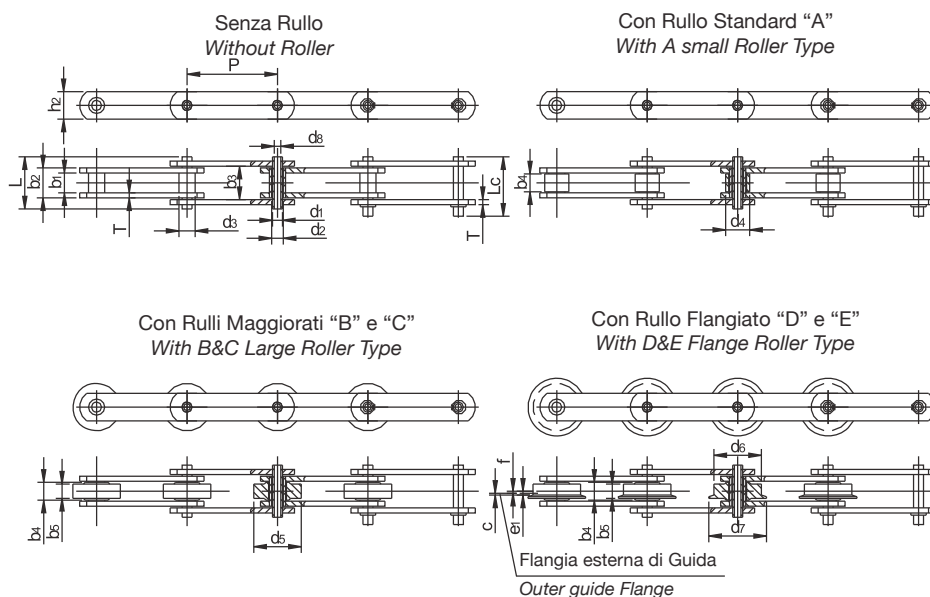
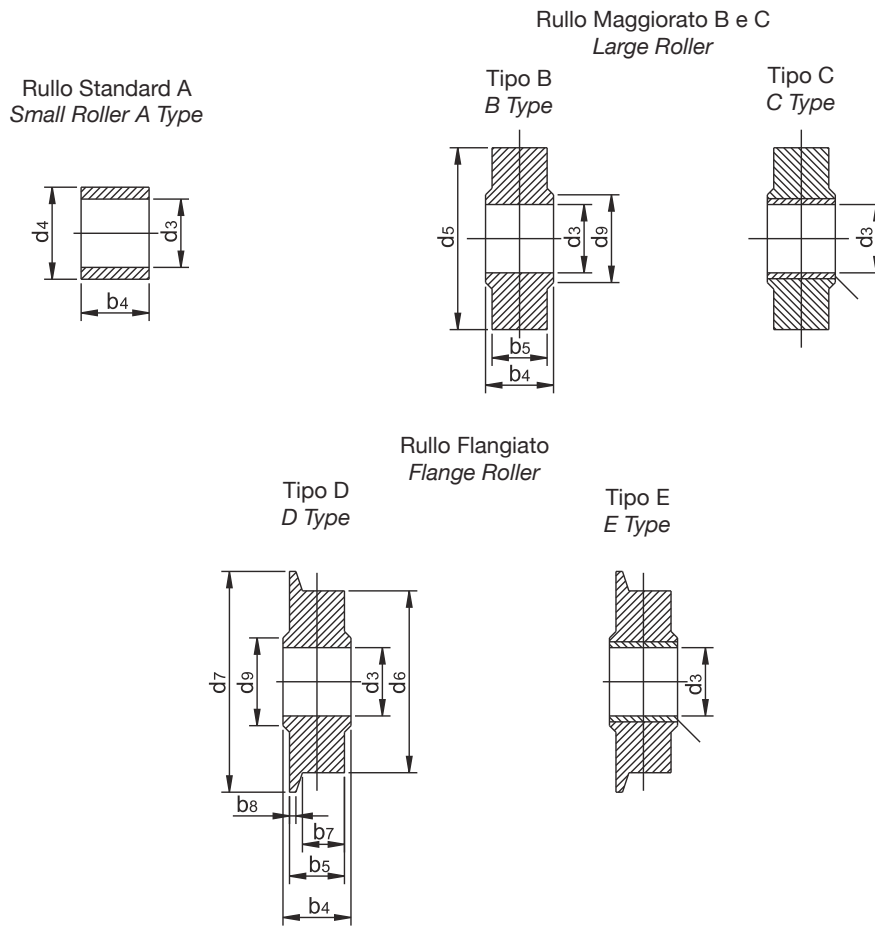
Catene per trasporto ISO serie **FVS** a perni forati / ISO Hollow Pins Conveyor Chains **FVS Series**


Tabella 1 / Chart 1

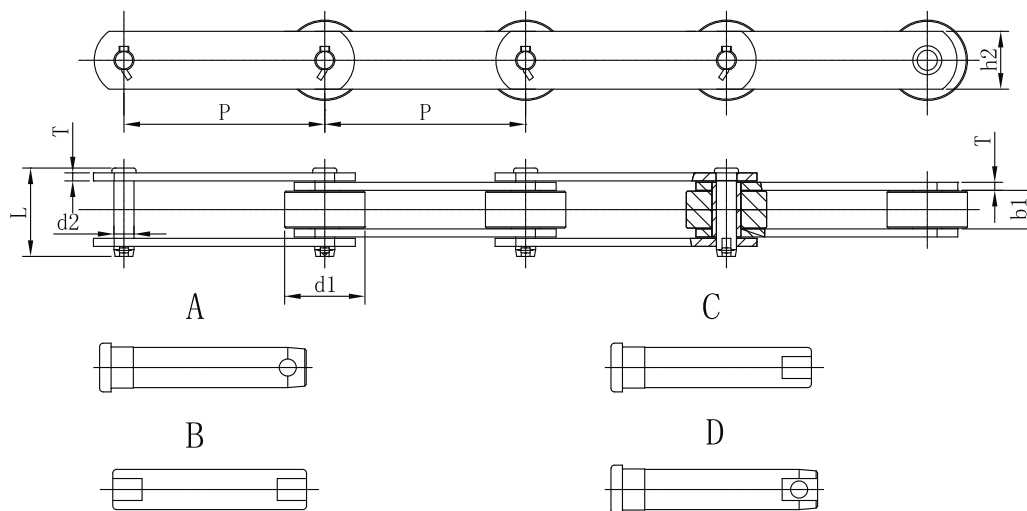
Catena Chain	Passo Pitch						Dimensioni Dimensions								
	P						b ₁ min	b ₂ max	b ₃ min	b ₄ max	b ₅ max	d ₁ max	d ₂ min	d ₃ max	
FVC63	63	100	125	160	-	-	22	30.5	31	21	20	12	12.1	18	
FVC90	63	100	125	160	200	250	25	35.5	36	24	23	14	14.1	20	
FVC112	100	125	160	200	250	-	30	42.5	43	29	28	16	16.1	22	
FVC140	100	125	160	200	250	315	35	47.5	48	34	32	18	18.1	26	
FVC180	125	160	200	250	315	400	45	61.5	62.5	44	42	20	20.2	30	
FVC250	125	160	200	250	315	400	55	72	73	54	50	26	26.2	36	
FVC315	160	200	250	315	400	-	65	86	87	64	60	30	30.2	42	

Catena Chain	Dimensioni Dimensions											Sezione Resistente Resistant section	Carico di rottura min. Ultimate tensile strength
	d ₄ max	d ₅ max	d ₆ max	d ₇ max	d ₈ max	e ₁ =c+f		h ₂	Lc max	L max	T	S cm ²	Q (min)
	c		f		(/kN)								
FVC63	26	40	50	63	8	1.5	3.5	30	51.5	46	4	3.7	46
FVC90	30	48	63	78	10	2	4.5	35	56.5	53	5	5	73
FVC112	32	55	72	90	11	2.5	5	40	64.0	63	6	6.8	90
FVC140	36	60	80	100	12	3	6	45	69.5	68	6	8.6	110
FVC180	42	70	100	125	14	3	10	50	88.0	86	8	12.3	145
FVC250	50	80	125	155	18	3.5	11.5	60	104.5	98	8	18.7	215
FVC315	60	90	140	175	20	3.5	14.5	70	121.5	117	10	25.8	295

Catene da trasporto ISO serie **FV, FVT e FVC** a perni forati /
Rollers for Conveyor Chains of ISO-**Type FV, FVT and FVC** with solid and hollow Pins

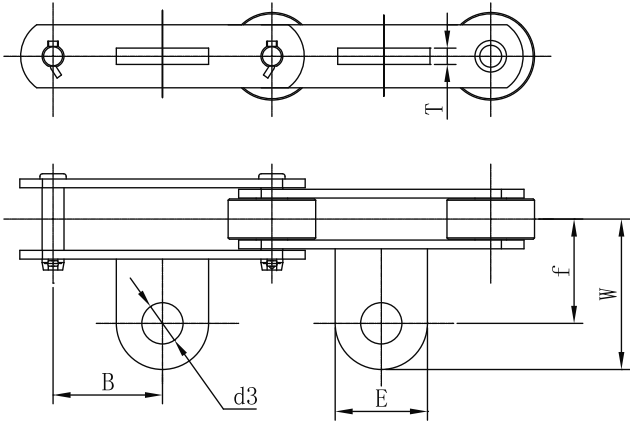


Catena Chain	b_4 max	b_5 max	b_7 min	b_8 max	d_3 min	d_4 max	d_5 max	d_6 max	d_7 max	d_9 ≈
FV40	17	16	12	3	15.1	20	32	40	48	26
FV63	21	20	15	4	18.1	26	40	50	60	30
FV90	24	23	18	4	20.1	30	48	63	73	35
FV112	29	28	21.5	5	22.2	32	55	72	87	40
FV140	34	32	25	5.5	26.2	36	60	80	95	45
FV180	44	42	34	6.5	30.2	42	70	100	120	50
FV250	54	50	40	8	36.2	50	80	125	145	60
FV315	64	60	48	10	42.2	60	90	140	170	70
FV400	68	64	52	10	44.2	60	100	150	185	70
FV500	78	72	57	12	50.2	70	110	160	195	80
FV630	88	80	62	14	56.2	80	120	170	210	100

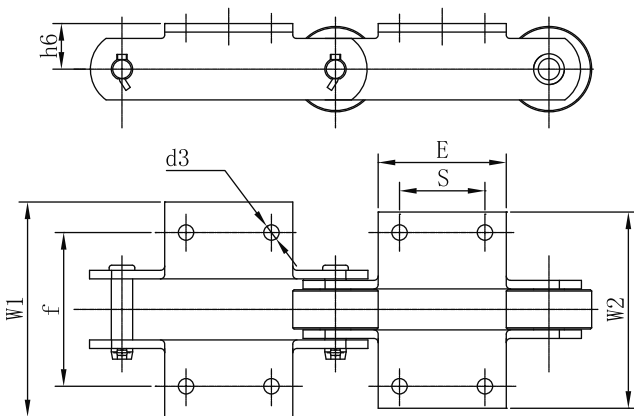
Catene per agricoltura / *Agricultural Chains*


Catena Chain	Passo Pitch	Larghezza interna Width between inner plates	Diametro Perno Pin diameter			Perno Pin		Altezza piastra Inner plate depth	Spessore piastra Plate thickness	Carico di rottura min. Ultimate tensile strength	Peso al metro Weight per meter			
	P	b_1^1 max	d_1 max	d_2 max	L max	Type	h_2 max	T	Q min	q ≈				
	mm	mm	mm	mm	mm	mm	mm	mm	kN	kg/m				
09040	101.6	29.3	50.8			17.46	78.5	A	44.5	8	178.4	13.16		
09041	101.6	31.8	57.15			15.88	72.8	B/C	38.1	6.4	72.3	11.67		
09050	127	38.4	69.85			19	96.5	B/C	50.8	9.6	180	19.22		
09060	152.4	37.7	69.85			18.9	94.3	A/D	50.8	9.5	250	17.2		
09061	152.4	37.7	69.85			18.9	95.2	A	57.2	9.5	377.9	18.74		
09062	152.4	37.8	69.85	76.2	73	22.23	97.1	D	57.2	9.5	444.5	18.5	19.5	19.2
09063	152.4	38	76.2			23.83	102	A	60.3	10.3	622.3	21.88		
09064	152.4	38	76.2			23.83	102	D	61.9	10.3	635	22.2		

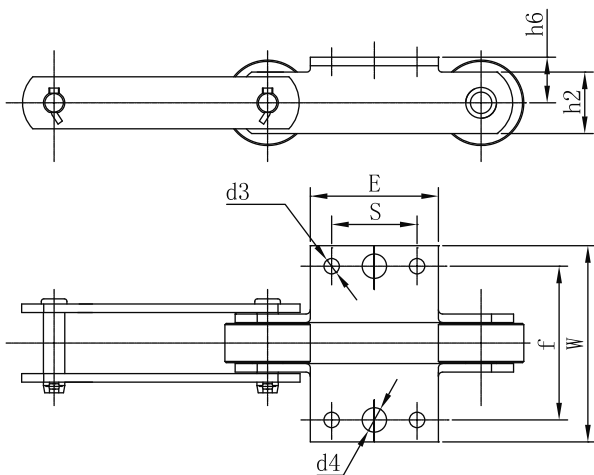
Catene a piastre diritte per la raccolta delle barbabietole / *Beet harvest Straight plates Chains*



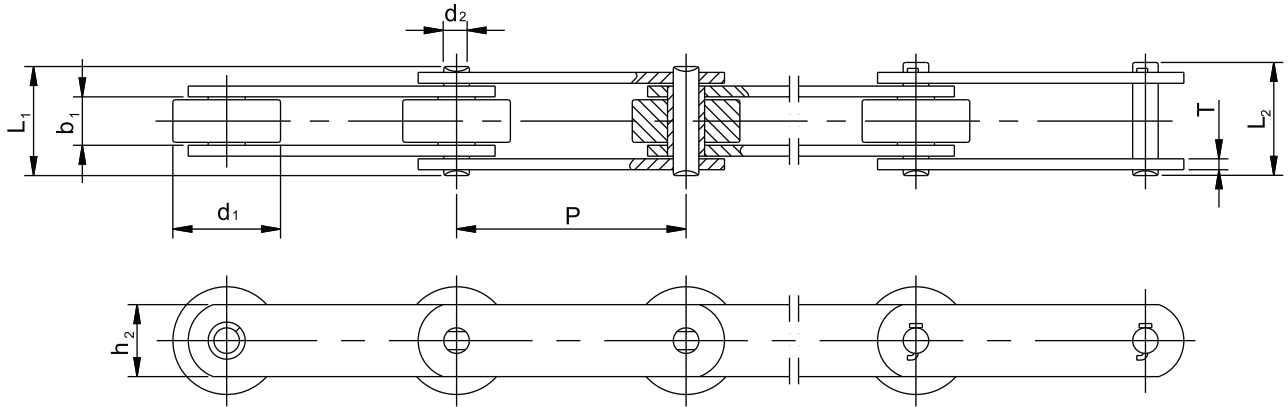
Catena Chain	B	f	W	E	d3	T
	mm	mm	mm	mm	mm	mm
09060	76.2	67	87.4	45	21	15
09061	76.2	67	87.4	45	21	15
09062	76.2	67	87.4	45	21	15



Catena Chain	h6	S	E	d3	f	W1	W2
	mm	mm	mm	mm	mm	mm	mm
09060	41.3	76.2	114.3	13	111.1	171.5	151.1
09061	41.3	76.2	114.3	13	111.1	165.1	144.7
09062	41.3	76.2	114.3	11.1/13/14	111.1	165.1	144.7
09063	44.5	76.2	114.3	14.3/12.7	111.1	165.1	143.1

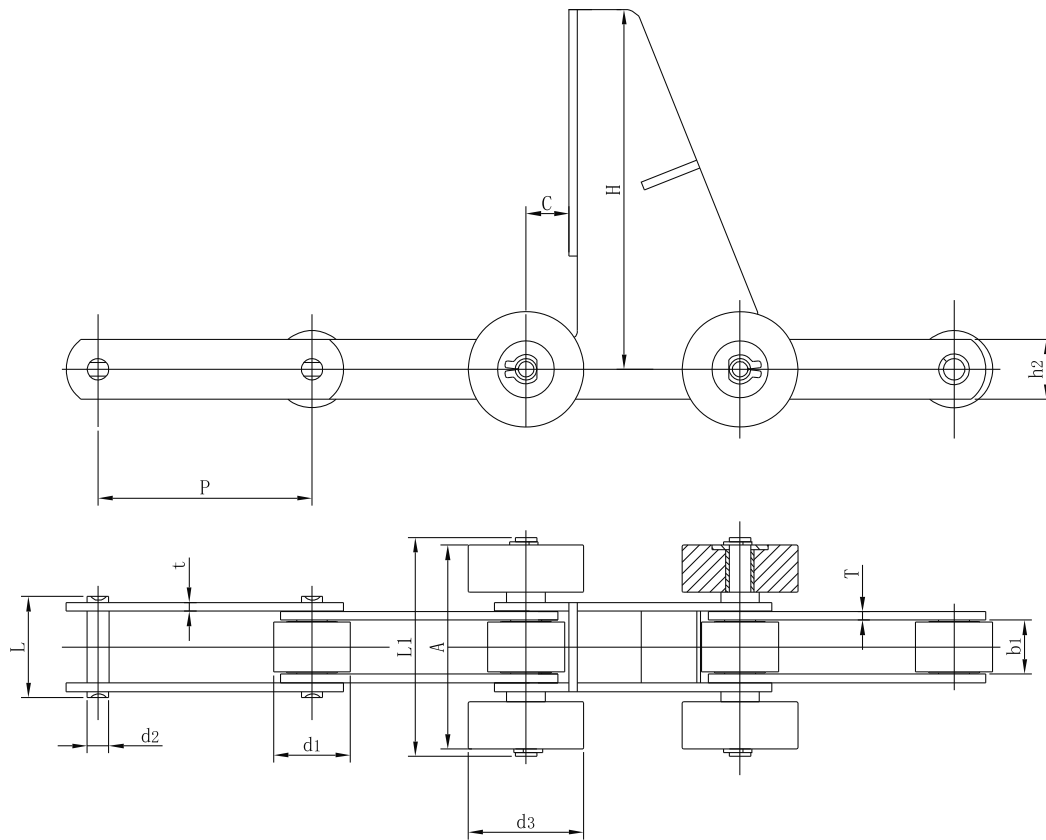


Catena Chain	h6	S	E	d3	d4	f	W	h2
	mm	mm	mm	mm	mm	mm	mm	mm
09041	36	50.8	82.6	10.3	15	101.6	133.6	44.4
09050	39.6	50.8	82.6	10.3	13.5	103.4	139.4	50.8

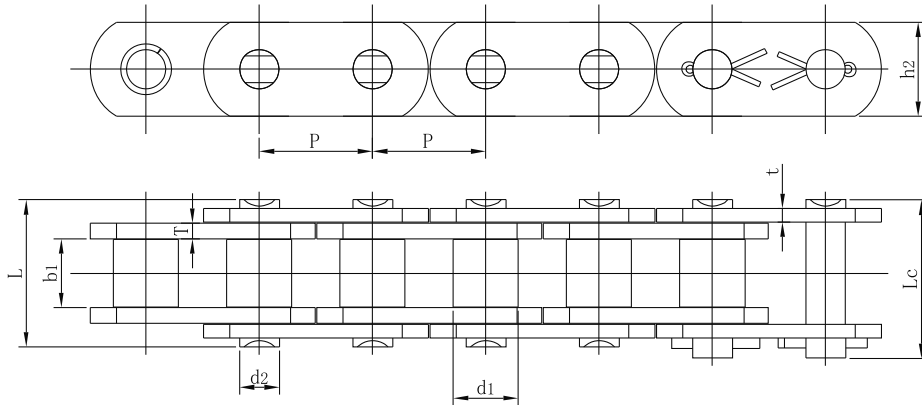
Catene a piastre diritte per la **raccolta delle barbabietole** / *Beet harvest Straight plates Chains*


Catena Chain	Passo Pitch	Diam. Rullo Roller diameter	Larghezza interna Width between inner plates	Diametro Perno Pin diameter	Largh. catena ribadita Riveted chain width		Altezza piastra Plate depth	Spessore piastra Plate thickness	Carico di rottura medio Average tensile strength	Peso al metro Weight per meter
	P	d ₁ max	b ₁ min	d ₂ max	L ₁ max	L ₂ max	h ₂ max	T	Q ₀	q ≈
	mm	mm	mm	mm	mm	mm	mm	mm	kN	kg/m
RF90R-S	101.60	47.60	21.40	11.32	47.50	51.50	31.80	4.80	80.36	6.10
RF94R-S	101.60	50.80	30.00	14.50	63.60	67.00	38.10	6.30	112.70	9.90
SC150040	101.60	47.60	19.10	19.05	48.00	53.30	40.00	5.10	66.64	7.13

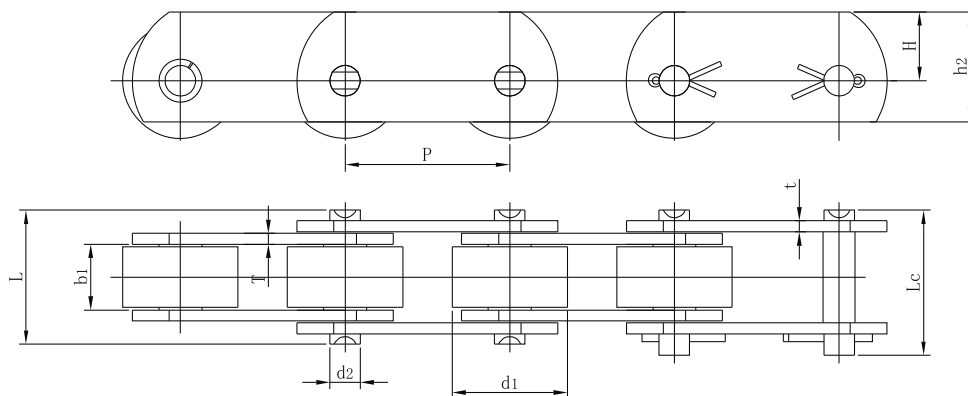
Catene da trasporto **per acciaieria** / Conveyor Chains **for Steel Plant**



Catena Chain	Passo Pitch	Diam. Rullo Roller diameter		Larghezza interna Width between inner plates	Diametro Perno Pin diameter	Largh. catena ribadita Riveted chain width		Dimensioni piastre e attacchi Plates and attachments dimensions					Carico di rottura min. Ultimate tensile strength	Peso al metro Weight per meter
	P	d ₁ max	d ₃ max	b ₁ min	d ₂ max	L max	L ¹ max	h ₂ max	T	A	C	H	Q min	q ≈
	mm	mm	mm	mm	mm	mm	mm	mm	mm	mm	mm	mm	KN	Kg/m
KM P250	250.0	90.0	135.0	63.0	25.0	116.0	255.0	70.0	10.0	240.0	50.0	420.0	300.0	33.51

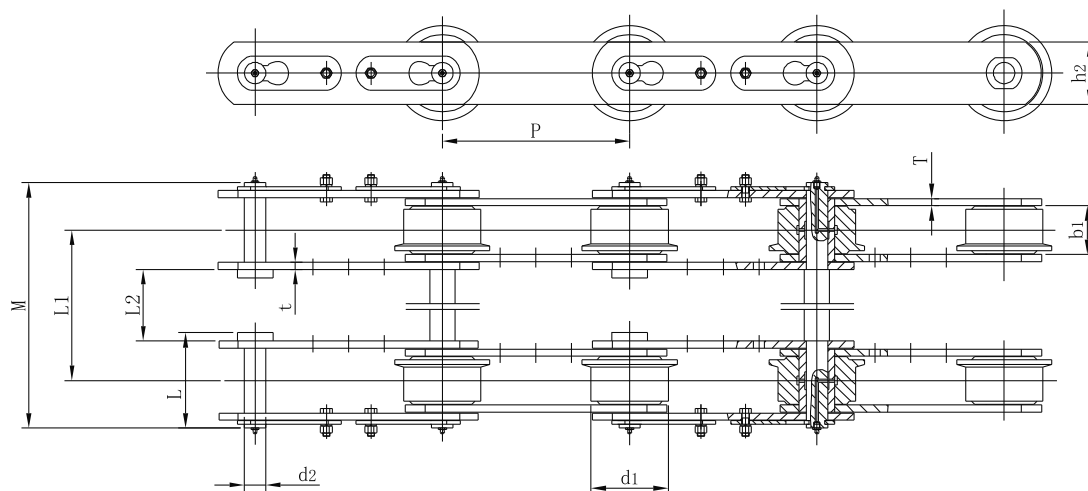
Catene da trasporto **per acciaieria** / Conveyor Chains **for Steel Plant**


Catena Chain	Passo	Diam. Rullo	Larghezza interna	Diametro Perno	Largh. catena ribadita		Altezza piastra	Spessore piastra	Carico di rottura min.	Peso al metro
	Pitch	Roller diameter	Width between inner plates	Pin diameter	Riveted chain width		Plate depth	Plate thickness	Ultimate tensile strength	Weight per meter
	P	d ₁ max	b ₁ min	d ₂ max	L max	L _c max	h ₂ max	t/T	Q min	q ≈
	mm	mm	mm	mm	mm	mm	mm	mm	KN	Kg/m
C50.8	50.80	29.21	30.99	17.81	67.40	75.30	42.29	6.0/7.0	120.0	10.93

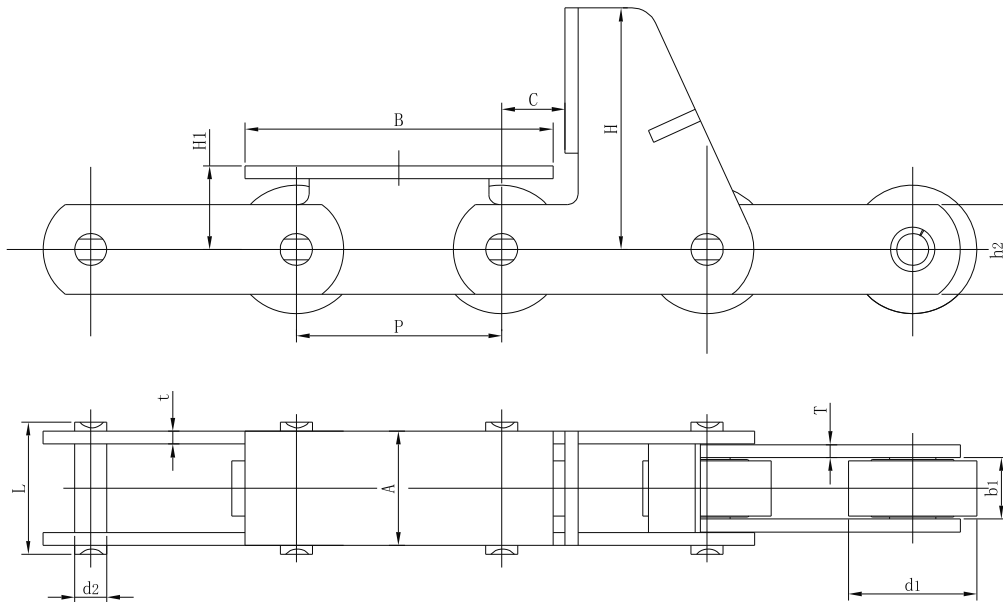


Catena Chain	Passo	Diam. Rullo	Larghezza interna	Diametro Perno	Largh. catena ribadita		Altezza piastra		Spessore piastra	Carico di rottura min.	Peso al metro
	Pitch	Roller diameter	Width between inner plates	Pin diameter	Riveted chain width		Plate depth	H max	Plate thickness	Ultimate tensile strength	Weight per meter
	P	d ₁ max	b ₁ min	d ₂ max	L max	L _c max	h ₂ max	H max	t/T	Q min	q ≈
	mm	mm	mm	mm	mm	mm	mm	mm	mm	KN	Kg/m
C63	63.0	42.0	24.0	11.1	50.0	59.0	40.0	25.6	4.0	50.0	7.51
C100	100.0	55.0	30.5	16.0	-	73.0	50.0	30.0	6.0	10.0	12.31

Catene da trasporto **per acciaieria** / Conveyor Chains **for Steel Plant**

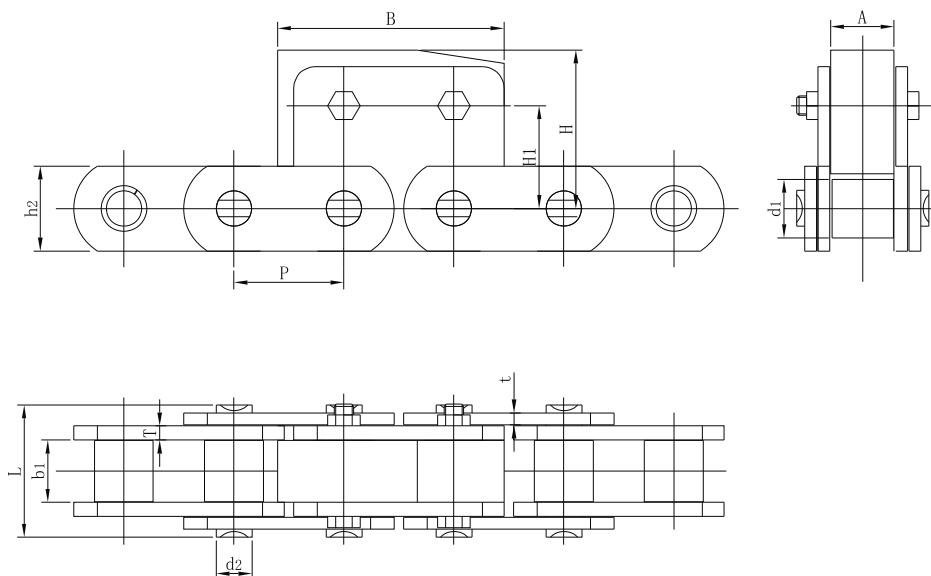


Catena Chain	Passo Pitch	Diam. Rullo Roller diameter	Larghezza interna Width between inner plates	Diametro Perno Pin diameter	Largh. catena ribadita Riveted chain width	Dimensioni piastre e accessori Plates and accessories dimensions					Carico di rottura min. Ultimate tensile strength	Peso al metro Weight per meter
	P	d ₁ max	b ₁ min	d ₂ max	L max	h ₂ max	t/T	M	L1	L2	Q min	q ≈
	mm	mm	mm	mm	mm	mm	mm	mm	mm	mm	KN	Kg/m
M450a-315	315.0	130.0	82.0	36.0	161.5	105.0	12.0	1545.0	1383.0	1250.0	4 5 0	131.6

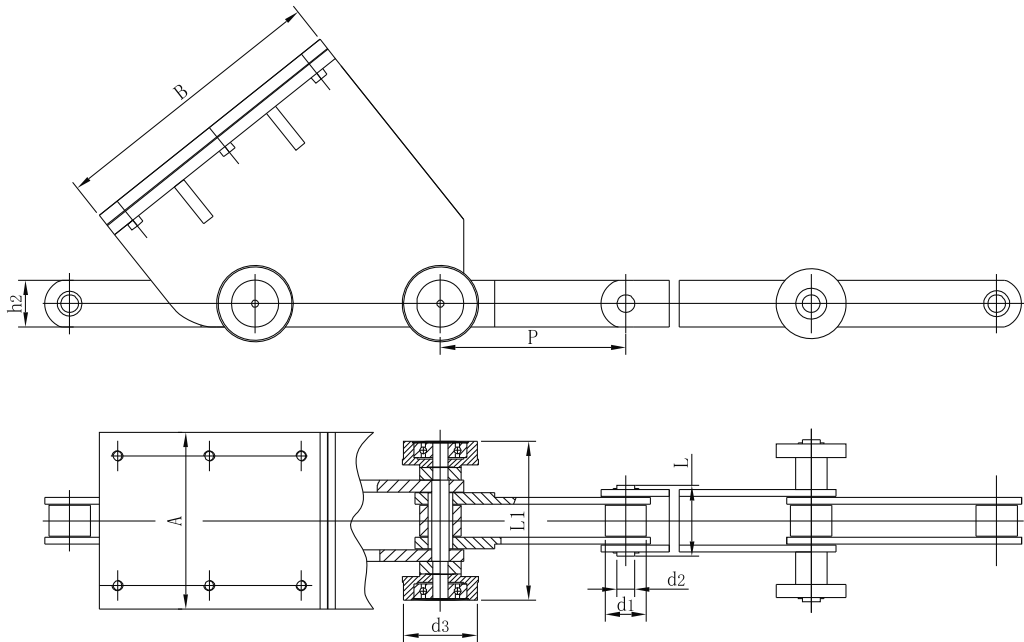
Catene da trasporto **per acciaieria** / Conveyor Chains **for Steel Plant**


Catena Chain	Passo Pitch	Diam. Rullo Roller diameter	Larghezza interna Width between inner plates	Diametro Perno Pin diameter	Largh. catena ribadita Riveted chain width	Dimensioni piastre e attacchi Plates and attachments dimensions							Carico di rottura min. Ultimate tensile strength	Peso al metro Weight per meter
	P	d ₁ max	b ₁ min	d ₂ max	L max	h ₂ max	t/T	A	B	C	H1	H	Q min	q ≈
	mm	mm	mm	mm	mm	mm	mm	mm	mm	mm	mm	mm	KN	Kg/m
KMP160	160.0	100.0	48.0	25.0	101.0	72.0	10	90.0	240.0	50.0	65.0	188.0	315.0	36.4

Catene da trasporto **per acciaieria** / Conveyor Chains **for Steel Plant**

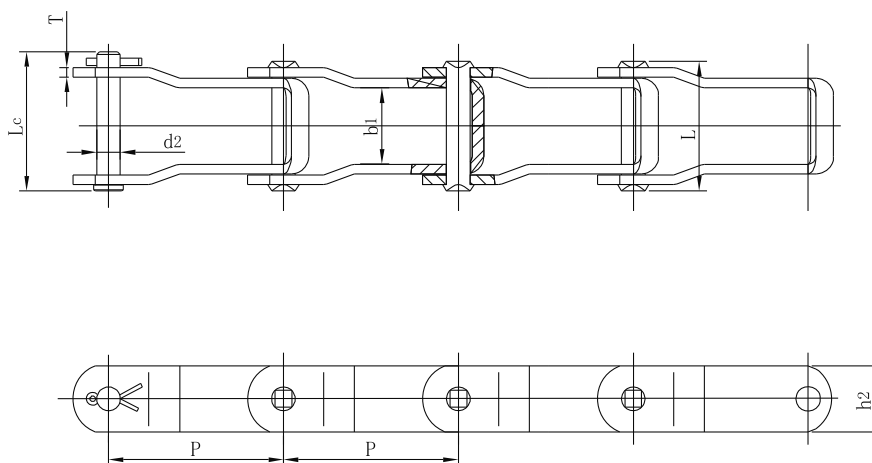


Catena Chain	Passo Pitch	Diam. Rullo Roller diameter	Larghezza interna Width between inner plates	Diametro Perno Pin diameter	Largh. catena ribadita Riveted chain width	Dimensioni piastre e accessory Plates and accessories dimensions						Carico di rottura min. Ultimate tensile strength	Peso al metro Weight per meter
	P	d ₁ max	b ₁ min	d ₂ max	L max	h ₂ max	t/T	A	B	H1	H	Q min	q ≈
	mm	mm	mm	mm	mm	mm	mm	mm	mm	mm	mm	KN	Kg/m
C76.2	76.0	48.26	45.72	29.24	100.0	63.88	10/12	45.0	151.0	69.1	104.1	280.0	27.77

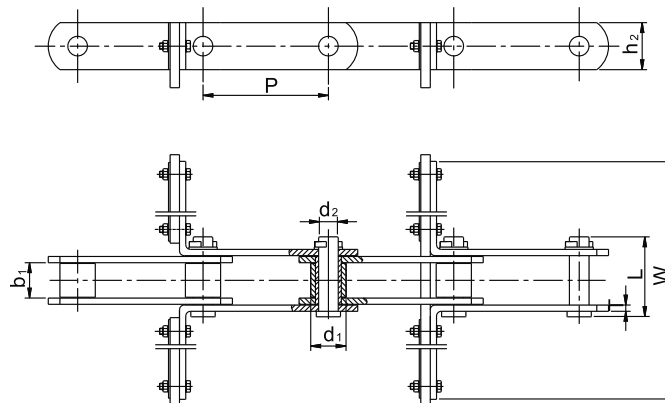
Catene da trasporto **per acciaieria** / Conveyor Chains **for Steel Plant**


Catena Chain	Passo Pitch	Diam. Rullo Roller diameter		Larghezza interna Width between inner plates	Diametro Perno Pin diameter	Largh. catena ribadita Riveted chain width		Dimensioni piastre e attacchi Plates and attachments dimensions			Carico di rottura min. Ultimate tensile strength	Peso al metro Weight per meter
	P	d1 max	d3 max	b1 min	d2 max	L max	L'	h2 max	A	B	Q min	q ≈
	mm	mm	mm	mm	mm	mm	mm	mm	mm	mm	KN	Kg/m
C315	315.0	70.0	125.0	56.0	30.0	122.0	273.5	80.0	300.0	480.0	450.0	23.78

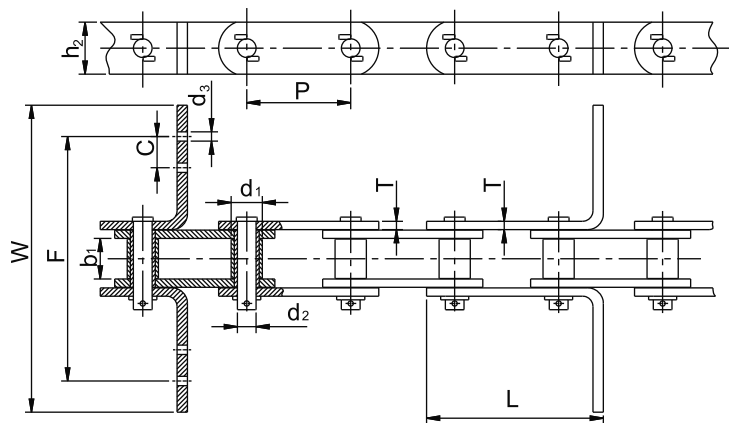
Catene da trasporto a perni / Pins Chains



Catena Chain	Passo Pitch	Diam. Rullo Roller diameter	Larghezza interna Width between inner plates	Largh. catena ribadita Riveted chain width		Altezza piastra Inner plate depth	Spessore piastra Plate thickness	Carico di rottura min. Ultimate tensile strength	Peso al metro Weight per meter
	P	d2 max	b1 min	L max	Lc	h2 max	T	Q min	q ≈
	mm	mm	mm	mm	mm	mm	mm	KN	Kg/m
205	31.75	5.08	9.80	21.20	24.20	12.20	2.06	12.50	0.64
662	42.27	7.15	23.2	40.35	44.00	18.30	3.20	37.80	1.71
667H	58.75	7.92	25.6	43.05	47.00	22.23	3.20	42.30	1.85
667J	57.15	9.53	27.00	49.65	54.50	23.80	4.30	62.28	2.27
667K	57.15	11.1	27.80	54.50	58.85	26.80	5.10	89.00	3.88
667X	57.15	11.1	27.00	50.00	58.85	23.80	4.30	66.70	2.96
88K	66.27	11.1	27.80	54.50	58.85	26.80	5.10	89.00	3.64
667XH	57.15	11.9	27.80	57.40	61.25	26.80	5.70	124.6	4.44

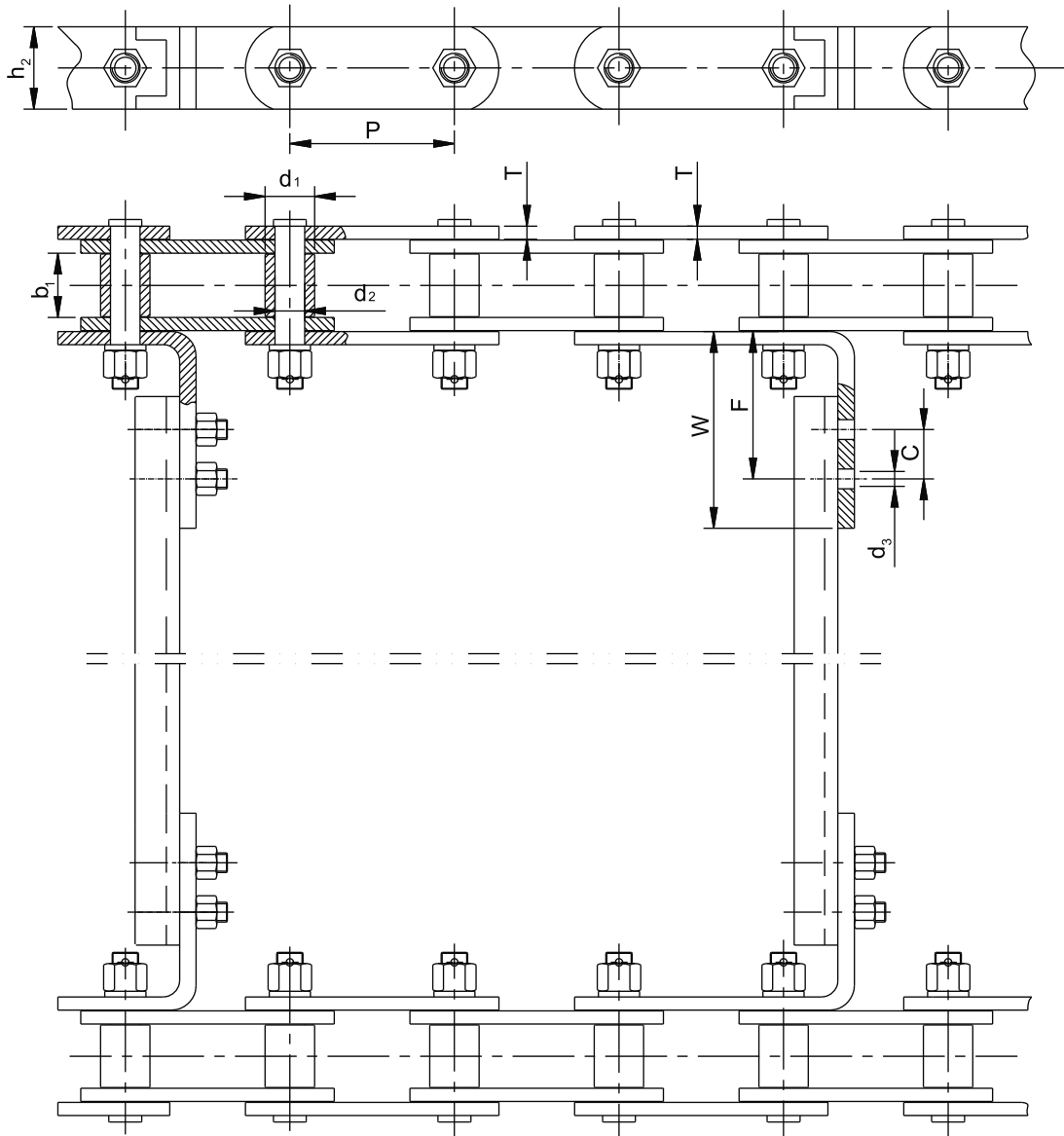
Catene da trasporto a raschietti / *Scrapers Conveyor Chains*


Passo <i>Pitch</i>	Larghezza interna <i>Width between inner plates</i>	Diam. Rullo <i>Roller diameter</i>	Altezza piastra <i>Plate depth</i>	Spessore piastra <i>Plate thickness</i>	Diametro Perno <i>Pin diameter</i>	Largh. catena ribadita <i>Riveted chain width</i>	Lunghezza Raschietto <i>Scraper plate length</i>	Carico di rottura min. <i>Ultimate tensile strength</i>
P	b ₁	d ₁	h ₂	T	d ₂	L	W	Q
mm	mm	mm	mm	mm	mm	mm	mm	kN
160	45	45	60	8	25	102	480	315

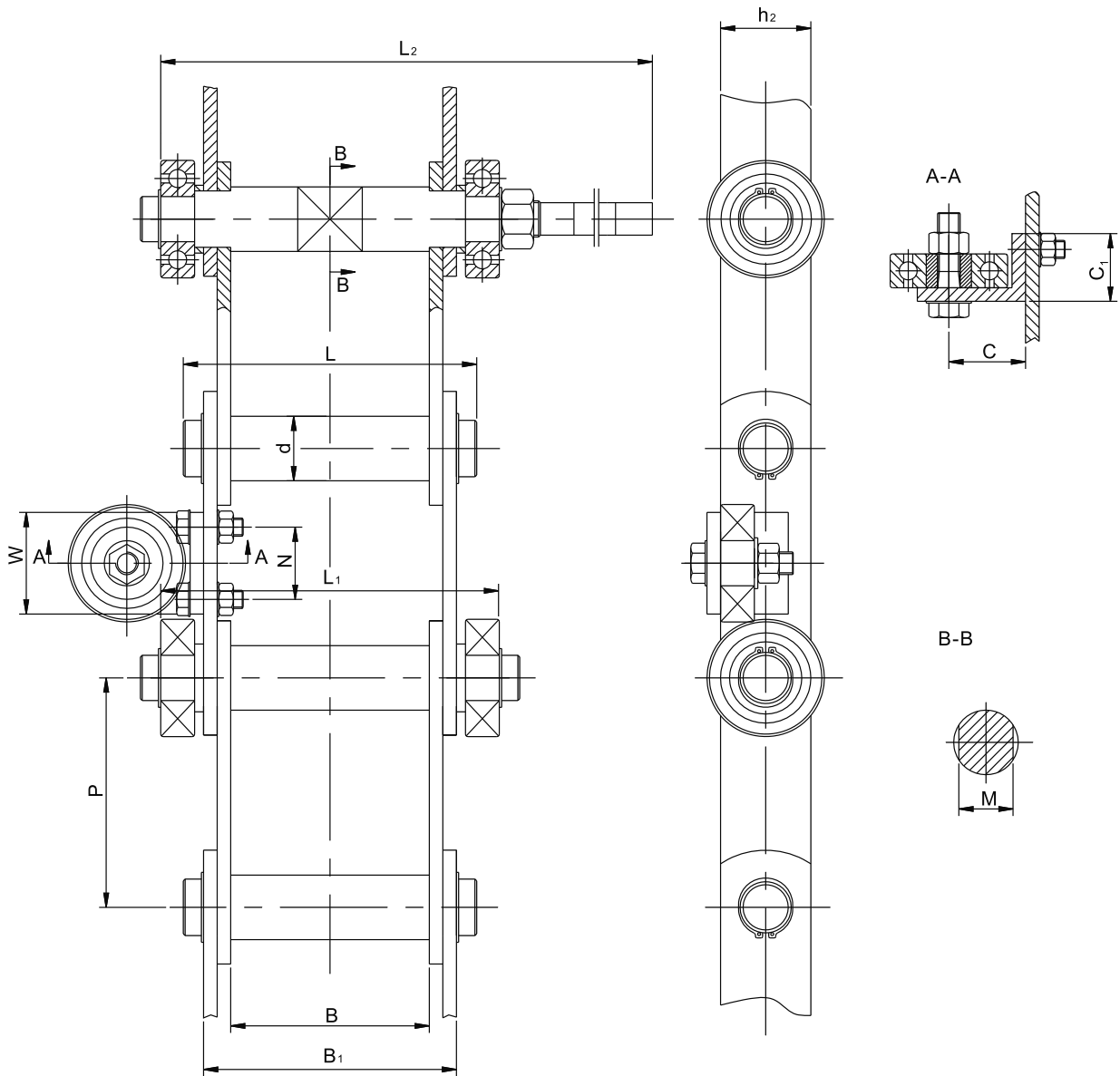


Catena <i>Chain</i>	Passo <i>Pitch</i>	Diam. Rullo <i>Roller diameter</i>	Larghezza interna <i>Width between inner plates</i>	Altezza piastra <i>Plate depth</i>	Spessore piastra <i>Plate thickness</i>	Diametro Perno <i>Pin diameter</i>	Dimensioni degli attacchi <i>Attachments dimensions</i>					Carico di rottura min. <i>Ultimate tensile strength</i>
	P	d ₁	b ₁	h ₂	T	d ₂	d ₃	C	F	W	L	Q
	mm	mm	mm	mm	mm	mm	mm	mm	mm	mm	mm	kN
GSS75	75	30	30	40	6	12	9	20	140/190	180/230	135	78.4
GSS100	100	38	39	50	8	18	9	30	235/315	295/375	170	215.6
GSS125	125	40	52	55	10	20	9	100	400/530	460/590	200	274.4

Catene da trasporto per industria alimentare / Chains for food industry

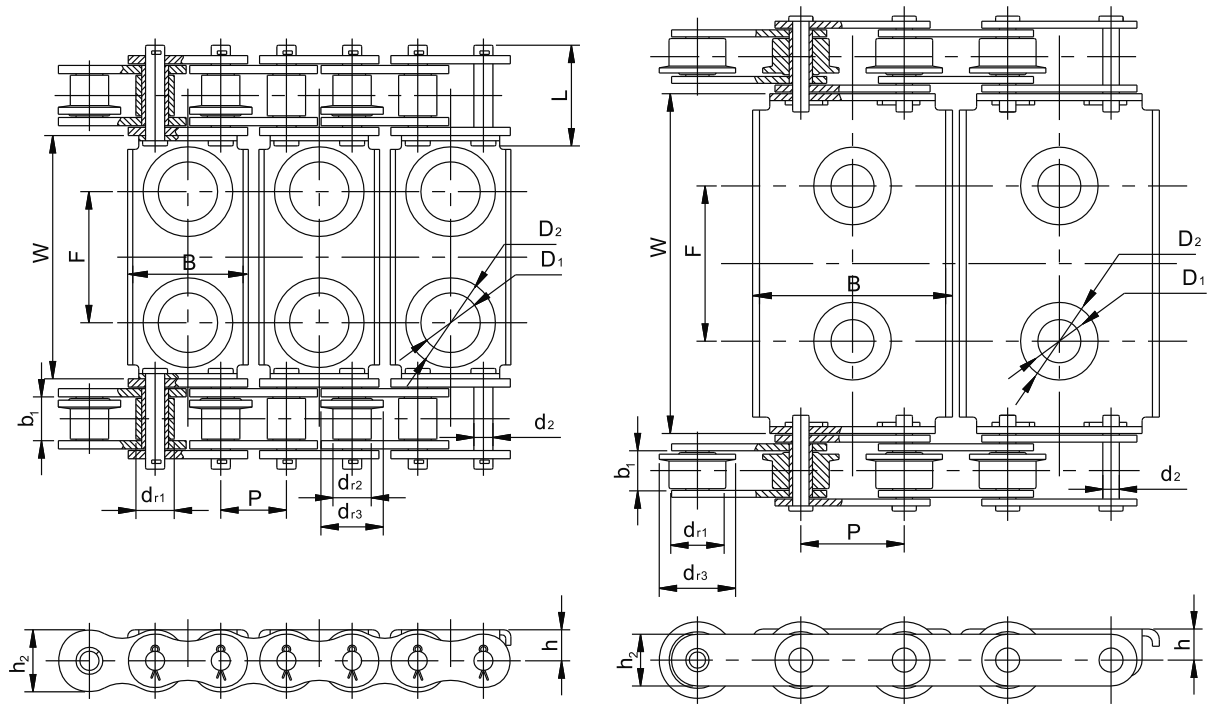


Catena Chain	Passo	Diam. Rullo	Larghezza interna	Altezza piastra	Spessore piastra	Diametro Perno	Dimensioni degli attacchi				Carico di rottura min.
	Pitch	Roller diameter	Width between inner plates	Plate depth	Plate thickness	Pin diameter	Attachments dimensions				Ultimate tensile strength
	P	d_1	b_1	h_2	T	d_2	d_3	C	F	W	W
	mm	mm	mm	mm	mm	mm	mm	mm	mm	mm	kN
HG100 INOX	100	38	39	50	8	20	12	30	89.5	119.5	215.6
HG125 INOX	125	40	52	65	10	28	14	40	130	160	274.4

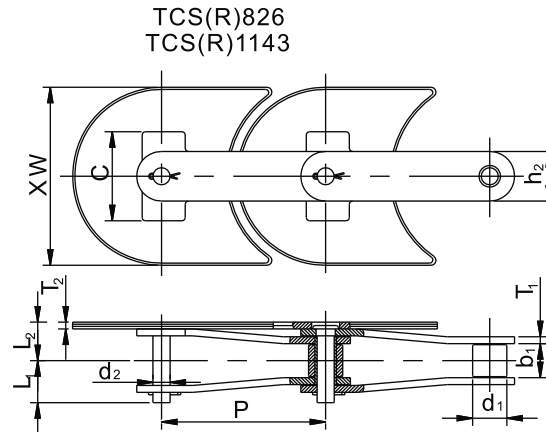
Catene da trasporto **per industria alimentare** / *Chains for food industry*


P	B	B ₁	d	L	L ₁	L ₂	M	C	C ₁	W	N	h ₂	Bearing type
101.60	86	112	28.58	13	150	270	24	34	30	45	32	40	6304

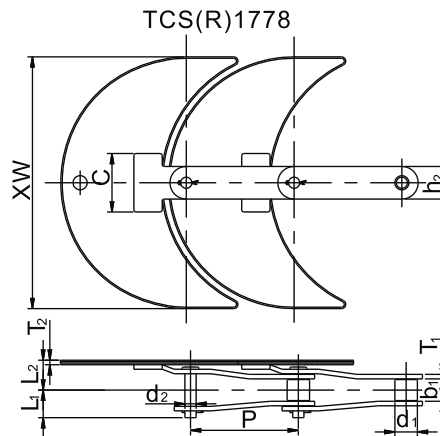
Catene da trasporto per materie plastiche / Conveyor Chains Used for Plastics



Catena Chain	Passo Pitch	Largh. interna Width between inner plates	Diam. Rullo Roller diameter			Altezza piastra Inner plate depth	Diametro Perno Pin diameter	Largh. catena ribadita Riveted chain width	Dimensioni degli attacchi Attachments dimensions					
	p	d ₁ min	b _{f1} max	b _{f2} max	b _{f3} max	h ₂ max	d ₂ max	L max	W	B	D ₁	D ₂	F	h
	mm	mm	mm	mm	mm	mm	mm	mm	mm	mm	mm	mm	mm	mm
24ARJ	38.10	25.22	22.23	22.23	36.20	36.00	11.10	58.00	141	70	34.50	52	76	18
P60RJ	60.00	21.30	-	33.00	44.30	30.2	9.45	51.00	197	116	25.00	45	90	18

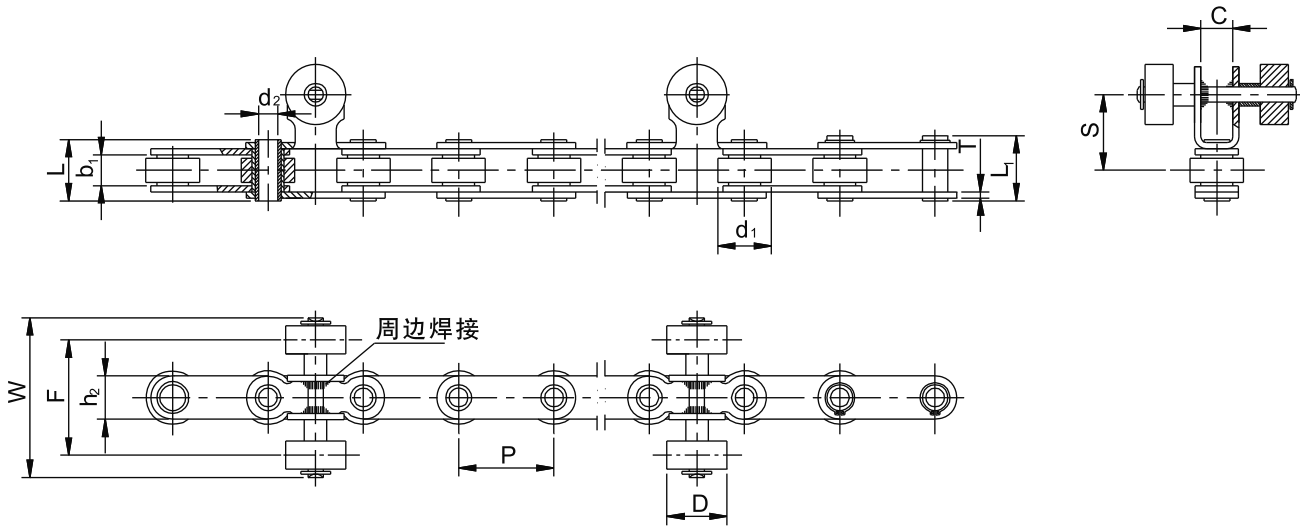
Catene da trasporto **con movimento curvo / Curved Movement top Chains**


Catena Chain	Passo Pitch	Diam. Rullo Roller diameter	Larghezza interna Width between inner plates	Altezza piastra Inner plate depth	Spessore piastra Plate thickness	Diametro Perno Pin diameter	Largh. catena ribadita Riveted chain width	Dimensioni degli attacchi Attachments dimensions			
	P	d ₁	b ₁	h ₂	T ₁	d ₂	L ₁	T ₂	L ₂	XW	C
	mm	mm	mm	mm	mm	mm	mm	mm	mm	mm	mm
TCS826 (TCR826)	76.20	15.88 (44.45)	15.80	23.00	3.20	7.94	19.50	3.20	17.90	82.60	41.30
TCS1143 (TCR1143)	76.20	15.88 (44.45)	15.80	23.00	3.20	7.94	19.50	3.20	17.90	114.30	41.30

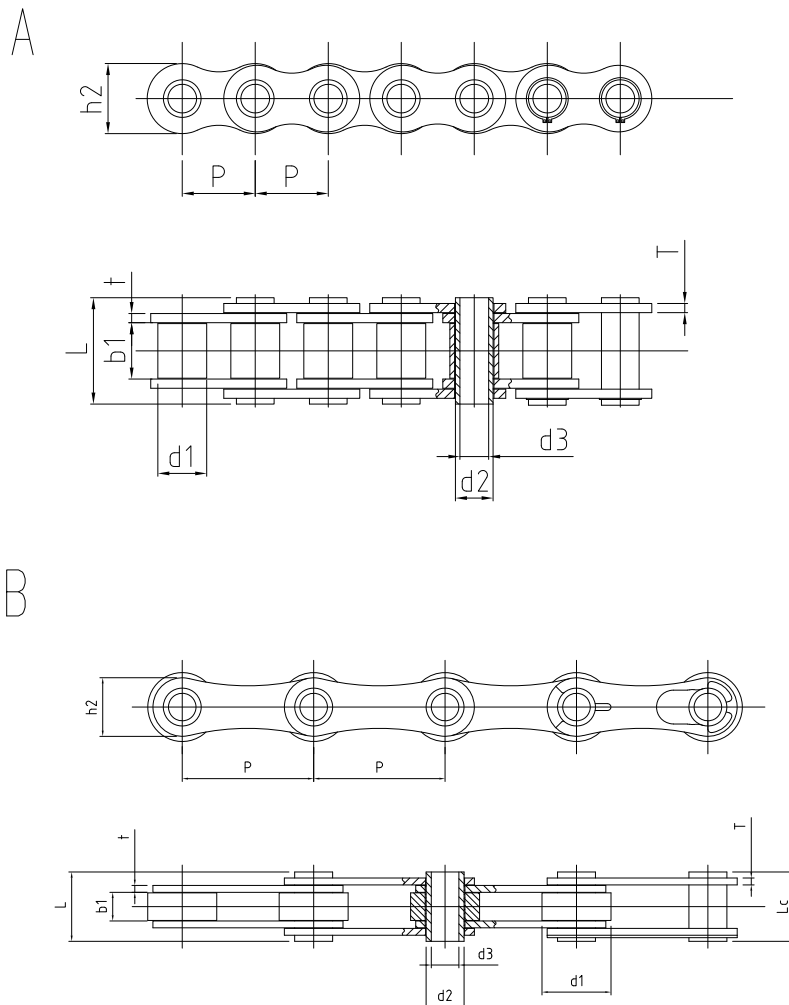


Catena Chain	Passo Pitch	Diam. Rullo Roller diameter	Larghezza interna Width between inner plates	Altezza piastra Inner plate depth	Spessore piastra Plate thickness	Diametro Perno Pin diameter	Largh. catena ribadita Riveted chain width	Dimensioni degli attacchi Attachments dimensions			
	P	d ₁	b ₁	h ₂	T ₁	d ₂	L ₁	T ₂	L ₂	XW	C
	mm	mm	mm	mm	mm	mm	mm	mm	mm	mm	mm
TCS1778 (TCR1778)	76.20	15.88 (44.45)	15.80	23.00	3.20	7.94	19.50	3.20	21.10	177.80	41.30

Catene da trasporto a perni forati con rullo folle / *Hollow pins Chains with Double Direction Roller*

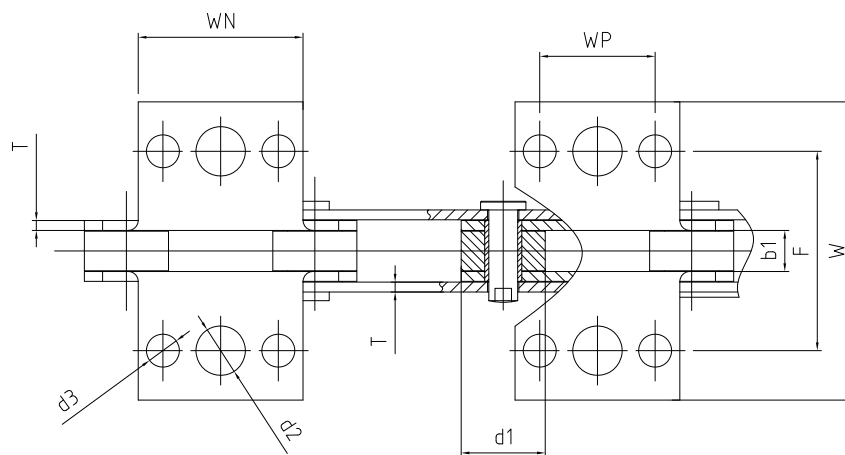
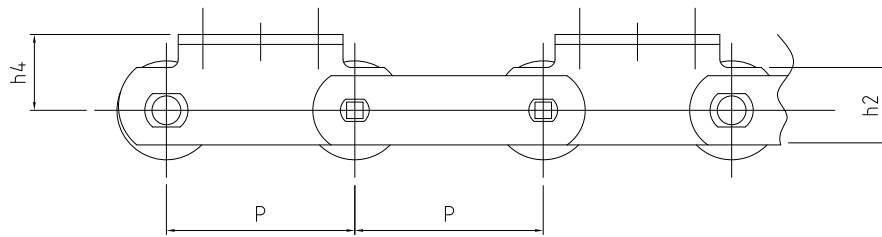


Passo <i>Pitch</i>	Larghezza interna <i>Width between inner plates</i>	Diam. Rullo <i>Roller diameter</i>	Altezza piastra <i>Inner plate depth</i>	Spessore piastra <i>Plate thickness</i>	Dimensioni perno forato <i>Hollow Pin Dimension</i>			Dimensioni degli attacchi <i>Attachments dimensions</i>					Carico di rottura min. <i>Ultimate tensile strength</i>
					d_2 min	L max	L_1 max	C	S	D	F	W max	Q min
mm	mm	mm	mm	mm	mm	mm	mm	mm	mm	mm	mm	mm	mm
50.80	15.80	28.58	23.20	3.26	10.10	32.60	34.30	17.00	40.30	32.00	62.50	85.00	38.50

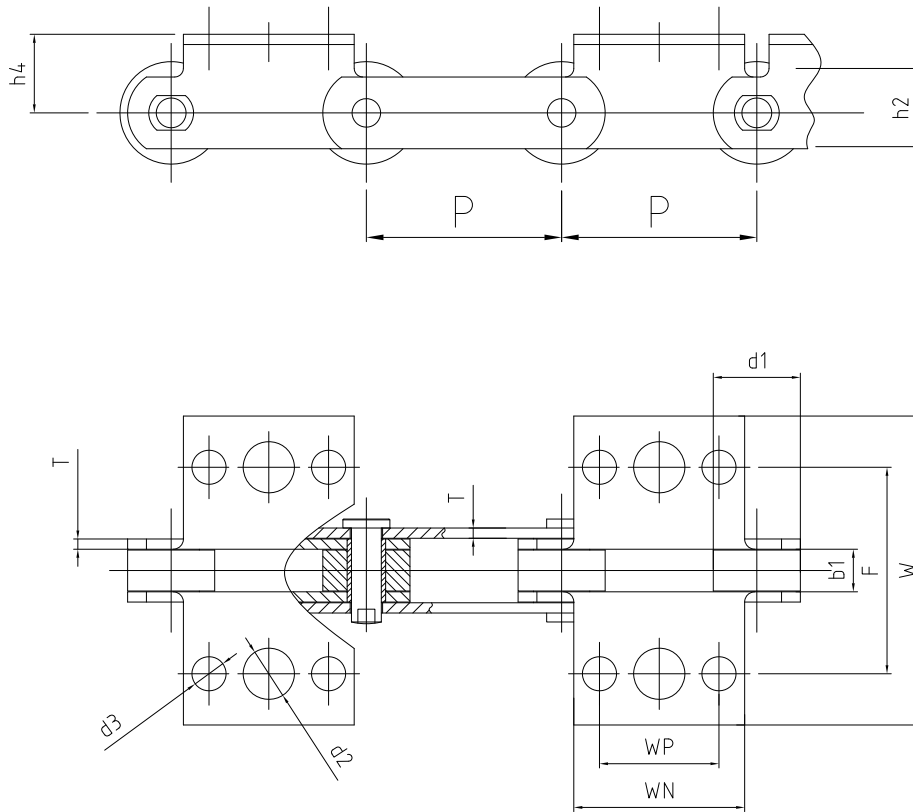
Catene da trasporto a perni forati / *Hollow pins* Conveyor Chains


Catena Chain	Passo Pitch	Diam. Rullo Roller diameter	Larghezza interna Width between inner plates	Diametro Perno Pin diameter		Largh. catena ribadita Riveted chain width		Altezza piastra Inner plate depth	Spessore piastra Plate thickness	Carico di rottura min. Ultimate tensile strength	Tipo Type
	P	d ₁ max	b ₁ min	d ₂ max	d ₃ max	L max	Lc max	h ₂ max	t/T	Q min	
	mm	mm	mm	mm	mm	mm	mm	mm	mm	KN	
10BHB	15.875	10.16	9.65	5.94	4.10	19.4	20.5	14.72	1.7	17	A
C2052HB	31.75	19.05	9.53	7.24	5.13	20.6	22.1	14.73	2.0	17.92	A
P40HB	40.0	26.0	10.0	11.4	8.20	27.0	29.0	24.0	3.0	32	A
P50HB	50.0	20.0	14.0	9.0	6.2	28.5	30.3	20.0	2.5	20.42	A
P50.8HBa	50.8	30.0	10.0	11.7	8.10	26.6	27.8	26.0	3.0	60	B
P50.8HBa				11.4	8.20						
P63HB	63.0	30.0	10.0	11.7	8.10	26.6	27.8	26.0	3.0	50	B

Catene da trasporto con **attacchi tipo K** / Conveyor Chains with **K Type Attachment**

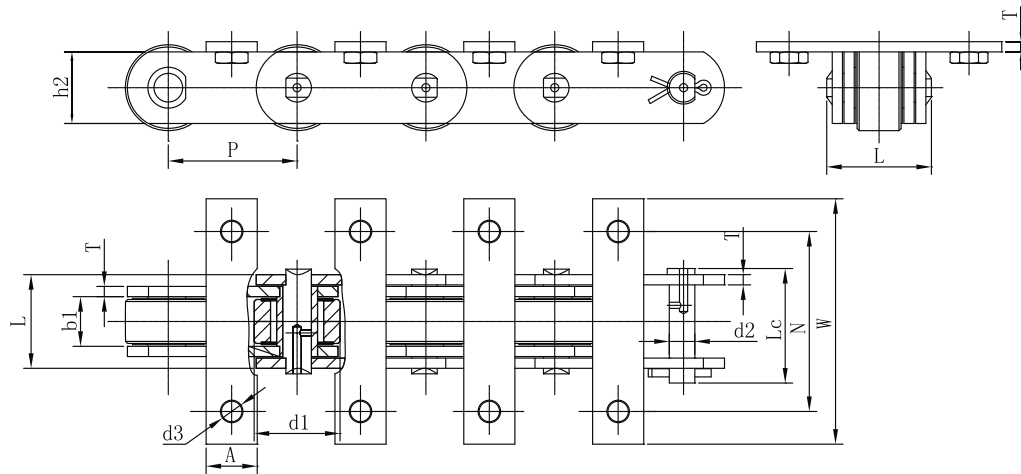


Catena Chain	Passo Pitch	Dimensioni Dimensions											Carico di rottura medio Average tensile strength	Peso al metro Weight per meter
	P	d ₁ max	b ₁ min	h2	h4	T	d2	d3	F	W	WN	WP	Q ₀	q ≈
	mm	mm	mm	mm	mm	mm	mm	mm	mm	mm	mm	mm	kN	kg/m
P101.6-2LK-3	101.6	57.15	31.75	44.45	36.5	6.35	15	10.3	101.6	132.6	82.55	50.8	191.3	14.05

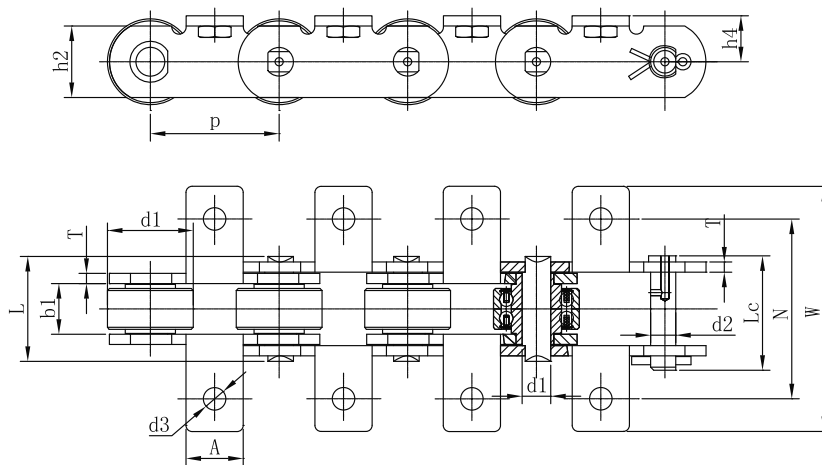
Catene da trasporto con **attacchi tipo K** / *Conveyor Chains with **K Type Attachment***


Catena Chain	Passo Pitch	Dimensioni Dimensions											Carico di rottura medio Average tensile strength	Peso al metro Weight per meter
	P	d _{1 max}	b _{1 min}	h2	h4	T	d2	d3	F	W	WN	WP	Q ₀	q ≈
	mm	mm	mm	mm	mm	mm	mm	mm	mm	mm	mm	mm	kN	kg/m
P127-2LK-3	127.0	69.85	38.1	50.8	41.28	9.5	15	10.3	101.6	138.9	82.55	50.8	308	21.95

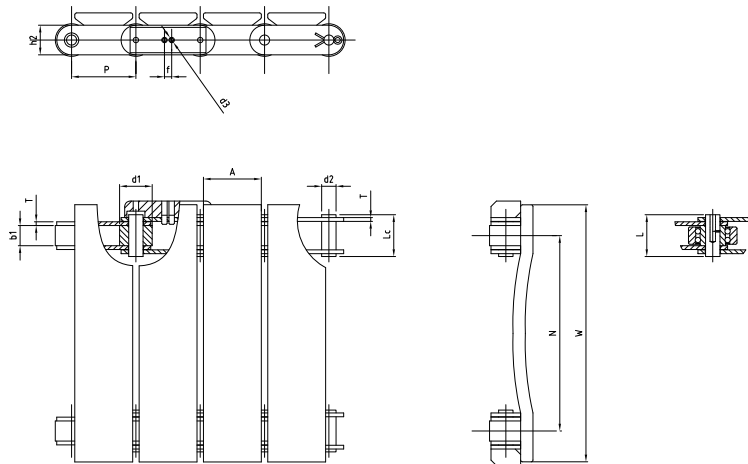
Catene da trasporto per il settore cartario / Paper Production Conveyor Chains



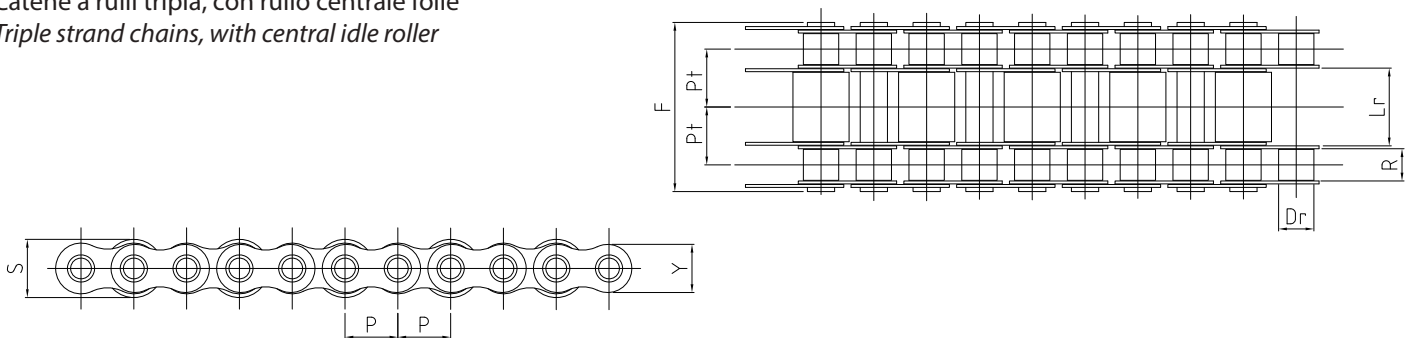
Catena Chain	Passo	Diam. Rullo	Larghezza interna	Diametro Perno	Largh. catena ribadita		Dimensioni degli attacchi				Altezza piastra	Spessore piastra	Carico di rottura min.
	Pitch	Roller diameter	Width between inner plates	Pin diameter	Riveted chain width		Attachments dimensions				Inner plate depth	Plate thickness	Ultimate tensile strength
	P	d ₁ max	b ₁ min	d ₂ max	L max	Lc max	d3	A	W	N	h ₂ max	T	Q min
	mm	mm	mm	mm	mm	mm	mm	mm	mm	mm	mm	mm	kN
FLP63	63	42	24.3	14	51.35	56	11	25	120	88	35	5	64



Catena Chain	Passo	Diam. Rullo	Larghezza interna	Diametro Perno	Largh. catena ribadita		Dimensioni degli attacchi					Altezza piastra	Spessore piastra	Carico di rottura min.
	Pitch	Roller diameter	Width between inner plates	Pin diameter	Riveted chain width		Attachments dimensions					Inner plate depth	Plate thickness	Ultimate tensile strength
	P	d ₁ max	b ₁ min	d ₂ max	L max	Lc max	d3	A	W	N	h ₄	h ₂ max	T	Q min
	mm	mm	mm	mm	mm	mm	mm	mm	mm	mm	mm	mm	mm	kN
FLP63e	63	42	24.3	14	51.35	56	11	28	120	88	22.5	35	5	64

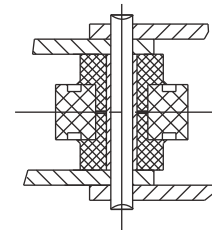
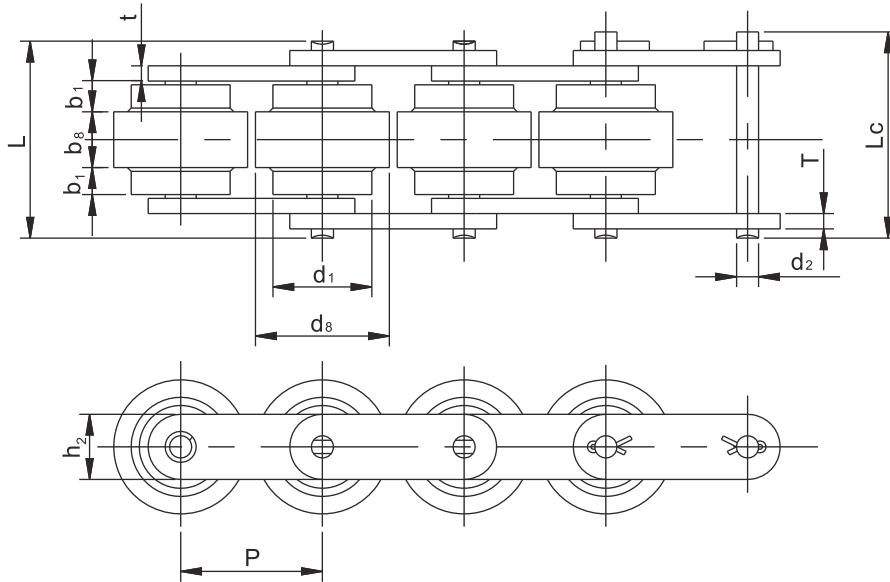
Catene per accumulo / Storage chains


Catena Universale Universal Chain	Passo Pitch	Diam. Rullo Roller diameter	Larghezza Interna Width between inner plates	Diam. Perno Pin diameter	Largh. catena ribadita Riveted chain width		Dimensioni degli attacchi Attachments dimensions					Altezza piastra interna Inner plate depth	Spessore piastra Plate thickness	Carico di rottura min. Ultimate tensile strength
	P	d ₁ max	b ₁ min	d ₂ max	L max	Lc max	d ₃	A	W	N	f	h ₂ max	T	Q min
	mm	mm	mm	mm	mm	mm	mm	mm	mm	mm	mm	mm	mm	kN
FLP63a-4LKG2	63	42	24.3	14	51.35	55.5	5.2	55	248	180	12.8	35	5/15	70.4
FLP63b-4LKG2		45												


**Catene a rulli tripla, con rullo centrale folle
Triple strand chains, with central idle roller**


Catena Chain	Passo Pitch	Largh. Int. Width between inner plates	Diam. rullo Roller diam.	Altezza piastra Inner plate depth	Passo trasvers. Transverse pitch	Diam. rullo folle Diameter of idle roller	Largh. rullo folle Width of idle roller	Interasse verticale Vertical distance between centers	Carico medio di rottura Medium breaking load
	P	R	Dr	Y	Pt	F	Lr	S	KN
	mm	mm	mm	mm	mm	mm	mm	mm	KN
ET 6-ACC	9,525	5,72	6,35	8,26	10,24	34	12	9,0	1.900
ET 8-ACC	12,70	7,75	8,51	11,90	13,92	45	17	13,5	3.600
ET 10-ACC	15,875	9,65	10,16	14,73	16,59	54	23	16,3	5.000
ET 12-ACC	19,05	11,68	12,07	17,50	19,46	62	28	18,6	6.000
ET 16-ACC	24,40	17,02	15,88	21,00	31,88	99	35	32,0	13.200
ET 24-ACC	38,10	25,40	25,40	35,80	49,36	152	45	47,0	29.000

Catene **Fly-Roller** / **Fly-Roller Chains**

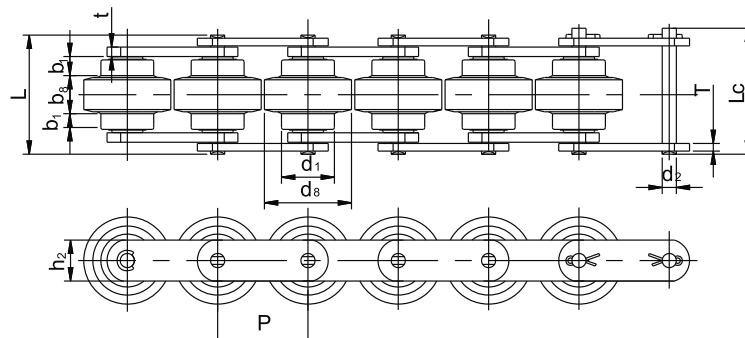


Tipo 1
Type 1

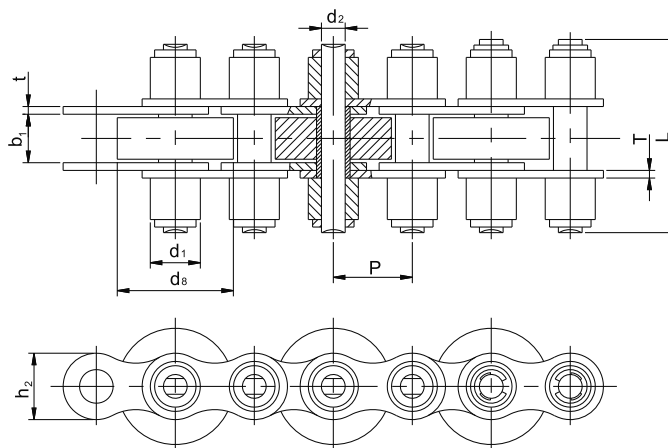


Tipo 2
Type 2

JB Catena JB Chain	Passo Pitch	Dimensioni Rullo Roller dimensions				Dimensioni Perno Pin dimensions			Dimensioni piastra Plate dimensions			Peso al metro Weight per meter
	P	d_1 max	d_8 max	b_1 max	b_8 max	d_2 max	L max	Lc max	h_2 max	T max	t max	q ≈
	mm	mm	mm	mm	mm	mm	mm	mm	mm	mm	mm	kg/m
BS25-C206B	19.05	11.91	18.30	4.00	8.00	3.28	24.00	25.60	8.20	1.30	1.50	0.52
BS25-C208A	25.40	15.88	24.60	5.70	10.30	3.96	31.00	32.80	11.70	1.50	1.50	0.79
BS25-C210A	31.75	19.05	30.60	7.10	13.00	5.08	39.50	41.20	15.00	2.06	2.06	1.36
BS25-C212A	38.10	22.23	36.60	8.50	15.50	5.94	48.80	50.50	18.00	3.25	3.25	2.19
BS30-C206B	19.05	9.00	18.30	4.50	9.10	3.28	26.30	29.60	7.28	1.30	1.50	0.50
BS30-C208A	25.40	11.91	24.60	6.10	12.50	3.96	35.60	39.50	9.60	1.50	2.00	0.83
BS30-C210A	31.75	14.80	30.60	7.50	15.00	5.08	43.00	47.10	12.20	2.00	2.40	1.27
BS30-C212A	38.10	18.0	37.00	9.75	20.00	5.94	58.10	62.70	15.00	3.00	4.00	2.14

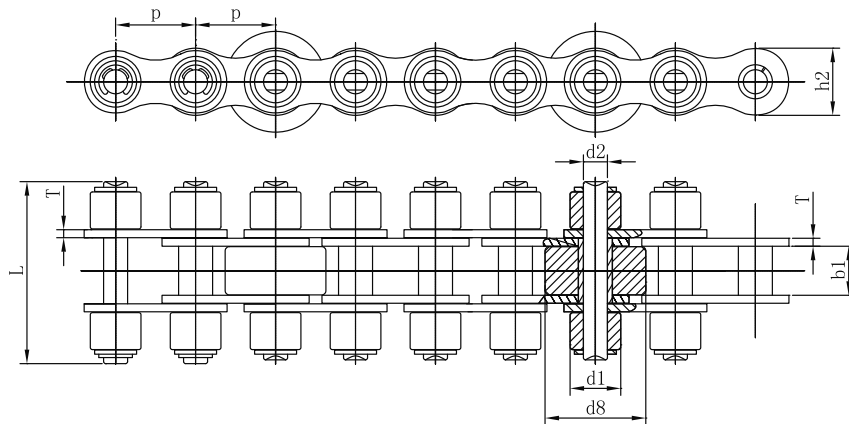
Catene Fly-Roller / Fly-Roller Chains


Catena Chain	Passo Pitch	Dimensioni Rullo Roller dimensions				Dimensioni Perno Pin dimensions			Dimensioni piastra Plate dimensions			Peso al metro Weight per meter
	p	d ₁ max	d ₈ max	b ₁ max	b ₈ max	d ₂ max	L max	Lc max	h ₂ max	T max	t max	q ≈
	mm	mm	mm	mm	mm	mm	mm	mm	mm	mm	mm	kg/m
RF2030VRP	19.05	11.91	18.30	4.00	8.00	3.59	24.10	25.30	9.00	1.50	1.50	0.60
RF2040VRP	25.40	15.88	24.60	5.70	10.30	3.97	31.60	32.80	12.00	1.50	2.00	1.00
RF2050VRP	31.75	19.05	30.60	7.10	13.00	5.09	39.10	40.80	15.00	2.00	2.40	1.40
RF2060VRP	38.10	22.23	36.60	7.80	14.40	5.94	50.20	52.90	17.20	3.20	4.00	2.00
RF2080VRP	50.80	28.58	48.00	15.00	20.00	7.92	71.60	74.00	23.00	4.00	4.00	3.90

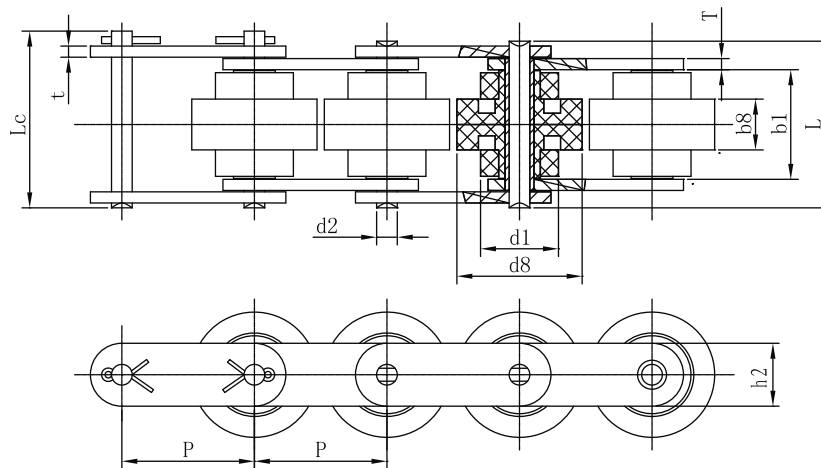


Catena Chain	Passo Pitch	Diam. Rullo Roller diameter		Larghezza interna Width between inner plates	Dimensioni Perno Pin dimensions		Dimensioni piastra Plate dimensions		Carico di rottura min. Ultimate tensile strength	Carico di rottura medio Average tensile strength
	p	d ₁ max	d ₈ max	b ₁ min	d ₂ max	L max	h ₂ max	T/t max	Q min	Q ₀
	mm	mm	mm	mm	mm	mm	mm	mm	kN	kN
08BS	12.70	8.51	16.0	7.75	4.45	27.0	11.81	1.5/1.6	18.0	19.8
12BS	19.05	12.07	28.0	11.68	5.72	45.4	16.13	1.85	28.9	31.7
12BS-P26	19.05	12.07	26.0	11.68	5.72	43.0	16.13	1.85	29.0	31.9

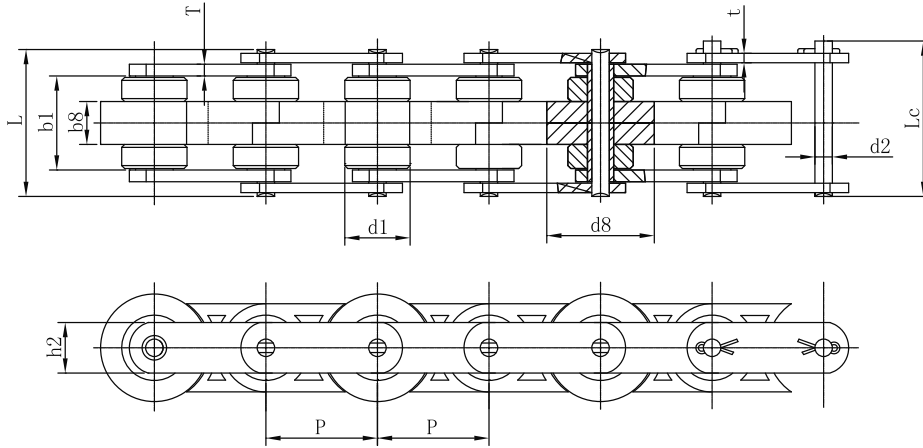
Catene **Fly-Roller** / **Fly-Roller** Chains



Catena Chain	Passo Pitch	Diam. Rullo Roller diameter		Larghezza interna Width between inner plates	Dimensioni Perno Pin dimensions		Dimensioni piastra Plate dimensions		Carico di rottura min. Ultimate tensile strength
	p	d ₁ max	d ₈ max	b ₁ min	d ₂ max	L max	h ₂ max	T max	Q min
	mm	mm	mm	mm	mm	mm	mm	mm	kN
12BSa	19.05	12.07	27.6	11.68	5.72	44.6	16	1.9	28.9

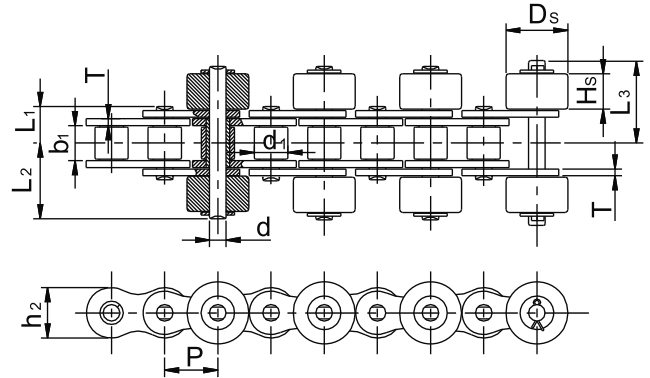
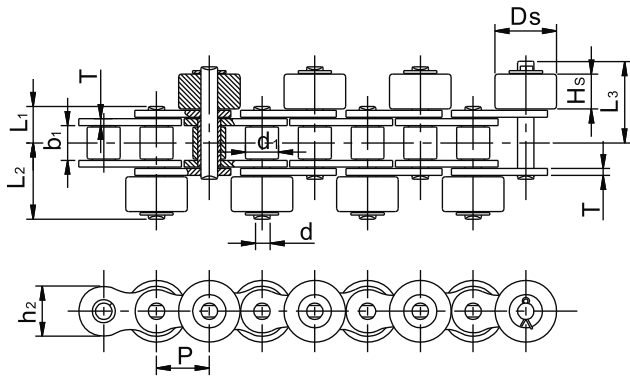


Catena Chain	Passo Pitch	Diam. Rullo Roller diameter			Larghezza interna Width between inner plates	Dimensioni Perno Pin dimensions			Dimensioni piastra Plate dimensions		Carico di rottura min. Ultimate tensile strength
	p	d ₁ max	d ₈ max	b ₈ max	b ₁ min	d ₂ max	L max	L _c max	h ₂ max	T max	Q min
	mm	mm	mm	mm	mm	mm	mm	mm	mm	mm	kN
BS25-C2060H			36	15	31.5		47-9	50.15			
BS25-C2060Ha	38.1	22.23	36.6	15.6	32.6	5.94	49.2	51.45	18.08	3.2	31.1
2060VRP-B			37	15	/		50.2	52.9		4/3.2	

Catene **Fly-Roller** / *Fly-Roller Chains*


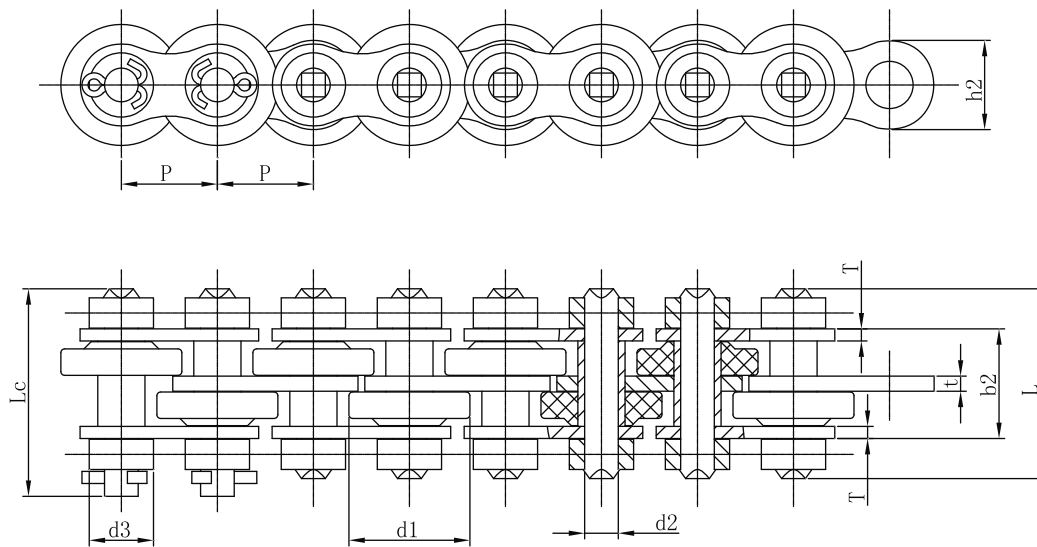
Catena Chain	Passo Pitch	Diam. Rullo Roller diameter			Larghezza interna Width between inner plates	Dimensioni Perno Pin dimensions			Dimensioni piastra Plate dimensions		Carico di rottura min. Ultimate tensile strength
	P	d_1 max	d_8 max	b_8 max	b_1 min	d_2 max	L max	L_c max	h_2 max	T max	Q min
	mm	mm	mm	mm	mm	mm	mm	mm	mm	mm	kN
C2060VRPd	38.1	22	35.8	14.9	32	5.94	50.2	52.9	18.08	4/3.2	31.1

Catene da trasporto con **rullo laterale** / **Side Roller Conveyor Chains**



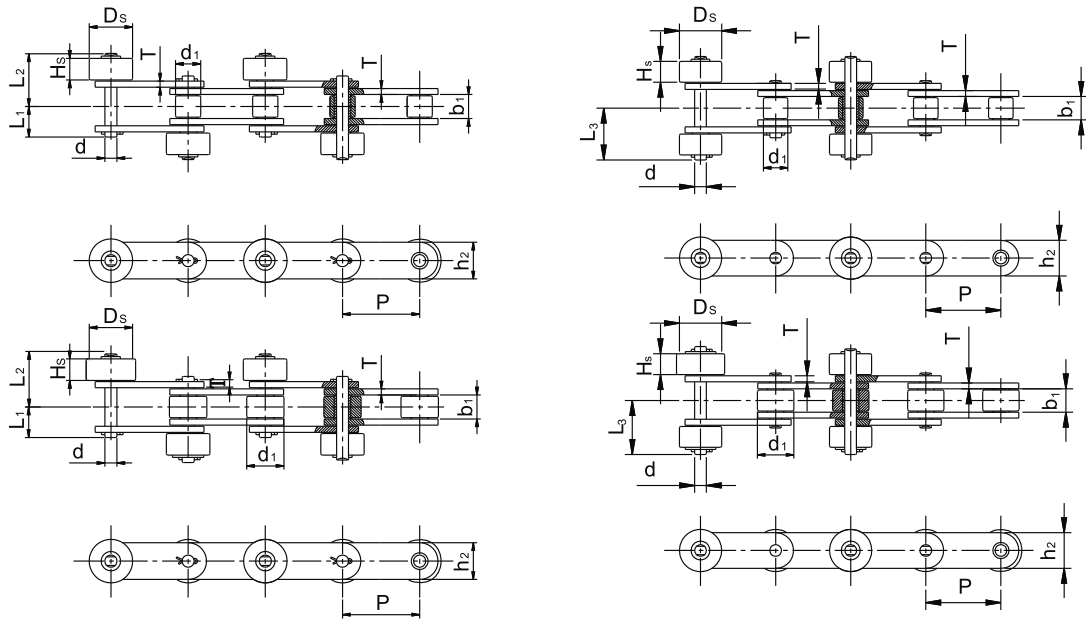
Catena Chain	Passo Pitch	Diam. Rullo Roller diameter	Larghezza interna Width between inner plates	Spessore piastra Plate thickness	Altezza piastra Plate depth	Dimensioni Perno Pin dimensions				Dimensioni rullo esterno Outer roller dimensions	
	P	d ₁ max	b ₁ min	T	h ₂ max	d	L ₁	L ₂	L ₃	D _s	H _s
	mm	mm	mm	mm	mm	mm	mm	mm	mm	mm	mm
40-SR	12.70	7.95	7.85	1.50	12.07	3.96	8.30	17.70	19.90	15.88	7.80
50-SR	15.875	10.16	9.43	2.06	15.09	5.08	10.30	21.50	23.50	19.05	9.40
60-SR	19.05	11.91	12.57	2.44	18.08	5.94	15.95	27.95	30.35	22.23	12.60
80-SR	25.40	15.88	15.75	3.26	24.13	7.92	16.35	35.05	37.95	28.58	15.80
100-SR	31.75	19.05	18.90	4.00	30.18	9.53	20.55	42.55	45.65	39.69	19.00

Su richiesta disponibile rullo esterno in materiale plastico / Available on request: outer roller in plastic material

Catene da trasporto con **rullo laterale** / **Side Roller Conveyor Chains**


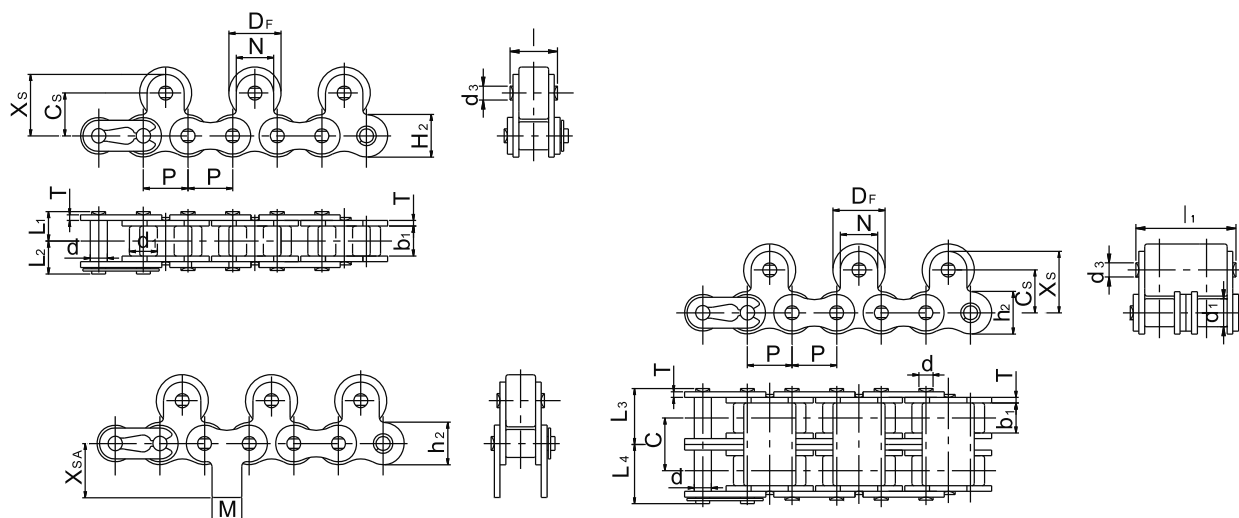
Catena Chain	Passo Pitch	Diam. Rullo Roller diameter		Diametro Perno Pin diameter	Largh. catena ribadita Riveted chain width		Larghezza tra piastre esterne Width between outer plates	Altezza piastra Inner plate depth	Spessore piastra Plate thickness	Carico di rottura min. Ultimate tensile strength
	P	d ₁ max	d ₃ max	d ₂ max	L max	L _c max	b ₂ max	h ₂ max	T	Q min
	mm	mm	mm	mm	mm	mm	mm	mm	mm	kN
08BSa	12.7	16	8.5	4.45	25.1	27.45	14.5	11.8	1.6/2	8.9

Catene da trasporto con rullo laterale / *Side Roller Conveyor Chains*



Catena Chain	Passo Pitch	Diam. Rullo Roller diameter	Larghezza interna Width between inner plates	Spessore piastra Plate thickness	Altezza piastra Inner plate depth	Dimensioni Perno Pin dimensions				Dimensioni rullo esterno Outer roller dimensions	
	P	d ₁ max	b ₁ min	T	h ₂ max	d	L ₁	L ₂	L ₃	D _s	H _s
	mm	mm	mm	mm	mm	mm	mm	mm	mm	mm	mm
C2040-SR	25.40	7.95	7.85	1.50	12.07	3.96	8.30	17.70	19.90	15.88	7.80
C2042-SR		15.88						23.10	24.50	23.00	13.00
C2050-SR	31.75	10.16	9.43	2.06	15.09	5.08	10.30	21.50	23.50	19.05	9.40
C2052-SR		19.05						25.30	27.00	27.00	13.00
C2060-SR	38.10	11.91	12.57	3.26	18.08	5.94	14.95	29.65	32.05	22.23	12.60
C2062-SR		22.23						30.05	32.45	30.00	13.00
C2080-SR	50.80	15.88	15.75	4.00	24.13	7.92	18.30	36.65	39.65	28.58	15.80
C2082-SR		28.58						39.65	28.58	15.80	
C2100-SR	63.50	19.05	18.90	4.80	30.18	9.53	22.05	44.20	47.30	39.69	19.00
C2102-SR		39.67						47.30	39.69	19.00	
C2060Ha-SR	38.10	22.23	12.57	3.26	18.08	5.94	-	29.65/	33.15/	30.00/	11.60/
C2062Ha-SR								30.65	35.45	22.23	12.60

Su richiesta disponibile rullo esterno in materiale plastico / Available on request: outer roller in plastic material

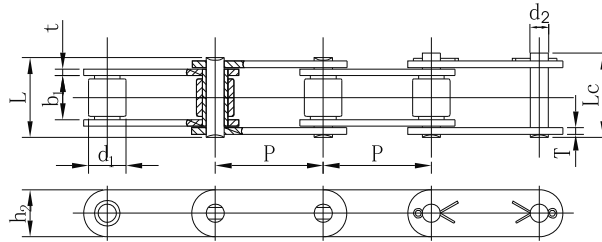
Catene a rulli semplici con rullo superiore folle / Single Strand Roller Chains with Idle Upper Roller


Catena Chain	Passo Pitch	Larghezza interna Width between inner plates	Diam. Rullo Roller diameter	Dimensioni Perno Pin dimensions					Dimensioni piastra Plate dimension		Passo trasv. Transverse pitch	Carico di rottura min. Ultimate tensile strength	Carico di rottura medio Average tensile strength			
				d	L ₁	L ₂	L ₃	L ₄	h ₂	T				C	Q	Q ₀
				mm	mm	mm	mm	mm	mm	mm				mm	kgf	kgf
40-TR	12.70	7.95	7.94	3.97	8.20	9.25	-	-	12.00	1.50	-	1,700	370			
50-TR	15.875	9.53	10.16	5.09	10.30	11.85	-	-	15.00	2.06	-	2,800	650			
60-TR	19.05	12.70	11.96	5.96	12.75	14.55	-	-	18.10	2.44	-	4,100	900			
80-TR	25.40	15.88	15.88	7.94	16.23	19.82	-	-	24.10	3.26	-	7,000	1,500			
100-TR	31.75	19.05	19.05	9.54	19.80	23.60	-	-	30.10	4.00	-	11,000	2,300			
40-2-TR	12.70	7.95	7.94	3.97	-	-	15.40	16.45	12.00	1.50	14.40	3,440	630			
50-2-TR	15.875	9.53	10.16	5.09	-	-	19.35	20.90	15.00	2.06	18.10	3,200	650			
60-2-TR	19.05	12.70	11.91	5.96	-	-	24.15	25.95	18.10	2.44	22.80	4,400	900			
80-2-TR	25.40	15.88	15.88	7.94	-	-	30.09	34.50	24.10	3.26	29.30	7,500	1,500			
100-2-TR	31.75	19.05	19.05	9.54	-	-	37.70	41.50	30.10	4.00	35.80	11,500	2,300			

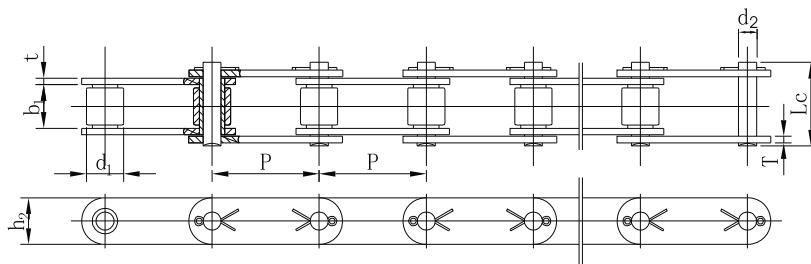
Attachments dimensions

D _F	C _S	N	X _S	X _{SA}	M	l	l ₁	d ₃	Peso al metro Weight per meter
mm	mm	mm	mm	mm	mm	mm	mm	mm	kg/m
15.88	12.70	9.50	17.45	17.40	9.50	13.20	-	4.03	1.30
19.05	15.90	12.70	22.25	23.05	12.70	16.20	-	5.20	1.90
22.23	18.30	15.90	26.25	26.85	15.90	20.60	-	6.10	2.90
28.58	24.60	19.10	34.15	35.45	19.10	25.70	-	8.07	4.80
36.69	31.80	25.40	44.50	44.00	25.40	31.10	-	9.73	7.90
15.88	12.70	9.50	17.45	17.40	9.50	-	28.30	3.97	2.60
19.05	15.90	12.70	22.25	23.05	12.70	-	34.30	5.20	3.80
22.23	18.30	15.90	26.25	26.85	15.90	-	43.40	6.10	5.80
28.58	24.60	19.10	34.15	35.45	19.10	-	55.00	8.07	9.60
36.69	31.80	25.40	44.50	44.00	25.40	-	66.90	9.73	15.80

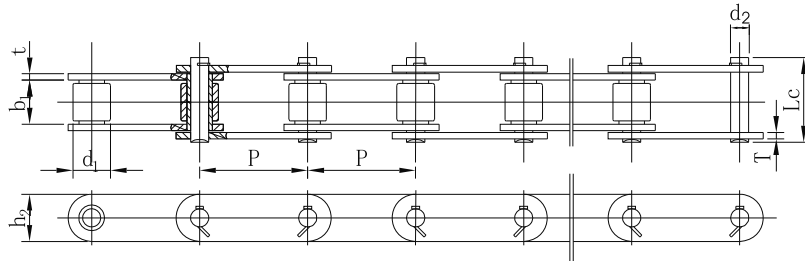
Catene da trasporto per l'industria del legno / Wood industry Conveyor Chains



Catena Chain	Passo Pitch	Diam. Rullo Roller diameter	Larghezza interna Width between inner plates	Diametro Perno Pin diameter	Largh. catena ribadita Riveted chain width		Altezza piastra Inner plate depth	Spessore piastra Plate thickness	Carico di rottura min. Ultimate tensile strength	Carico di rottura medio Average tensile strength	Peso al metro Weight per meter
	P	d ₁ max	b ₁ min	d ₂ max	L max	L _c max	h ₂ max	t/T	Q min	Q ₀	q ≈
	mm	mm	mm	mm	mm	mm	mm	mm	kN	kN	kg/m
81X	66.27	23.0	26.97	11.10	49.0	51.81	28.90	4.00	106.7	129.0	3.78
81Xa	66.27	23.0	26.97	11.10	48.3	52.4	28.90	4.00	92.9	106.7	3.80
81XH	66.27	23.0	26.97	11.10	60.1	63.4	31.35	7.40/5.65	151.9	175.7	5.88
81XHa	66.27	23.0	26.97	11.10	60.7	65.3	31.35	7.90/5.57	162	186.2	5.88
81XHd	66.27	23.0	26.97	11.10	61.3	64.4	31.35	8.0/5.6	162	186	6.02
81XHH	66.27	23.0	26.97	11.10	66.6	69.3	32.26	8.1/7.9	191.1	212.6	6.70
81XHHa	66.27	23.0	26.97	11.10	65.3	70.72	31.35	7.90	247.3	284.2	6.75

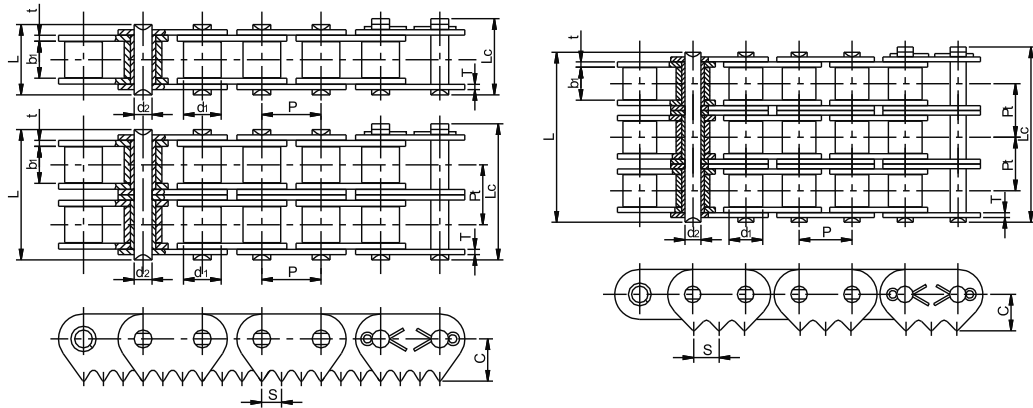


Catena Chain	Passo Pitch	Diam. Rullo Roller diameter	Larghezza interna Width between inner plates	Diametro Perno Pin diameter	Largh. catena ribadita Riveted chain width		Altezza piastra Inner plate depth	Spessore piastra Plate thickness	Carico di rottura min. Ultimate tensile strength	Carico di rottura medio Average tensile strength	Peso al metro Weight per meter
	P	d ₁ max	b ₁ min	d ₂ max	L max	L _c max	h ₂ max	t/T	Q min	Q ₀	q ≈
	mm	mm	mm	mm	mm	mm	mm	mm	kN	kN	kg/m
81XHb	66.27	23.0	26.97	11.10	-	67.6	31.35	7.40/5.65	151.9	175.7	5.88

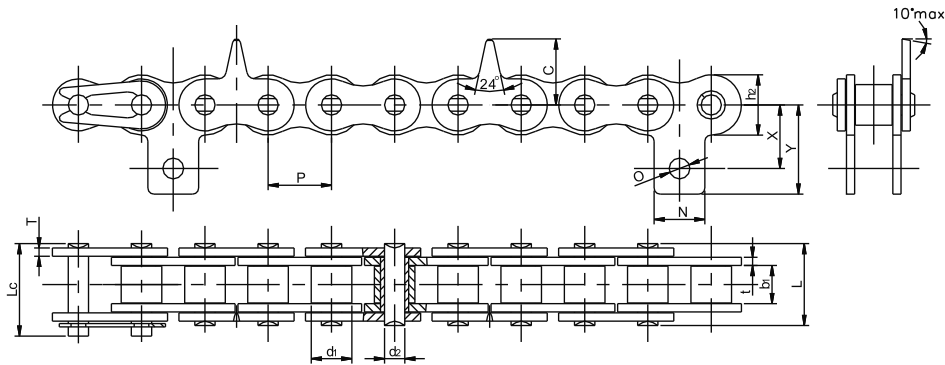
Catene da trasporto per l'**industria del legno** / **Wood industry Conveyor Chains**


Catena Chain	Passo Pitch	Diam. Rullo Roller diameter	Larghezza interna Width between inner plates	Diametro Perno Pin diameter	Largh. catena ribadita Riveted chain width		Altezza piastra Inner plate depth	Spessore piastra Plate thickness	Carico di rottura min. Ultimate tensile strength	Carico di rottura medio Average tensile strength	Peso al metro Weight per meter
	P	d_1 max	b_1 min	d_2 max	L max	L_c max	h_2 max	t/T	Q min	Q_0	q \approx
	mm	mm	mm	mm	mm	mm	mm	mm	kN	kN	kg/m
81XHC	66.27	23.0	26.97	11.10	-	65.3	31.65	7.40/5.65	151.9	175.7	5.88

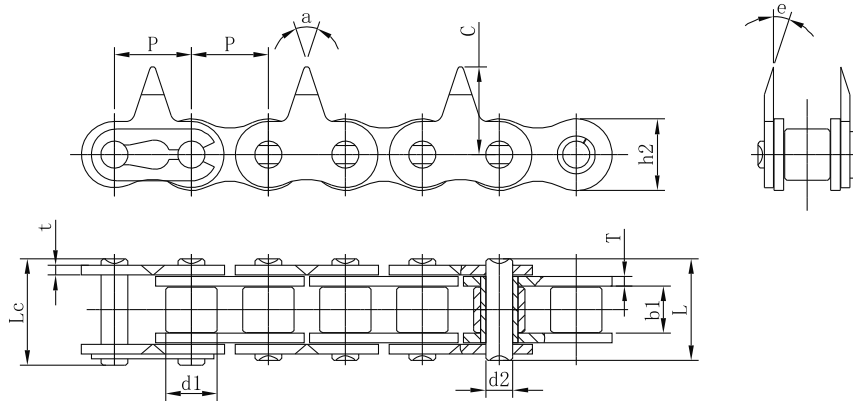
Catene da trasporto con **attacchi a punta** / **Sharp top Chains**



Catena Chain	Passo	Diam. Rullo	Larghezza interna	Diametro Perno	Largh. catena ribadita		Dimensioni degli attacchi	Dimensioni degli attacchi	Passo trasv.	Spessore piastra	Carico di rottura min.	Carico di rottura medio	Peso al metro
	Pitch	Roller diameter	Width between inner plates	Pin diameter	Riveted chain width		Att. dimensions	Att. dimensions	Transverse pitch	Plate thickness	Ultimate tensile strength	Average tensile strength	Weight per meter
	p	d ₁ max	b ₁ min	d ₂ max	L max	L _c max	C nom	S nom	Pt	t/T	Q min	Q ₀	q ≈
	mm	mm	mm	mm	mm	mm	mm	mm	mm	mm	kN	kN	kg/m
C12BSTD	19.05	12.07	11.68	5.72	22.5	24.37	13.5	6.31	-	1.9/1.7	28.9	34.4	1.36
C16AJ1-3	25.40	15.88	15.75	7.92	91.7	95.1	17.50	12.20	29.29	3.20	166.8	198.4	9.36
C16AJ2-3	25.40	15.88	15.75	7.92	91.7	95.1	17.50	6.35	29.29	3.20	166.8	198.4	9.58
C20AJ1-2	31.75	19.05	18.90	9.53	76.4	80.5	21.09	23.11	35.76	4.00	173.5	202.9	9.23
C20AJ2-3	31.75	19.05	18.90	9.53	112.2	116.3	21.09	23.11	35.76	4.00	260.2	309.6	13.40
C24BCX	38.10	25.40	25.40	14.63	53.4	60	19.70	12.70	-	5.8/4.8	160.0	190.1	7.71

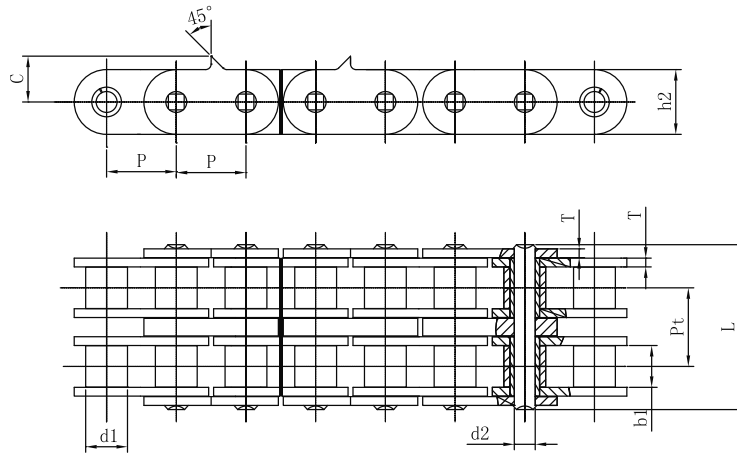
Catene da trasporto con **attacchi a punta / Sharp top Chains**


Catena Chain	Passo Pitch	Diam. Rullo Roller diameter	Larghezza interna Width between inner plates	Diametro Perno Pin diameter	Largh. catena ribadita Riveted chain width		Dimensioni Dimensions					Altezza piastra Inner plate depth	Spessore piastra Plate thickness	Carico di rottura min. Ultimate tensile strength	Peso al metro Weight per meter
	P	d ₁ max	b ₁ min	d ₂ max	L max	L _c max	C	X	Y	O	N	h ₂ max	t/T	Q min	q ≈
	mm	mm	mm	mm	mm	mm	mm	mm	mm	mm	mm	mm	mm	kN	kg/m
C50	15.875	10.16	9.40	5.08	20.5	23.15	16.51	15.9	22.3	5.2	12.7	15.09	2.06	21.8	1.36

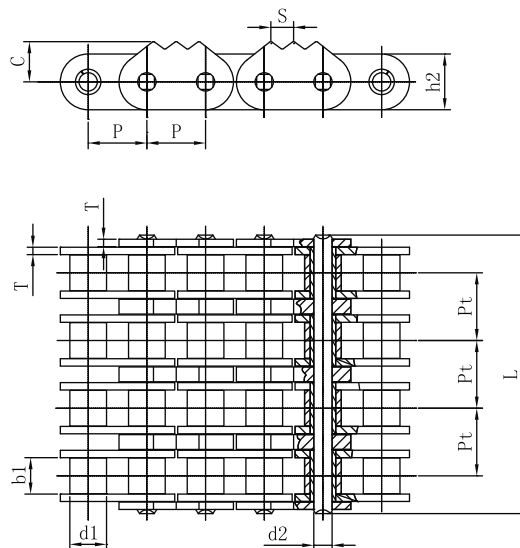


Catena Chain	Passo Pitch	Diam. Rullo Roller diameter	Larghezza interna Width between inner plates	Diametro Perno Pin diameter	Largh. catena ribadita Riveted chain width		Dimensioni Dimensions			Altezza piastra Inner plate depth	Spessore piastra Plate thickness	Carico di rottura min. Ultimate tensile strength
	P	d ₁ max	b ₁ min	d ₂ max	L max	L _c max	a	C	e	h ₂ max	t/T	Q min
	mm	mm	mm	mm	mm	mm	mm	mm	mm	mm	mm	kN
08B-2LSTD INOX	12.7	8.51	7.8	4.45	16.95	18.9	37°	14.5	15°	11.8	1.7/1.5	12

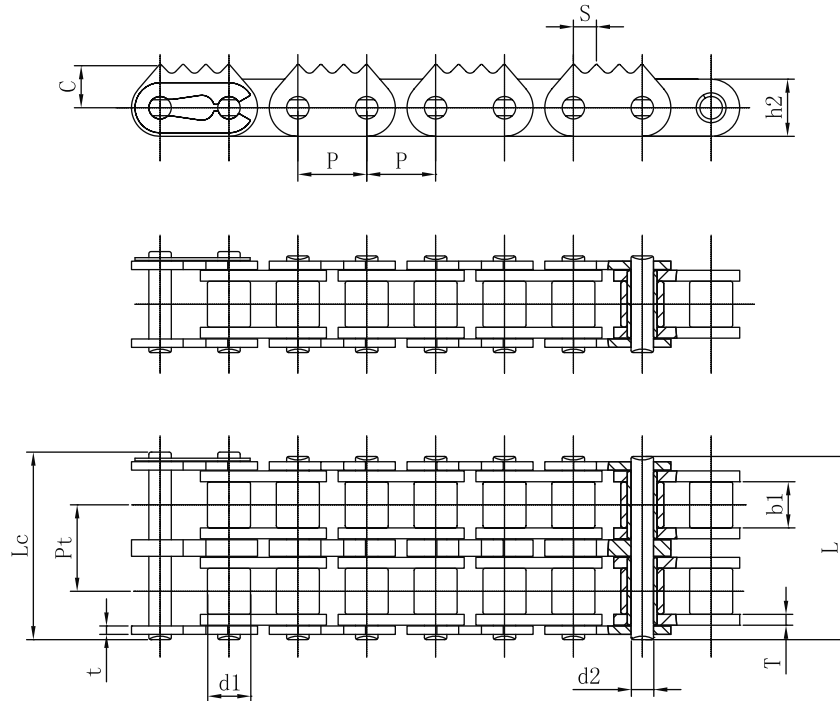
Catene da trasporto con **attacchi a punta** / **Sharp top Chains**



Catena Chain	Passo Pitch	Dimensioni Dimensions								Carico di rottura min. Ultimate tensile strength	Peso al metro Weight per meter
	P	d_1 max	b_1 min	h_2	T	d_2 max	P_t	C	L	Q min	q ≈
	mm	mm	mm	mm	mm	mm	mm	mm	mm	kN	kg/m
C100-2-4LSTD	31.75	19.05	18.9	29.62	4	9.54	35.76	20.88	75.01	173.5	9.38

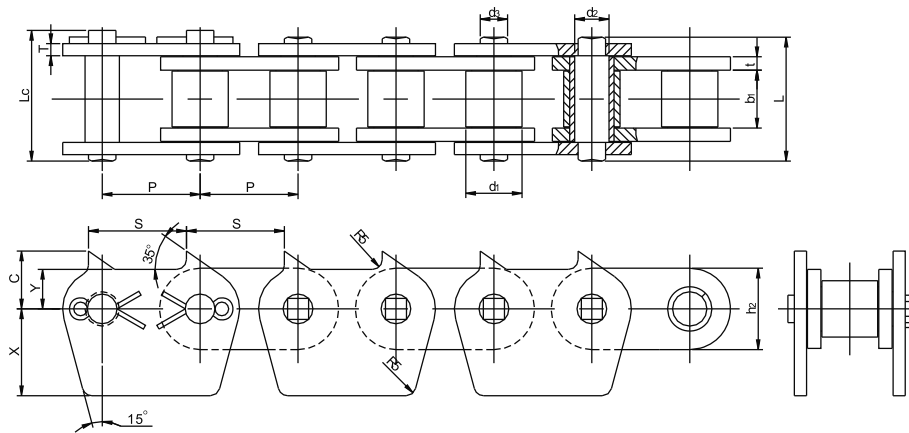


Catena Chain	Passo Pitch	Dimensioni Dimensions									Carico di rottura min. Ultimate tensile strength	Peso al metro Weight per meter
	P	d_1 max	b_1 min	h_2	T	d_2 max	P_t	C	L	S	Q min	q ≈
	mm	mm	mm	mm	mm	mm	mm	mm	mm	mm	kN	kg/m
C80-4-2LSTD	25.4	15.88	15.75	23.97	3.2	7.92	29.29	17.4	120.24	9.85	222.4	12.89

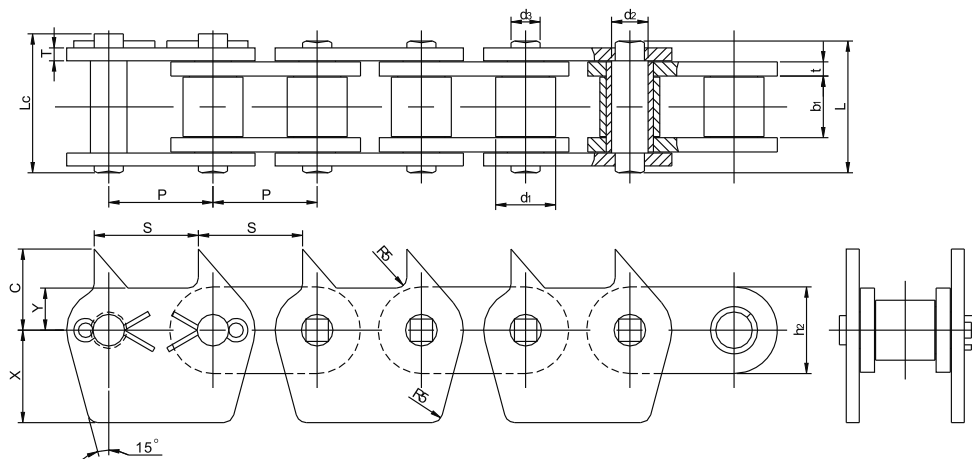
Catene da trasporto con **attacchi a punta / Sharp top Chains**


Catena Chain	Passo Pitch	Dimensioni Dimensions										Carico di rottura min. Ultimate tensile strength	Peso al metro Weight per meter			
		P	d ₁ max	b ₁ min	h ₂	t/T	d ₂ max	Pt	C	L	Lc			S	Q min	q ≈
		mm	mm	mm	mm	mm	mm	mm	mm	mm	mm			mm	kN	kg/m
C16B-1-2LSTD-4	25.4	15.88	17.02	21.08	3.1/4	8.28	/	16.0	35.65	37.27	8.4	60	3.17			
C16B-2-2LSTD-4							31.88		67.55	69.15				7.4		

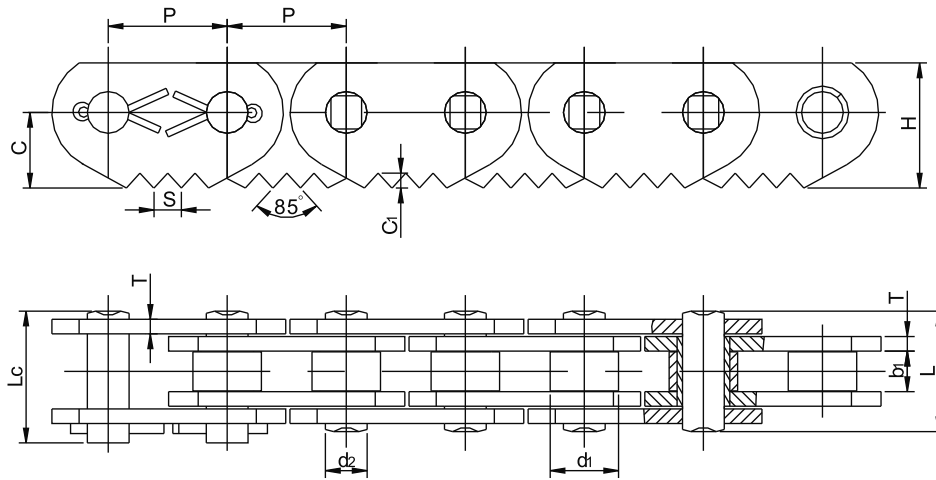
Catene da trasporto con **attacchi a punta** / **Sharp top Chains**



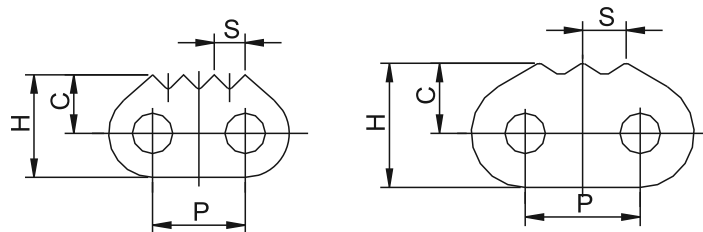
Catena Chain	Passo Pitch	Diam. Rullo Roller diameter	Larghezza interna Width between inner plates	Diametro Perno Pin diameter	Largh. catena ribadita Riveted chain width		Dimensioni Dimensions					Altezza piastra Inner plate depth	Spessore piastra Plate thickness	Carico di rottura min. Ultimate tensile strength	Peso al metro Weight per meter
	P	d ₁ max	b ₁ min	d ₂ max	L max	L _c max	C	X	Y	S	d ₃	h ₂ max	t/T	Q min	q ≈
	mm	mm	mm	mm	mm	mm	mm	mm	mm	mm	mm	mm	mm	kN	kg/m
32BJ2a	50.8	29.21	30.99	17.81	64.2	67.7	30	45	20.5	50.8	15.42	42.2	6.96/6.30	280	12.02



Catena Chain	Passo Pitch	Diam. Rullo Roller diameter	Larghezza interna Width between inner plates	Diametro Perno Pin diameter	Largh. catena ribadita Riveted chain width		Dimensioni Dimensions					Altezza piastra Inner plate depth	Spessore piastra Plate thickness	Carico di rottura min. Ultimate tensile strength	Peso al metro Weight per meter
	P	d ₁ max	b ₁ min	d ₂ max	L max	L _c max	C	X	Y	S	d ₃	h ₂ max	t/T	Q min	q ≈
	mm	mm	mm	mm	mm	mm	mm	mm	mm	mm	mm	mm	mm	kN	kg/m
32BJ2b	50.8	29.21	30.99	17.81	64.2	67.7	39.52	45	20.5	50.8	15.42	42.2	6.96/6.30	280	12.03

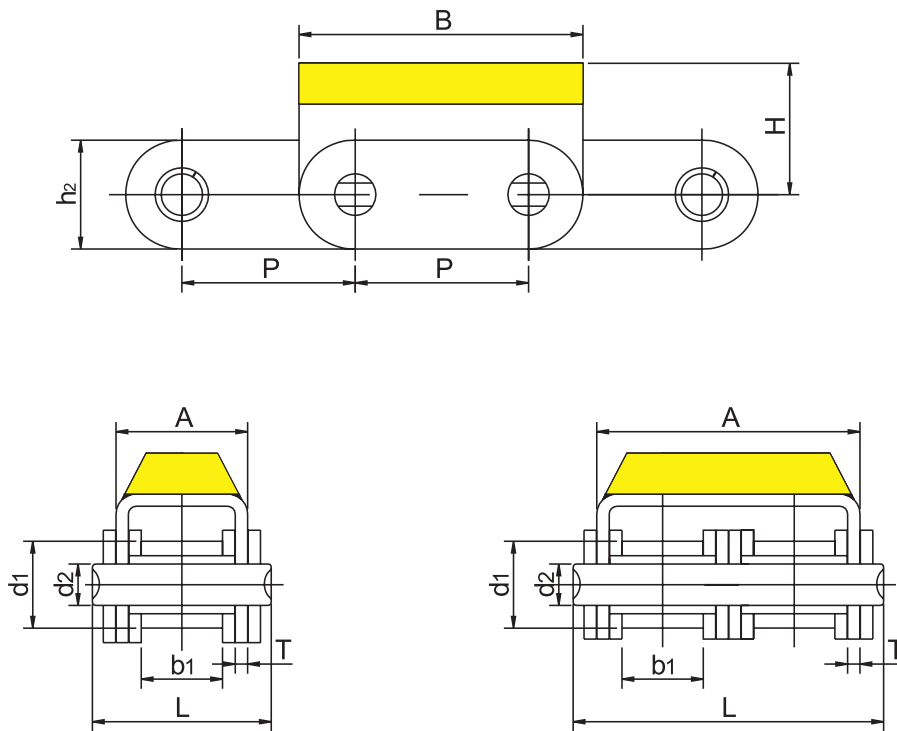
Catene da trasporto con **attacchi a punta / Sharp top Chains**


Catena Chain	Passo Pitch	Diam. Rullo Roller diameter	Larghezza interna Width between inner plates	Diametro Perno Pin diameter	Largh. catena ribadita Riveted chain width		Dimensioni Dimensions				Spessore piastra Plate thickness	Carico di rottura min. Ultimate tensile strength	Peso al metro Weight per meter
	P	d ₁ max	b ₁ min	d ₂ max	L max	L _c max	C	H	C ₁	S	t/T	Q min	q ≈
	mm	mm	mm	mm	mm	mm	mm	mm	mm	mm	mm	kN	kg/m
C32BJ4	50.8	29.21	17.2	17.81	52.2	56.2	32.24	53.34	6.35	11.6	7.0	250.0	11.67



Catena Chain	P	C	S	H
	mm	mm	mm	mm
C80STD	25.40	16.05	8.43	28.10
C100STD	31.75	19.20	11.91	34.01

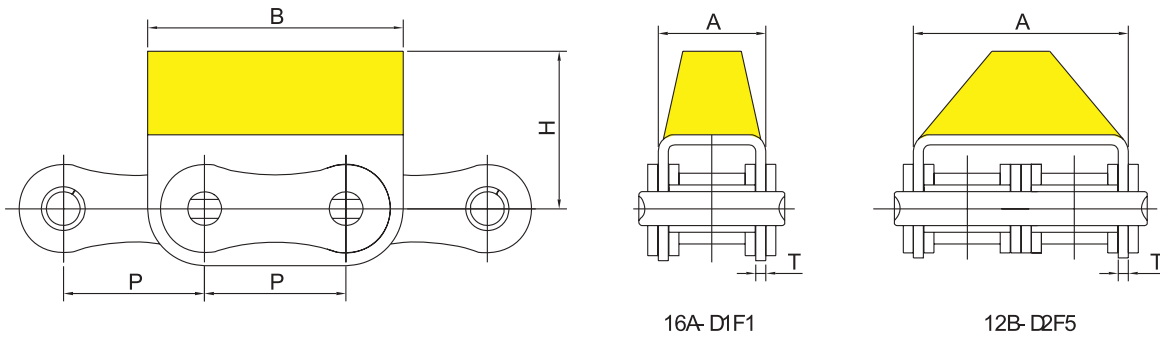
Catene con **cavallotti vulcanizzati** / *Roller Chains with **Vulcanized Elastomer Profiles***



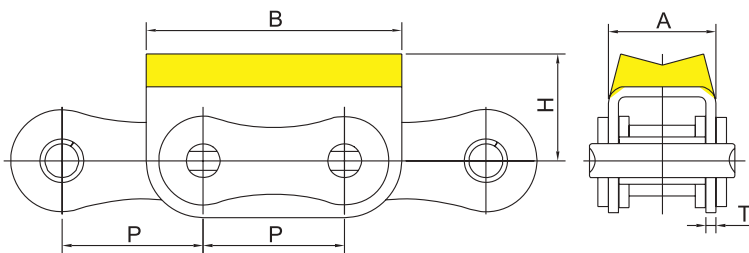
Profilo D1 / D1 Profile

Profilo D2 / D2 Profile

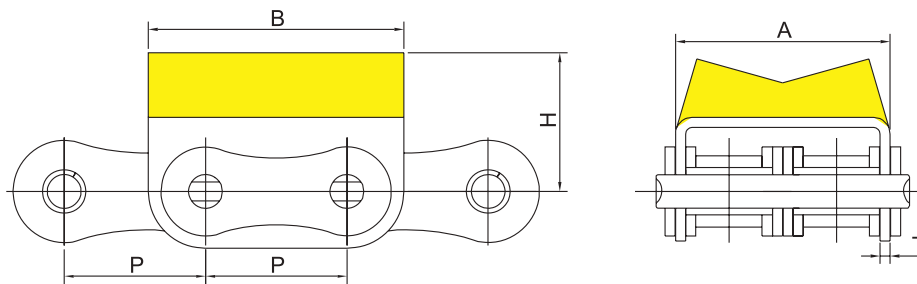
Catena Chain	Passo Pitch	Diam. Rullo Roller diameter	Larghezza interna Width between inner plates	Diametro Perno Pin diameter	Largh. catena ribadita Riveted chain width	Dimensioni Dimensions					Carico di rottura min. Ultimate tensile strength	Peso al metro Weight per meter
	P	d ₁ max	b ₁ min	d ₂ max	L max	h ₂ max	A	B	H	T	Q min	q ≈
	mm	mm	mm	mm	mm	mm	mm	mm	mm	mm	kN	kg/m
C08B-D1	12.70	8.51	7.75	4.45	20.0	11.8	14.6	24.2	12.3	1.60	18.0	1.30
C08B-D2	12.70	8.51	7.75	4.45	34.3	11.8	28.4	24.2	12.3	1.50	32.0	2.29
C10B-D1	15.875	10.16	9.65	5.08	23.2	14.7	16.8	30.0	17.0	1.60	19.0	1.75
C10B-D2	15.875	10.16	9.65	5.08	39.7	14.7	33.3	30.0	17.0	1.50	44.5	2.95
C12B-D1	19.05	12.07	11.68	5.72	25.7	16.0	19.6	36.0	21.0	1.85	29.0	2.15
C16A-D1	25.40	15.88	15.75	7.92	37.2	24.0	27.5	46.0	20.0	2.42	42.0	4.34
C16B-D1	25.40	15.88	17.02	8.28	39.7	21.0	29.05	49.0	21.4	1.60	58.0	4.11
C20B-D1	31.75	19.05	19.56	10.19	48.0	26.4	36.0	57.0	27.0	3.50	85.0	6.65
C24B-D1	38.10	25.40	25.40	14.63	61.6	33.2	47.0	72.6	34.0	4.50	160.0	11.63

Catene con **cavallotti vulcanizzati** / *Roller Chains with **Vulcanized Elastomer Profiles***


Catena Chain	P	A	B	H	T
	mm	mm	mm	mm	mm
12B-D2F5	19.05	39.1	36.0	28.0	1.85
16A-D1F1	25.40	27.5	46.0	21.4	2.42

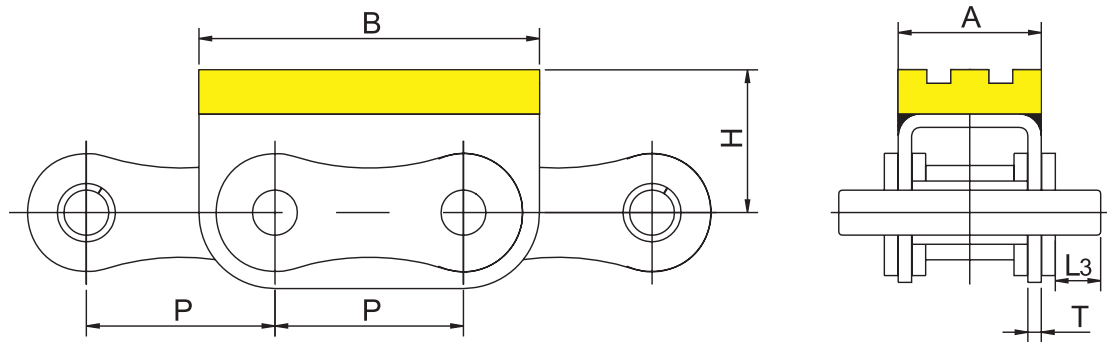


Catena	P	A	B	H	T
Universal Chain	mm	mm	mm	mm	mm
12B-D1F1	19.05	19.6	36.0	18.0	1.85

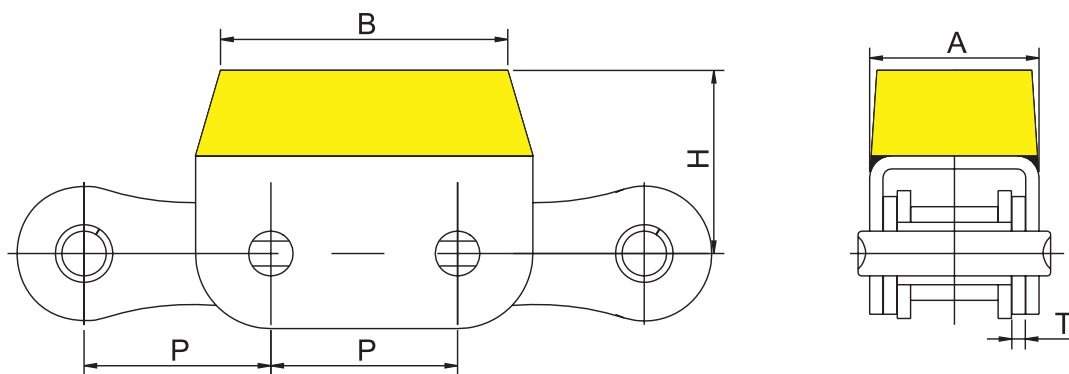


Catena Chain	P	A	B	H	T
	mm	mm	mm	mm	mm
12B-D2F4	19.05	39.1	36.0	27.5	1.85

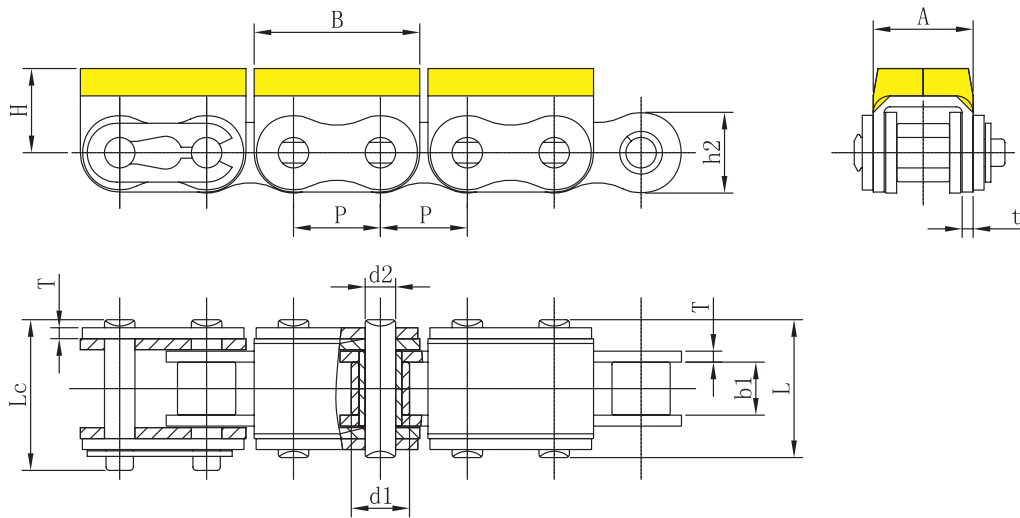
Catene con **cavallotti vulcanizzati** / Roller Chains with **Vulcanized Elastomer Profiles**



Catena Chain	P	A	B	H	T	L3
	mm	mm	mm	mm	mm	mm
16A-D1F3	25.40	27.5	49.0	21.4	2.42	8.25

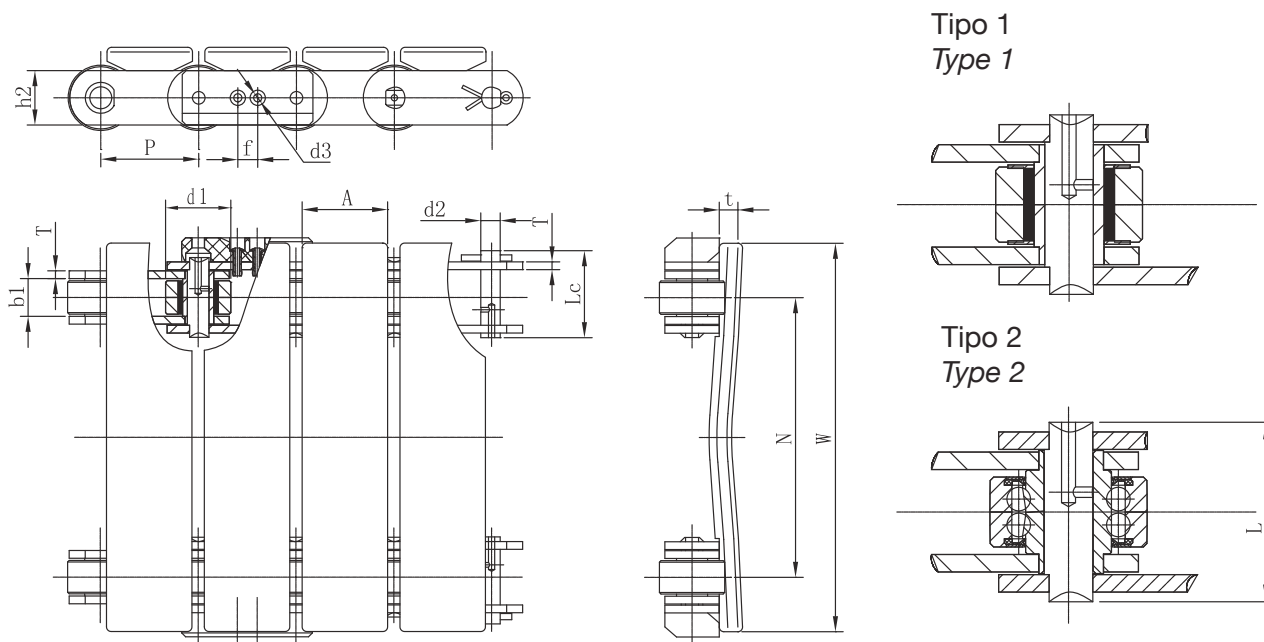


Catena Chain	P	A	B	H	T
	mm	mm	mm	mm	mm
24A-D1F1	38.1	55.5	70	46.5	4.8

Catene con **cavallotti vulcanizzati** / *Roller Chains with **Vulcanized Elastomer Profiles***


Catena Chain	Passo	Diam. Rullo	Larghezza interna	Diametro Perno	Largh. catena ribadita		Dimensioni degli attacchi			Altezza piastra max	Spessore piastra	Carico di rottura min.
	Pitch	Roller diameter	Width between inner plates	Pin diameter	L max	L _c max	Attachments dimensions			Inner plate depth	Plate thickness	Ultimate tensile strength
	P	d ₁ max	b ₁ min	d ₂ max	L max	L _c max	A	B	H	h ₂ max	T/t	Q min
	mm	mm	mm	mm	mm	mm	mm	mm	mm	mm	mm	kN
08B-G1	12.7	8.51	7.75	4.45	20.15	22.1	14.6	24.2	12.3	11.8	1.6	17.8
12B-G1	19.05	12.07	11.68	5.72	26.0	27.67	19.6	36.0	21.0	16.0	1.9/1.85	28.9

Catene da trasporto per il settore cartario / Paper Production Conveyor Chains



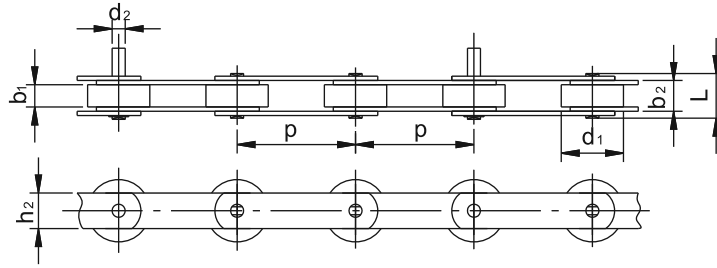
Catena Chain	Passo	Diam. Rullo	Larghezza interna	Diametro Perno	Largh. catena ribadita		Dimensioni degli attacchi					Altezza piastra	Spessore piastra	Carico di rottura min.
	Pitch	Roller diameter	Width between inner plates	Pin diameter	Riveted chain width		Attachments dimensions					Inner plate depth	Plate thickness	Ultimate tensile strength
	p	d ₁ max	b ₁ min	d ₂ max	L max	L _c max	d ₃	A	W	N	f	h ₂ max	T	Q min
	mm	mm	mm	mm	mm	mm	mm	mm	mm	mm	mm	mm	mm	kN
FLP63a-4LKG2	63	42	24.3	14	51.35	56	5.2	55	248	180	12.8	35	5/15	64
FLP63b-4LKG2		45												



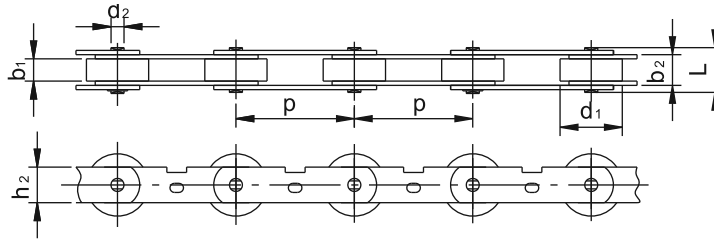
INDUSTRIES



CATENE PER SCALE MOBILI
ESCALATOR STEP CHAINS

Catene per **scale mobili** standard / *Standard Escalator Step Chains*


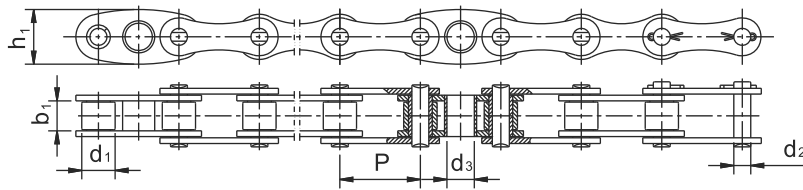
Catena Chain	Passo Pitch	Diam. Rullo Roller diameter	Larghezza interna Width between inner plates	Diametro Perno Pin diameter	Altezza piastra Inner plate depth	Lunghezza rullo Outer width of roller link	Diam. interno bussola Inner diameter of bush	Largh. catena ribadita Riveted chain width	Carico di prova Test load	Carico di rottura min. Ultimate tensile strength	Attacco tipo Attachment Type	Numero gradini per maglia Steps per link	Distanza tra i gradini Distance between steps
	p	d ₁ max	b ₁ min	d ₂ max	h ₂ max	b ₂ max	*d ₃ min	L max	Q min				
	mm	mm	mm	mm	mm	mm	mm	mm	N	kN			
TL133	133.33	70.2	27	14.63	40.5	37.5	14.72	55	9000	180	D	3	400
TL133H	133.33	80	27	24	50	37.5	24.1	56.5	10000	220	D	3	400
TL135	135.47	76.4	22.3	12.8	32	32.6	12.87	49.7	6150	123	D	3	406.4

 *d₃ non indicato / *d₃ not shown


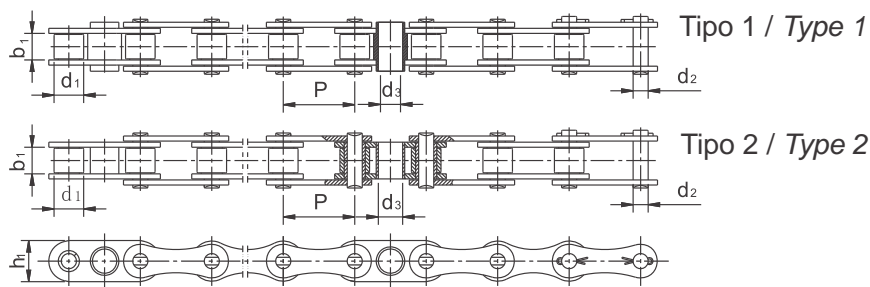
Catena Chain	Passo Pitch	Diam. Rullo Roller diameter	Larghezza interna Width between inner plates	Diametro Perno Pin diameter	Altezza piastra Plate depth	Larghezza rullo Outer width of roller link	Diam. interno bussola Inner diameter of bush	Largh. catena ribadita Riveted chain width	Carico di prova Test load	Carico di rottura min. Ultimate tensile strength	Attacco Tipo Attachment Type
	p	d ₁ max	b ₁ min	d ₂ max	h ₂ max	b ₂ min	*d ₃ min	L max	Q min		
	mm	mm	mm	mm	mm	mm	mm	mm	N	kN	
RL133	133.33	70.2	27	14.63	40.5	37.5	14.72	55	9000	180	-
RL135	134.5	70.2	27	14.63	40.5	37.5	14.72	55	9000	180	-

 *d₃ non indicato / *d₃ not shown

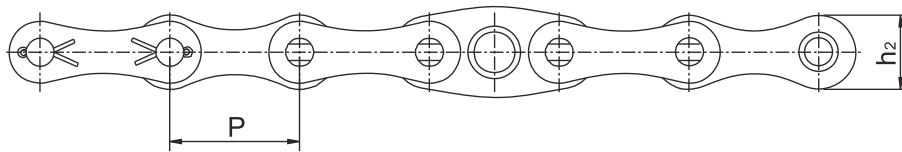
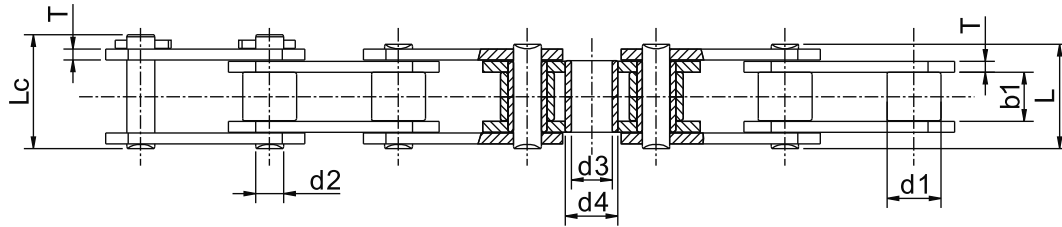
Catene per **scale mobili** standard / *Standard Escalator Step Chains*



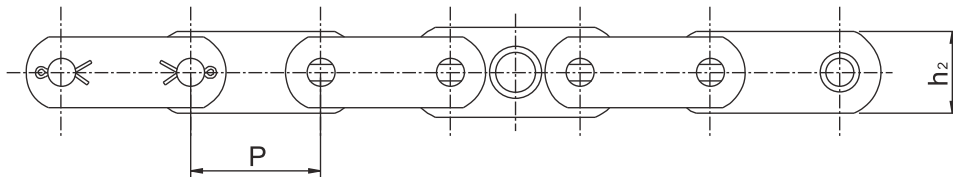
Catena Chain	Passo Pitch	Diam. Rullo Roller diameter	Larghezza interna Width between inner plates	Diametro Perno Pin diameter	Altezza piastra Inner plate depth	Diam. interno bussola Inner diameter of bush	Carico di rottura min. Ultimate tensile strength
	p	d ₁ max	b ₁ min	d ₂ max	h ₁ max	d ₃ min	Q min
	mm	mm	mm	mm	mm	mm	N/kgf
Y899HC	67.733	28	25.215	14.29	46	23	88260/9000
Y899HD	67.733	28	25.215	14.29	46	23	147100/15000
T67	67.733	28	25.4	14.27	46	21	88260/9000
T67G	67.733	28	25.4	14.27	46	21	147100/15000
F-9	67.6	28	25.4	14.29	-	21	88260/9000
F-14	67.6	28	25.4	14.29	-	21	137200/14000
g-9	66.6	25.4	20.6	9.54	-	20	88260/9000



Catena Chain	Passo Pitch	Diam. Rullo Roller diameter	Larghezza interna Width between inner plates	Diametro Perno Pin diameter	Altezza piastra Inner plate depth	Diam. interno bussola Inner diameter of bush	Carico di rottura min. Ultimate tensile strength
	p	d ₁ max	b ₁ min	d ₂ max	h ₁ max	d ₃ min	Q min
	mm	mm	mm	mm	mm	mm	N/kgf
T68	68.40	32.00	20.70	14.29	45.40	23.50	127500/13000
T68A	68.40	28.00	20.70	12.70	44.90	21.00	98000/10000
1-20	81.28	39.69	38.10	19.84	-	24.00	196000/20000
1-28	81.28	39.69	38.10	19.84	-	24.00	274400/28000
g-12.7	81.28	31.75	31.75	12.70	-	20.828	124460/12700

Catene per **scale mobili** standard / *Standard Escalator Step Chains*


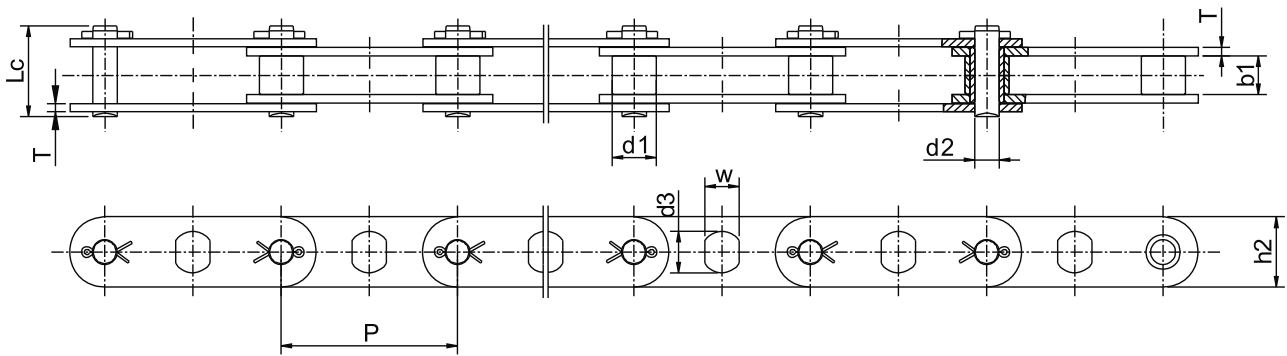
Tipo 1 / Type 1



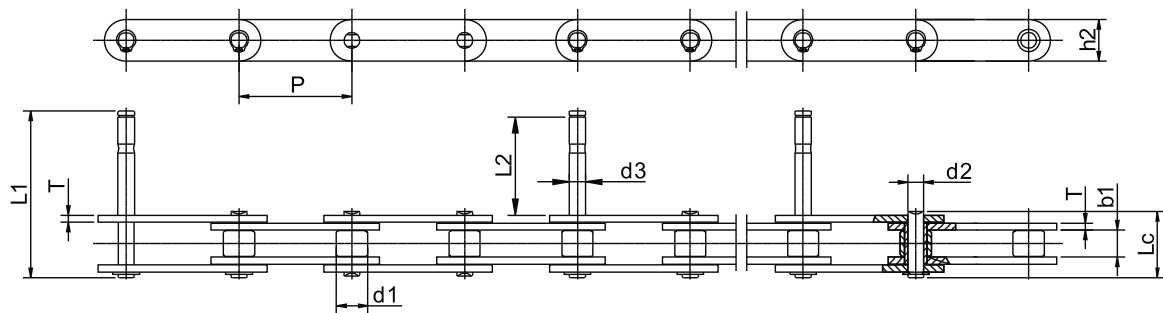
Tipo 2 / Type 2

Catena Chain	Passo	Diam. Rullo	Larghezza interna	Diametro Perno	Largh. catena ribadita		Altezza piastra	Spessore piastra	Diam. interno bussola	Larghezza rullo	Carico di rottura min.	Numero gradini per maglia	Distanza tra i gradini	Tipo Type
	Pitch	Roller diameter	Width between inner plates	Pin diameter	L	Lc	Plate depth	Plate thickness	Inner diameter of bush	Outer width of roller link	Ultimate tensile strength	Steps per link	Distance between steps	
	P	d ₁ max	b ₁ min	d ₂ max	mm	mm	h ₂ max	T	d3	d4	Q min			
	mm	mm	mm	mm			mm	mm	mm	mm	kN			
T66	66.667	28	25.4	14.29	51.4	56	38	4.8	21	27	147	6	400	I
T66H	66.667	28	25.4	14.29	54.1	59.1	42.2	5.6	21	27	215.6	6	400	II

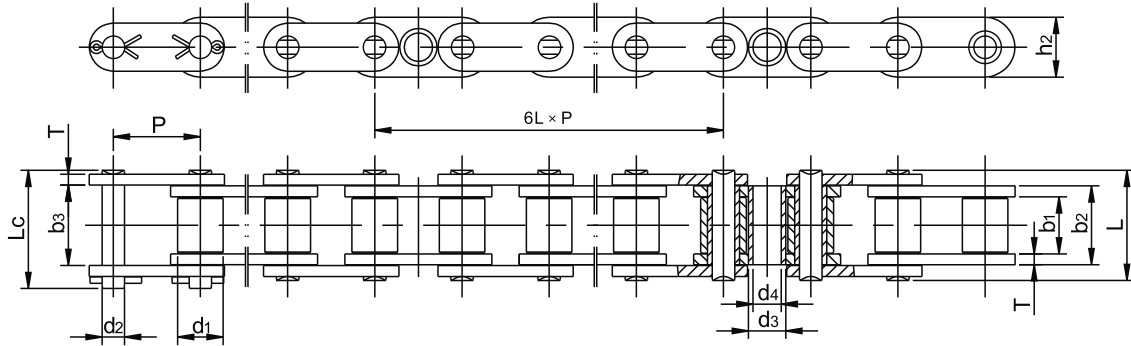
Catene per **scale mobili** standard / *Standard Escalator Step Chains*



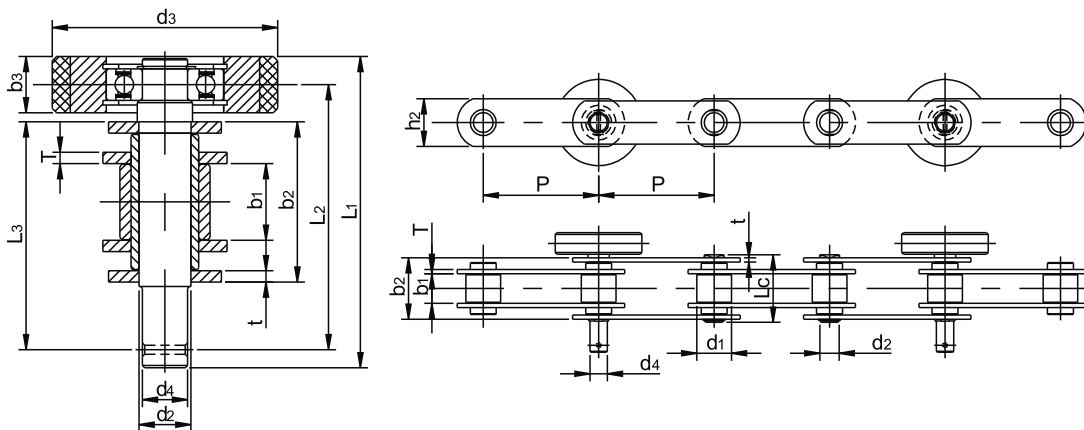
Catena Chain	Passo Pitch	Diam. Rullo Roller diameter	Larghezza interna Width between inner plates	Diametro Perno Pin diameter	Largh. catena ribadita Riveted chain width	Altezza piastra Plate depth	Spessore piastra Plate thickness	Diametro degli attacchi Attachments diameter		Carico di rottura min. Ultimate tensile strength
	P	d ₁ max	b ₁ min	d ₂ max	Lc max	h ₂ max	T	d3	w	Q min
	mm	mm	mm	mm	mm	mm	mm	mm	mm	kN
TL101.6	101.6	25.4	22.23	14.29	52.3	40.5	4.75	23.85	23.04	133.28



Catena Chain	Passo Pitch	Diam. Rullo Roller diameter	Larghezza interna Width between inner plates	Diametro Perno Pin diameter	Largh. catena ribadita Riveted chain width	Altezza piastra Plate depth	Spessore piastra Plate thickness	Diametro degli attacchi Attachments diameter			Carico di rottura min. Ultimate tensile strength
	P	d ₁ max	b ₁ min	d ₂ max	Lc max	h ₂ max	T	d3	L1	L2	Q min
	mm	mm	mm	mm	mm	mm	mm	mm	mm	mm	kN
TL101.244	101.244	28	24.2	14.29	58.4	37	6.3	14.94	149.5	88.2	182.28

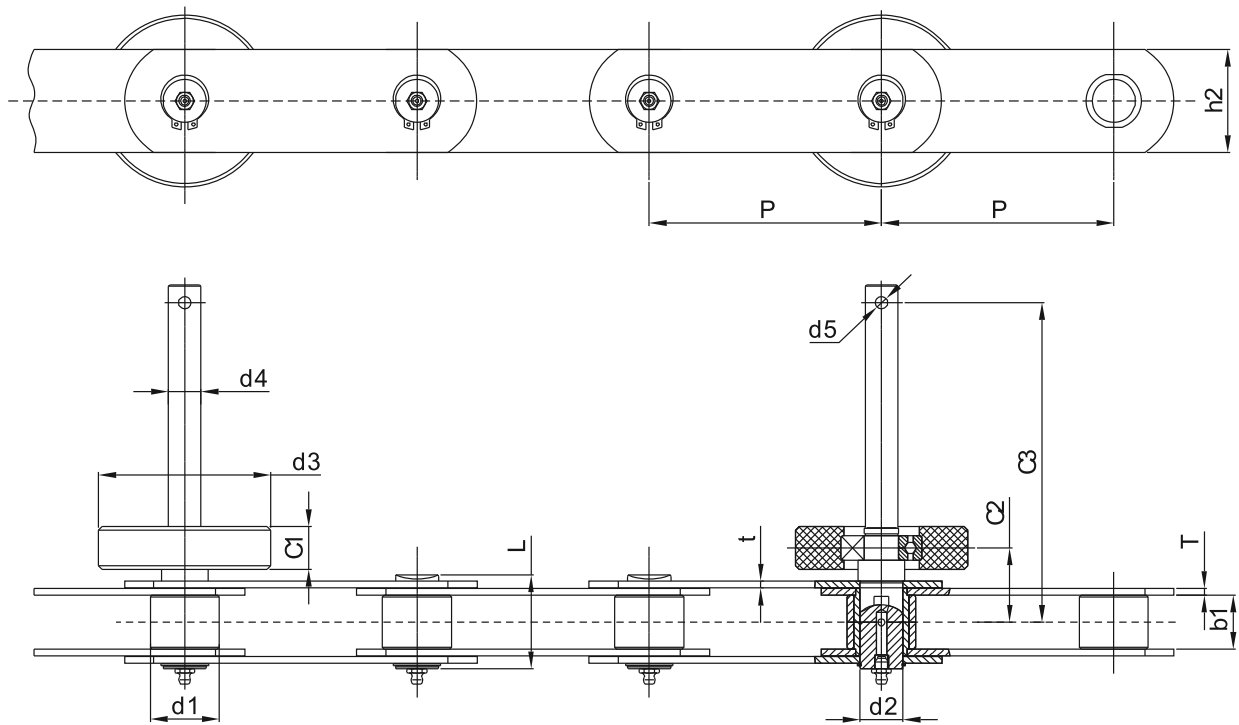
Catene per **scale mobili** standard / *Standard Escalator Step Chains*


Catena Chain	Passo Pitch	Dimensioni Dimensions											Carico di rottura min. Ultimate tensile strength	Peso al metro Weight per meter
	P	d ₁ max	d ₂ max	d ₃	d ₄	b ₁ min	b ₂ max	b ₃ min	h ₂ max	L max	L _c max	T	Q _s kN	q kg/m
TL67.73	67.73	35.4	14.46	29	22	43.3	61.3	62.3	46.4	85.5	91.8	8.5	274.4	13.5

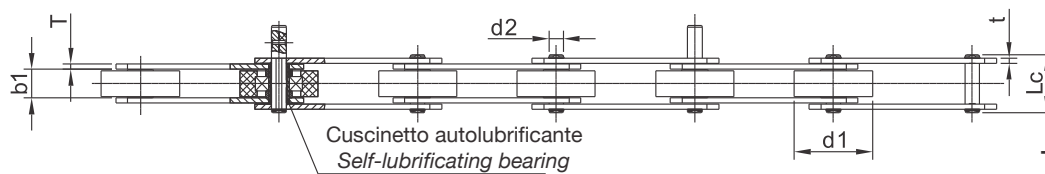
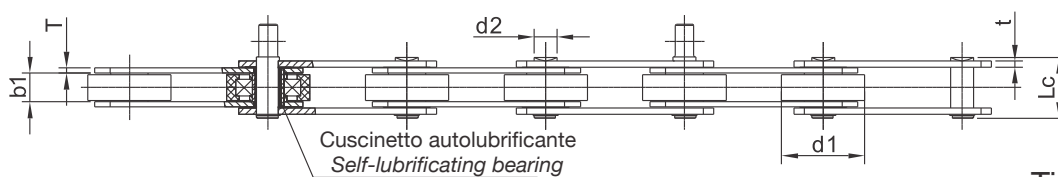
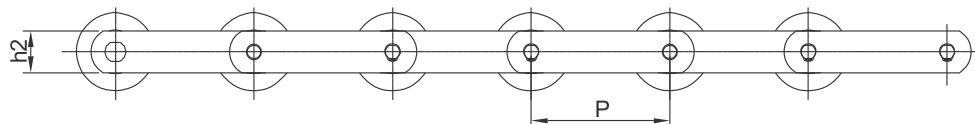
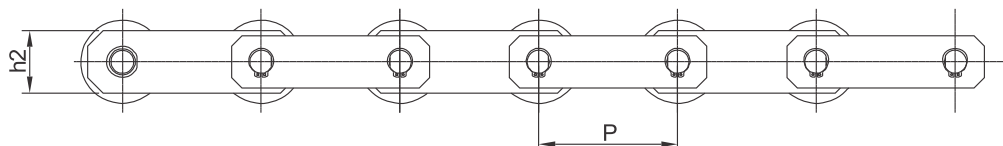


Catena Chain	Passo Pitch	Dimensioni Dimensions													Carico di rottura min. Ultimate tensile strength
	P	d ₁ max	d ₂ max	d ₃	d ₄	b ₁ min	b ₂ max	b ₃	h ₂ max	L _c max	T/t	L ₁	L ₂	L ₃	Q _s kN
TL133Hc	133.33	40/45	23	100	20	33.7	71	25	55	78.5	5.0	138	117.5	101	260.0
TL133Hd	133.33	55	32	100	20	33.3	71	25	75	79	6.0/5.0	138	117.5	101	400.0

Catene per carichi **con pendenze elevate** / Heavy-duty & **High Gradient** Escalator Step Chains

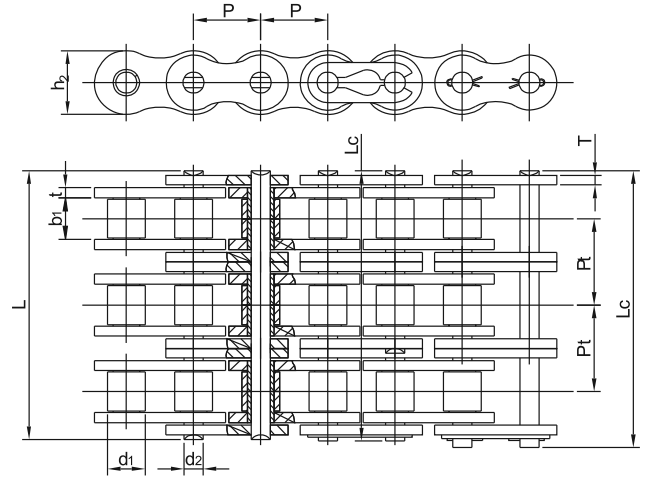
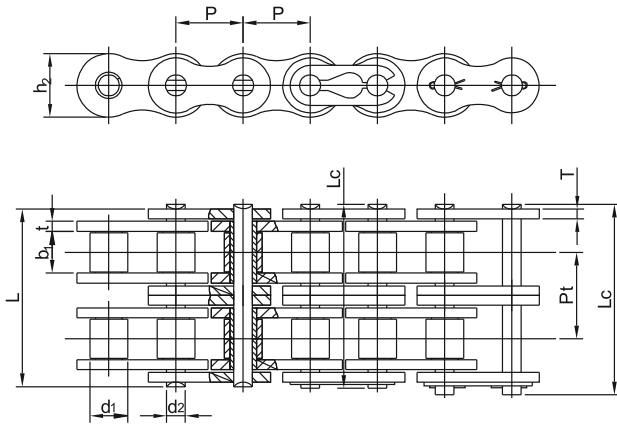


Catena Chain	Passo	Diam. Rullo	Larghezza interna	Diametro Perno	Largh. catena ribadita	Altezza piastra	Spessore piastra	Diametro degli attacchi						Carico di rottura min.	Numero gradini per maglia	Distanza tra i gradini
	Pitch	Roller diameter	Width between inner plates	Pin diameter	Riveted chain width	Plate depth	Plate thickness	Attachments diameter						Ultimate tensile strength	Steps per link	Distance between steps
	P	d ₁ max	b ₁ min	d ₂ max	L max	h ₂ max	T/t	d3	d4	d5	C1	C2	C3	Q min		
	mm	mm	mm	mm	mm	mm	mm	mm	mm	mm	mm	mm	mm	kN		mm
LT135Ha	135	54	31.3	40	61.6	75	5	100	19	6.2	25	43	185.6	320	3	405
LT135Hb	135	40	31.3	26	57.6	60	4.5	100	19	6.2	25	43	185.6	205	3	405
LT135Hc	135	54	31.3	32.5	60	75	5	100	19	6.2	25	43	185.6	270	3	405
LT135Hd	135	54	31.3	40.2	65.75	75	7/5.5	100	19	6.2	25	43	185.6	408	3	405

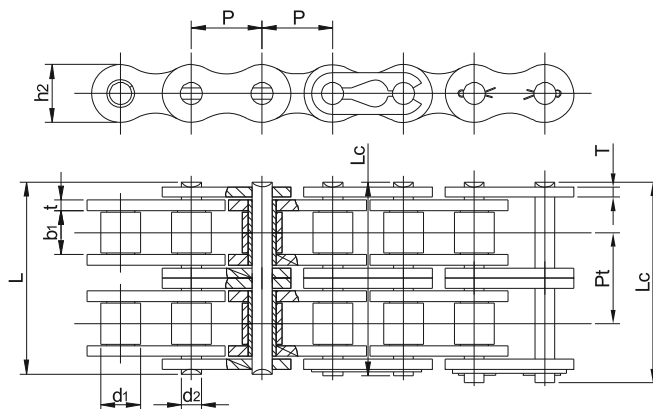
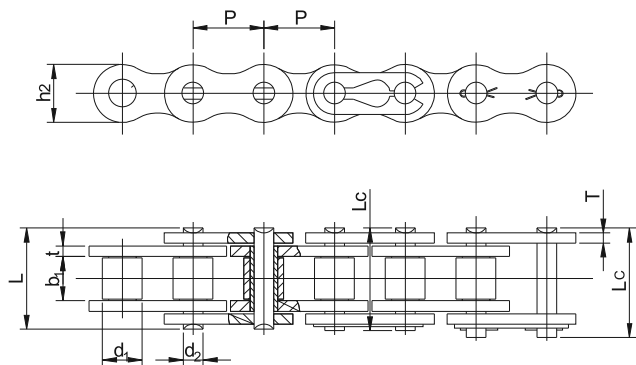
Catene **per scale mobili** senza manutenzione / *No Maintenance Escalator Step Chains*

Tipo 1 / Type 1

Tipo 2 / Type 2


Catena Chain	Passo <i>Pitch</i>	Diam. Rullo <i>Roller diameter</i>	Larghezza interna <i>Width between inner plates</i>	Diametro Perno <i>Pin diameter</i>	Largh. catena ribadita <i>Riveted chain width</i>	Altezza piastra <i>Plate depth</i>	Spessore piastra <i>Plate thickness</i>	Carico di rottura min. <i>Ultimate tensile strength</i>	Numero gradini per maglia <i>Steps per link</i>	Distanza tra i gradini <i>Distance between steps</i>	Tipo Type
	P	d ₁ max	b ₁ min	d ₂ max	L max	h ₂ max	T/t	Q min			
	mm	mm	mm	mm	mm	mm	mm	kN		mm	
TI133c	133.33	75	27	13.85	55.4	40	5	180	3	400	I
TL133Hg	133.33	80	27	22	58.8	60	5/6	230	3	400	II

Catene guida / Driving Chains



Catena Chain	Passo	Diam. Rullo	Larghezza interna	Diametro Perno	Largh. catena ribadita		Altezza piastra	Spessore piastra	Passo trasvers.	Carico di rottura min.	Carico di rottura medio	Peso al metro
	Pitch	Roller diameter	Width between inner plates	Pin diameter	L max	Lc max	Plate depth	Plate thickness	Transverse pitch	Ultimate tensile strength	Average tensile strength	Weight per meter
	P	d ₁ max	b ₁ min	d ₂ max	L max	Lc max	h ₂ max	t/T	Pt	Q min	Q ₀	q ≈
	mm	mm	mm	mm	mm	mm	mm	mm	mm	kN	kN	kg/m
16A-2F	25.4	15.88	15.75	7.92	62.7	67.1	24.13	3.26	29.29	111.2	143.0	5.15
16B-2F	25.4	15.88	17.02	8.28	68.0	73.4	21.08	4.09/3.10	31.88	106.0	126.5	5.42
20A-2F	31.75	19.05	18.90	9.53	76.4	83.1	30.18	4.00	35.76	173.5	215.6	7.80
20B-2F	31.75	19.05	19.58	10.19	79.7	85.8	26.42	4.60/3.60	36.45	170.0	210.0	7.20
20AFT-2	31.75	19.05	18.90	9.53	76.4	80.5	30.10	4.00	35.76	211.68	262.5	8.09
20A-3	31.75	19.05	18.90	9.53	112.2	116.3	30.00	4.00	35.76	265.5	309.6	11.77
20AFT-3	31.75	19.05	18.90	9.53	112.2	116.3	30.10	4.00	35.76	330	395.0	12.1
24A-2	38.10	22.23	25.22	11.10	95.8	99.7	35.70	4.80	45.44	254.00	314.9	11.70
20B-3	31.75	19.05	19.56	10.19	114.2	117.9	26.40	4.60/3.60	36.45	250	290.0	10.82
24B-2	38.10	25.40	25.40	14.63	101.7	106.2	33.20	5.80/4.80	48.36	280.0	319.2	13.40

Catene per corrimano / *Handrail Driving Chains*


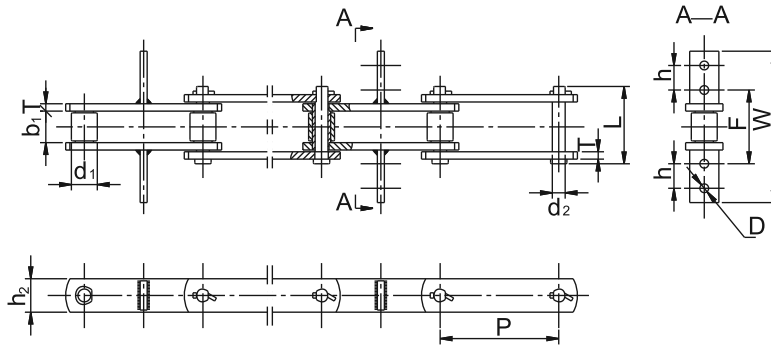
Catena Chain	Passo	Diam. Rullo	Larghezza interna	Diametro Perno	Largh. catena ribadita		Altezza piastra	Spessore piastra	Passo trasvers.	Carico di rottura min.	Carico di rottura medio	Peso al metro
	<i>Pitch</i>	<i>Roller diameter</i>	<i>Width between inner plates</i>	<i>Pin diameter</i>	<i>Riveted chain width</i>	<i>Lc max</i>	<i>Plate depth</i>	<i>Plate thickness</i>	<i>Transverse pitch</i>	<i>Ultimate tensile strength</i>	<i>Average tensile strength</i>	<i>Weight per meter</i>
	P	d _{1 max}	b _{1 min}	d _{2 max}	L max	Lc max	h _{2 max}	t/T	Pt	Q min	Q ₀	q _≈
	mm	mm	mm	mm	mm	mm	mm	mm	mm	kN	kN	kg/m
16A-2	25.40	15.88	15.75	7.92	62.7	64.3	24.00	3.25	29.29	113.40	141.8	5.15
16AFT-2	25.40	15.88	15.75	7.92	62.7	65.8	24.00	3.25	29.29	132.3	165.4	5.51
16B-1	25.40	15.88	17.02	8.28	36.1	37.4	21.00	4.15/3.10	/	60.0	72.8	2.71
16B-2	25.40	15.88	17.02	8.28	68.0	69.3	21.00	4.15/3.10	31.88	106.0	133.0	5.42



**CATENE PER TRASPORTATORI
RASCHIANTI
*WELDED CHAINS***

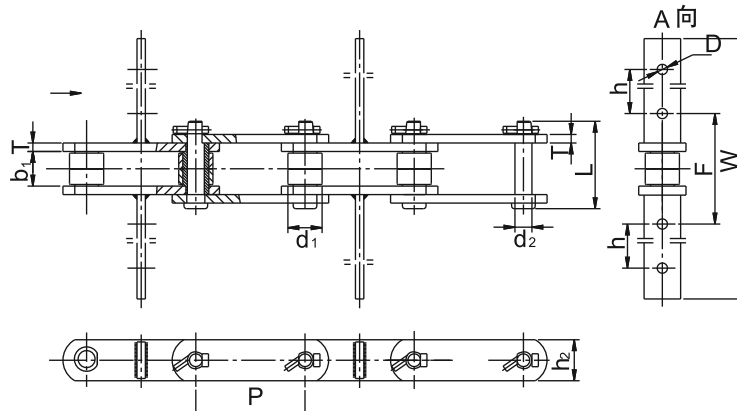
Catene per trasportatori raschianti **con pale saldate** (Tipo S, Tipo T) / **Shaving Scraper Sidebar Welded Steel Chains** (S Type, T Type) Series

Tipo S / S Type



Catena Chain	Passo Pitch	Larghezza interna Width between inner plates	Diam. Rullo Roller diameter	Altezza piastra Inner plate depth	Spessore piastra Plate thickness	Diametro Perno Pin diameter	Largh. catena ribadita Riveted chain width	Diametro foro attacco Attachment hole center diameter		Quote fori degli attacchi Att. holes center diameter		Larghezza attacchi Att. width	Carico rottura min. Ultimate tensile strength	Carico di rottura medio Average tensile strength	Peso al metro Weight per meter
								D	F	h	W max				
HR6608-S-F20	66.27	27.00	22.20	28.60	6.30	11.00	65.70	9.50	95.60	25	180	70.60	78.50	6.10	
HR6608-S-F25									95.60	50	230			6.30	
HR6608-S-F28									95.60	50	260			6.50	
HR10108-S-F15	101.60	27.00	22.20	28.60	6.30	11.00	65.70	7.50	63.50	21	130	70.60	78.50	5.10	
HR10108-S-F20								9.50	95.60	25	180			5.30	
HR10108-S-F25									95.60	50	230			5.60	
HR10108-S-F28									95.60	50	260			5.80	

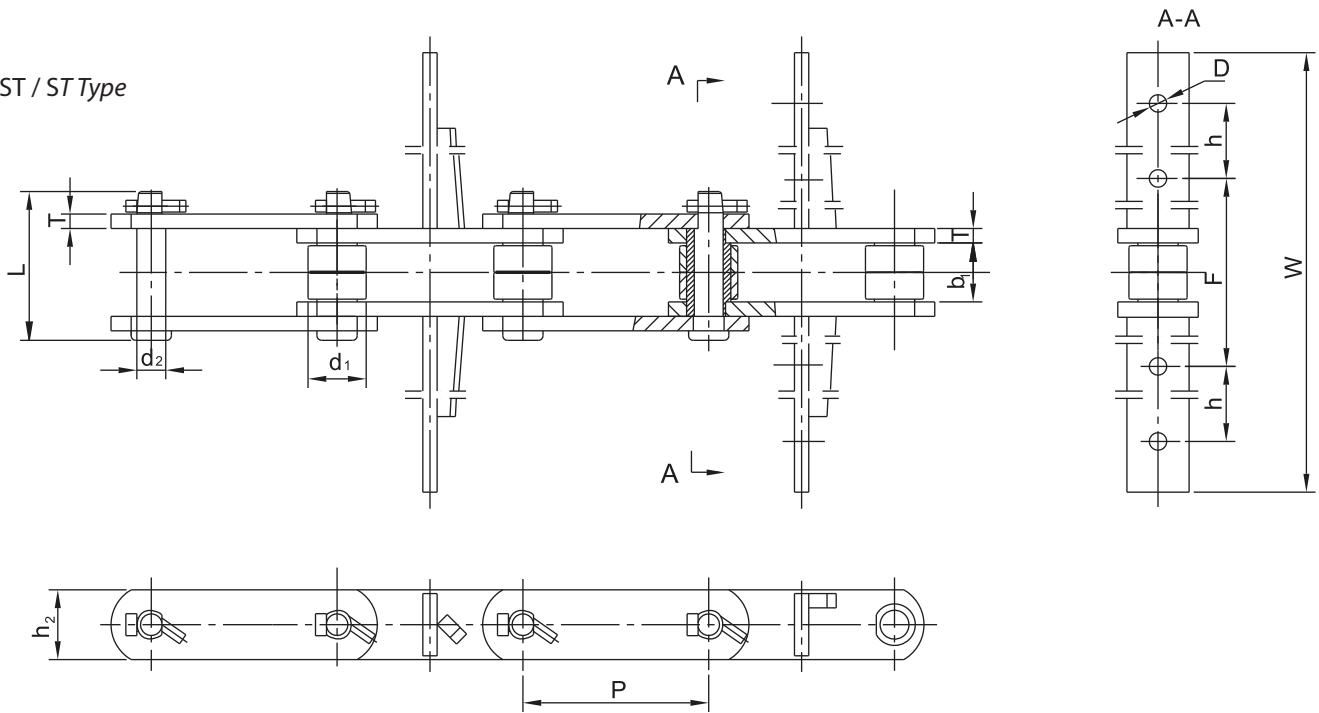
Tipo T / T Type



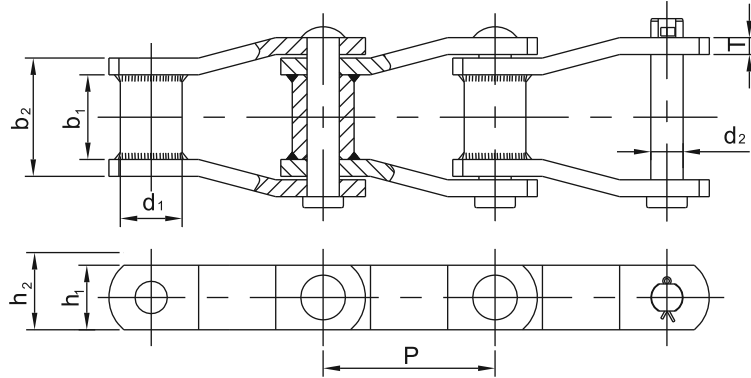
Catena Chain	Passo Pitch	Larghezza interna Width between inner plates	Diam. Rullo Roller diameter	Altezza piastra Inner plate depth	Spessore piastra Plate thickness	Diametro Perno Pin diameter	Largh. catena ribadita Riveted chain width	Diametro foro attacco Attachment hole center diameter		Quote fori degli attacchi Att. holes center diameter		Larghezza attacchi Att. width	Carico rottura min. Ultimate tensile strength	Carico di rottura medio Average tensile strength	Peso al metro Weight per meter
								D	F	h	W max				
HR10113-T-F25	101.60	31.60	31.80	38.10	7.90	15.80	81.30	9.50	106.70	45	230	119.10	132.40	10.40	
HR10113-T-F28									102.70	50	260			10.80	
HR10113-T-F30									134.70	50	280			11.10	
HR10113-T-F35									144.70	65	330			11.20	

Catene per trasportatori raschianti con **pale saldate** (Tipo ST) / *Shaving Scraper Sidebar Welded Steel Chains (ST Type) Series*

Tipo ST / ST Type

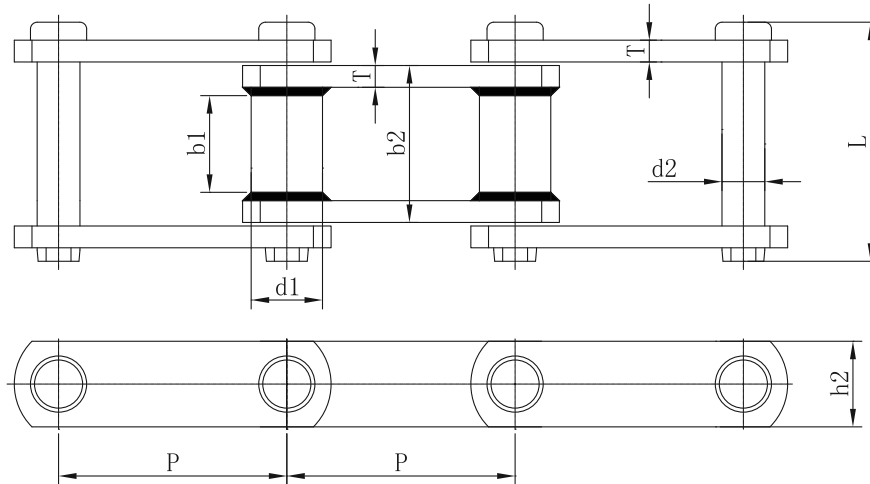


Catena Chain	Passo Pitch	Larghezza interna Width between inner plates	Diam. Rullo Roller diameter	Altezza piastra Inner plate depth	Spessore piastra Plate thickness	Diametro Perno Pin diameter	Largh. catena ribadita Riveted chain width	Diametro foro attacco Attachment hole center diameter	Diametro foro attacco Attachment hole center diameter		Larghezza attacchi Att. width	Carico rottura min. Ultimate tensile strength	Carico rottura min. Ultimate tensile strength	Peso al metro Weight per meter
	P	b ₁ min	d ₁ max	h ₂ max	T	d ₂ max	L max	D	F	h	W max	Q min	Q _o	q ≈
	mm	mm	mm	mm	mm	mm	mm	mm	mm	mm	mm	kN	kN	kg/m
HR10113-ST-F35	101.60	31.60	31.80	38.10	7.90	15.80	81.30	9.50	144.70	65	330	119.10	132.40	11.90
HR10113-ST-F40									136.70	90	380			

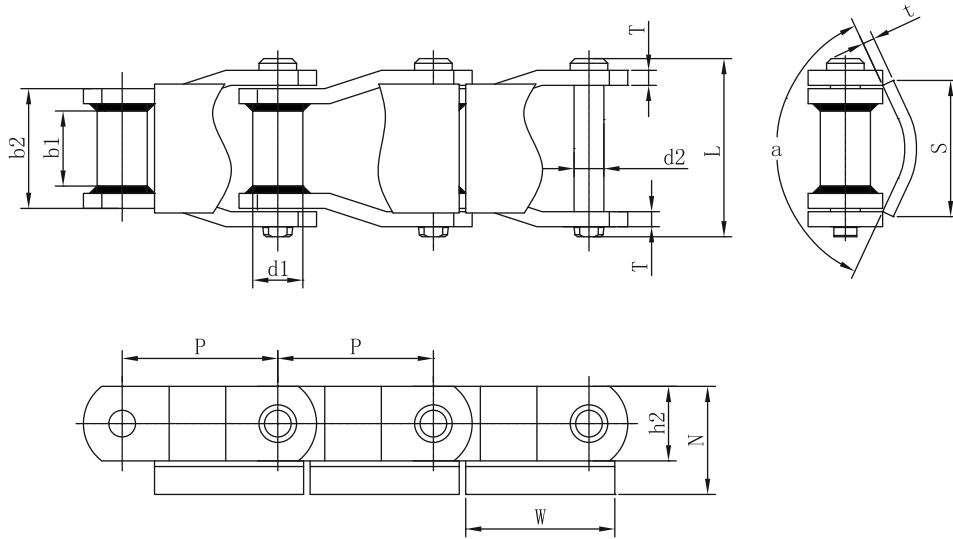
Catene a maglie false saldate / *Offset sidebar welded Steel Chains*


Catena Chain	Passo	Diametro esterno rullo	Diametro Perno	Altezza primitiva Catena	Altezza piastra	Larghezza approx sul diametro primitivo	Larghezza bussola	Spessore piastra	Carico rottura min.
	Pitch	Outer barrel diameter	Pin diameter	Chain path depth	Plate depth	Approx. tooth face at pitch line	Length of bearing	Plate thickness	Ultimate tensile strength
	P	$d_{1 \max}$	$d_{2 \max}$	$h_{2 \min}$	$h_{1 \min}$	$b_{1 \min}$	$b_{2 \max}$	T _{max}	Q
	mm	mm	mm	mm	mm	mm	mm	mm	kN
W78	66.27	22.90	12.78	30.00	28.40	28.40	51.00	6.40	93.40
W82	78.10	31.50	14.35	33.50	31.80	31.80	57.40	6.40	100.10
W106	152.40	37.10	19.13	39.60	38.10	41.20	71.60	9.70	169.00
W110	152.40	32.00	19.13	39.60	38.10	46.70	76.50	9.70	169.00
W111	120.90	37.10	19.13	39.60	38.10	57.20	85.90	9.70	169.00
W124	101.60	37.10	19.13	39.60	38.10	41.20	71.60	9.70	169.00
W124H	103.20	41.70	22.30	52.30	50.80	41.20	76.50	12.70	275.80
W132	153.67	44.70	25.46	52.30	50.80	76.20	111.80	12.70	275.80
WH150	153.67	44.50	25.40	65.00	63.50	73.00	111.10	12.70	620.00

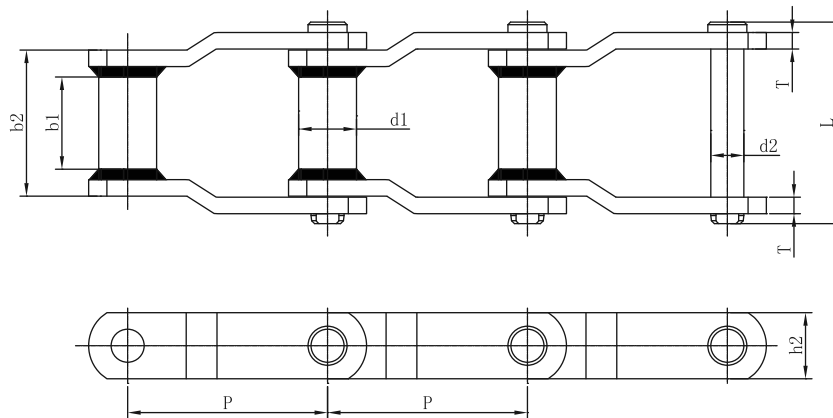
Catene con **perno saldato a piastre diritte** / *Straight Sidebar Welded Steel Chains*



Catena Chain	Passo Pitch	Diametro esterno rullo Outer barrel diameter	Larghezza interna Width between inner plates	Diametro Perno Pin diameter	Largh. catena ribadita Riveted chain width	Larghezza tra piastre esterne Width between outer plates	Altezza piastra Inner plate depth	Spessore piastra Plate thickness	Carico di rottura min. Ultimate tensile strength	Peso al metro Weight per meter
	P	d ₁ max	b ₁ min	d ₂ max	L max	b ₂ max	h ₂ max	T	Q min	q ≈
	mm	mm	mm	mm	mm	mm	mm	mm	kN	kg/m
WRC124-P101.6	101.60	31.75	38.1	19.05	107	69.85	38.1	9.7	224.3	11.87
WHC124-P101.6	101.6	31.75	38.1	19.05	107	69.85	38.1	9.7	255	11.9
WHC132IBR-P135.67	153.67	44.45	69.85	25.4	156	112	50.8	12.7	542	21.16

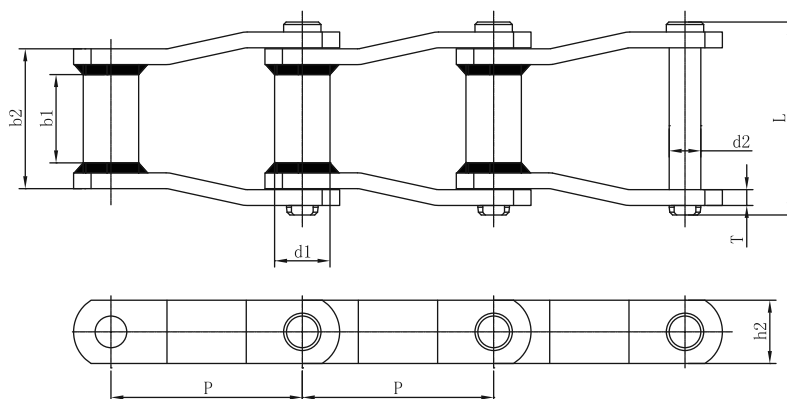
Catene a maglie false saldate / Welded **Offset Sidebar** Steel Chains


Catena Chain	Passo Pitch	Diametro esterno rullo Outer barrel diameter	Larghezza interna Width between inner plates	Diametro Perno Pin diameter	Largh. catena ribadita Riveted chain width	Larghezza tra piastre esterne Width between outer plates	Dimensione degli attacchi Attachments dimensions				Altezza piastra Inner plate depth	Spessore piastra Plate thickness	Carico di rottura min. Ultimate tensile strength	Peso al metro Weight per meter
	P	d ₁ max	b ₁ min	d ₂ max	L max	b ₂ max	a	A	W	N	h ₂ max	T/t	Q min	q ≈
	mm	mm	mm	mm	mm	mm	/	mm	mm	mm	mm	mm	kN	kg/m
WR78U-P66.27	66.27	21.34	25.4	12.7	75	51	130°	58	63.5	46.03	31.75	6.4/5	133.5	8.73

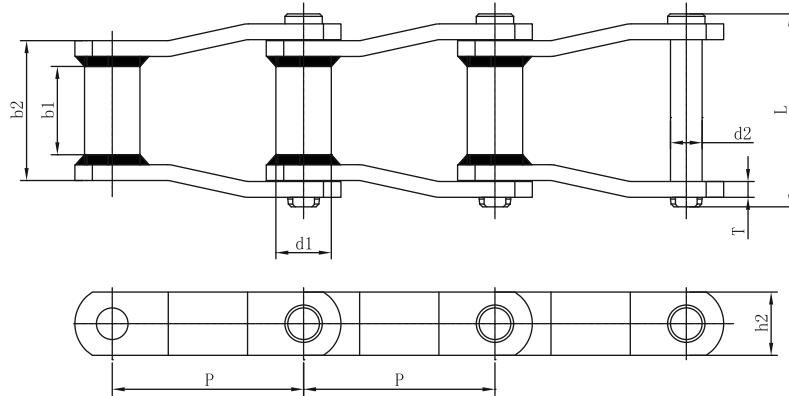


Catena Chain	Passo Pitch	Diametro esterno rullo Outer barrel diameter	Larghezza interna Width between inner plates	Diametro Perno Pin diameter	Largh. catena ribadita Riveted chain width	Larghezza tra piastre esterne Width between outer plates	Altezza piastra Inner plate depth	Spessore piastra Plate thickness	Carico di rottura min. Ultimate tensile strength	Peso al metro Weight per meter
	P	d ₁ max	b ₁ min	d ₂ max	L max	b ₂ max	h ₂ max	T/t	Q min	q ≈
	mm	mm	mm	mm	mm	mm	mm	mm	kN	kg/m
WH150-P153.67	153.67	44.45	76.2	25.4	156	112	63.5	12.7	660	24.87
WR150-P153.67	153.67	44.45	76.2	25.4	156	112	63.5	12.7	542	25.05

Catene a maglie false saldate / Welded **Offset Sidebar** Steel Chains

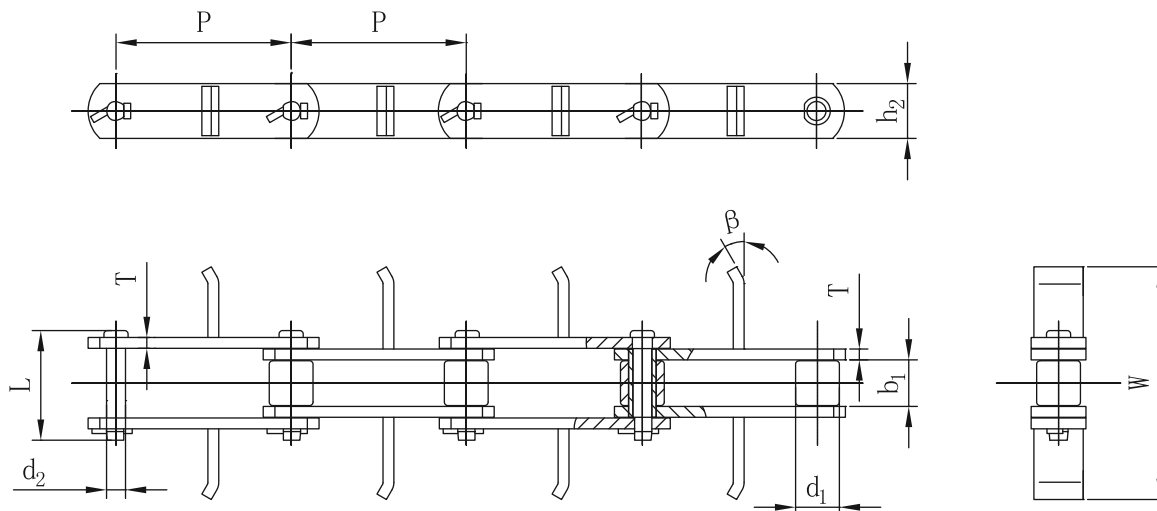


Catena Chain	Passo Pitch	Diametro esterno rullo Outer barrel diameter	Larghezza interna Width between inner plates	Diametro Perno Pin diameter	Largh. catena ribadita Riveted chain width	Larghezza tra piastre esterne Width between outer plates	Altezza piastra Inner plate depth	Spessore piastra Plate thickness	Carico di rottura min. Ultimate tensile strength	Peso al metro Weight per meter
	p	d ₁ max	b ₁ min	d ₂ max	L max	b ₂ max	h ₂ max	T	Q min	q ≈
	mm	mm	mm	mm	mm	mm	mm	mm	kN	kg/m
WH78-P66.27	66.27	21.34	25.4	12.7	75	51	31.75	6.4	147	6.44
WR78-P66.27	66.27	21.34	25.4	12.7	75	51	31.75	6.4	133.5	6.45
WR78XHD-P66.95	66.95	25.4	25.4	14.29	82	50.8	31.75	9.5	178	9.21
WH82-P78.1	78.1	25.4	28.7	14.29	82.3	57.15	31.75	6.4	160	7.24
WR82-P78.1	78.1	25.4	28.7	14.29	82.3	57.15	31.75	6.4	160	7.27
WH82XHD-P78.1	78.1	31.75	28.7	19.05	96.5	60.5	38.1	9.7	254	12.73
WR82XHD-P78.1	78.1	31.75	28.7	19.05	96.5	60.5	38.1	9.7	224.3	12.76
WH124-P101.6	101.6	31.75	38.1	19.05	107	69.9	38.1	9.7	255	11.91
WH124IBR-P101.6	101.6	31.75	38.1	19.05	107	69.85	38.1	9.7	255	11.91
WR124-P101.6	101.6	31.75	38.1	19.05	107	69.9	38.1	9.7	224.3	11.91
WH124XHD-P103.2	103.2	44.45	38.1	25.4	119.5	76.2	50.8	12.7	542	22.13
WR124XHD-P103.2	103.2	44.45	38.1	25.4	119.5	76.2	50.8	12.7	308.5	22.15
WH111-P120.9	120.9	31.75	57.15	19.05	119.2	86.2	44.45	9.7	268	13.68
WH110-P152.4	152.4	31.75	47.62	19.05	113.35	76.2	38.1	9.7	250	10.12
WH106-P152.4	152.4	31.75	38.1	19.05	107	69.85	38.1	9.7	268	9.87
WR106-P152.4	152.4	31.75	38.1	19.05	107	69.85	38.1	9.7	224.3	9.85
WH132-P153.67	153.67	44.45	69.85	25.4	156	112.3	50.8	12.7	542	21.19
WR132-P153.67	153.67	44.45	69.85	25.4	156	112.3	50.8	12.7	380.5	21.25
WH132XHD-P153.67	153.67	44.45	69.85	25.4	168.86	118.6	50.8	15.88	543	24.73
WR132XHD-P153.67	153.67	44.45	69.85	25.4	168.86	118.6	50.8	15.88	472	24.86
WH132IBR-P153.67	153.67	44.45	69.85	25.4	156	112	50.8	12.7	542	21.18

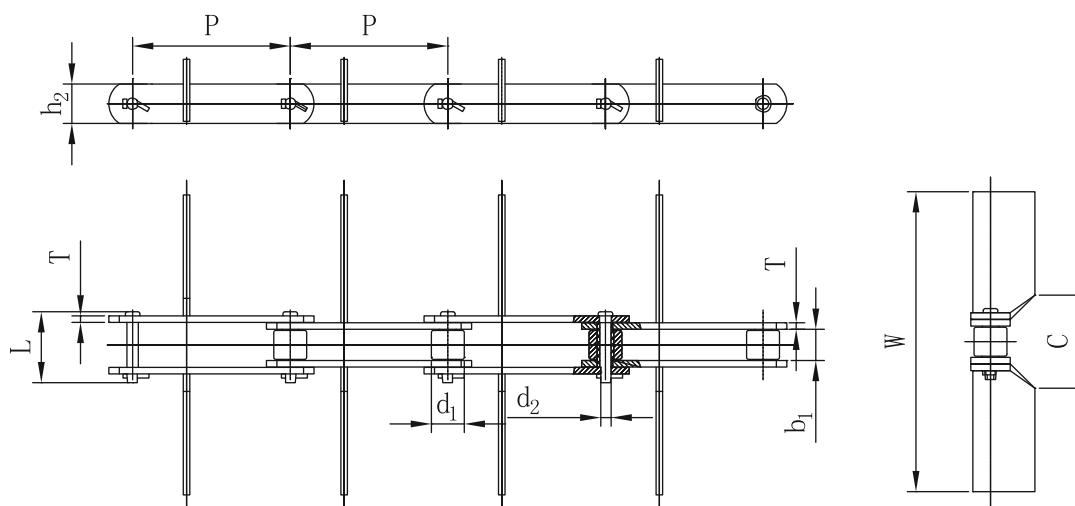
Catene a maglie false saldate / *Welded Offset Sidebar Steel Chains*


Catena Chain	Passo	Larghezza interna	Diametro Perno	Largh. catena ribadita	Larghezza tra piastre esterne	Altezza piastra	Spessore piastra	Carico di rottura min.	Peso al metro
	Pitch	Width between inner plates	Pin diameter	Riveted chain width	Width between outer plates	Inner plate depth	Plate thickness	Ultimate tensile strength	Weight per meter
	P	b_1 min	d_2 max	L max	b_2 max	h_2 max	T	Q min	q ≈
	mm	mm	mm	mm	mm	mm	mm	kN	kg/m
WD110-P152.4	152.4	228.6	19.05	296	260.35	38.1	9.7	227	18.05
WDH110-P152.4	152.4	228.6	19.05	296	260.35	38.1	9.7	379	18.05
WD116-P203.2	203.2	330.2	19.05	395	358.78	44.45	9.53	227	21.82
WD120-P152.4	152.4	222.25	22.23	301.6	260.35	50.8	12.7	315	32.19
WDH120-P152.4	152.4	222.25	22.23	301.6	260.35	50.8	12.7	379	32.19
WD480-P203.2	203.2	279.4	22.23	366.9	323.85	50.8	12.7	315	29.52
WDH480-P203.2	203.2	279.4	22.23	366.9	323.85	50.8	12.7	380	29.52
WDRS480-SH-P203.2	203.2	279.4	25.4	368.15	323.85	50.8	12.7	380	30.8
WDRS480XHD-SH-P203.2	203.2	279.4	25.4	380.85	330.2	50.8	15.88	543	33.77
WD480XHD-P203.2	203.2	279.4	25.4	380.85	330.2	50.8	15.88	543	33.77
WD580-P203.2	203.2	/	25.4	368.3	323.85	50.8	12.7	314	30.78
WDH580-P203.2	203.2	/	25.4	368.3	323.85	50.8	12.7	547	30.78

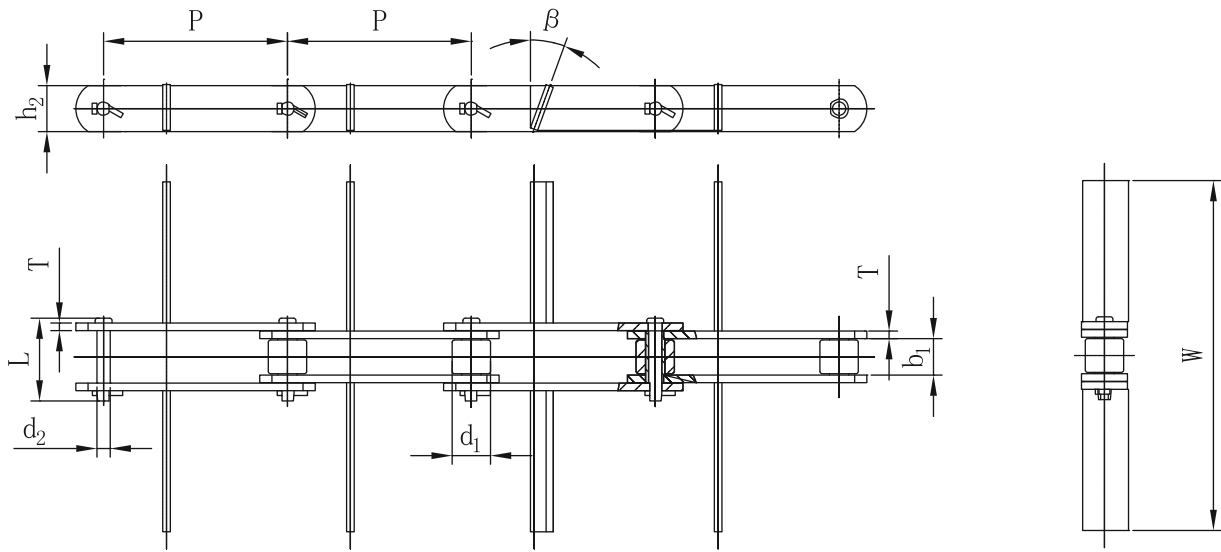
Catene per trasportatori raschianti con **pale saldate** / *Welded **Scraper Sidebar** Steel Chains*



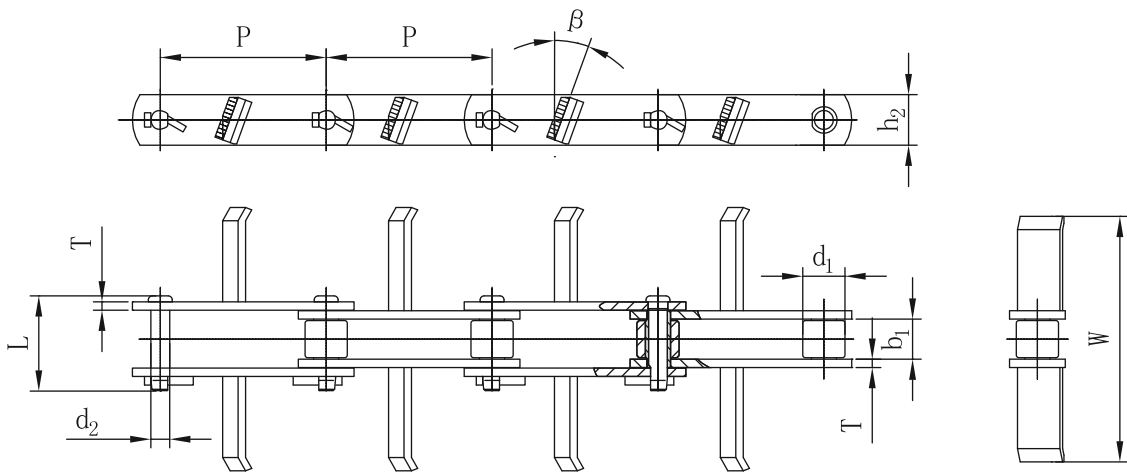
Catena Chain	Passo Pitch	Dimensioni Dimensions								Carico di rottura min. Ultimate tensile strength	Carico di rottura medio Average tensile strength	Peso al metro Weight per meter
	P	d _{1 max}	d _{2 max}	b _{1 min}	W max	h ₂	L max	T	β	Q _{min}	Q ₀	q _≈
	mm	mm	mm	mm	mm	mm	mm	mm	/	kN	kN	kg/m
HC10110-M	101.6	25.4	11	27	135	31.8	65.7	6.3	30°	127.98	142.2	6.28



Catena Chain	Passo Pitch	Dimensioni Dimensions								Carico di rottura min. Ultimate tensile strength	Carico di rottura medio Average tensile strength	Peso al metro Weight per meter
	P	d _{1 max}	d _{2 max}	b _{1 min}	W max	h ₂	L max	T	C	Q _{min}	Q ₀	q _≈
	mm	mm	mm	mm	mm	mm	mm	mm	mm	kN	kN	kg/m
HC15211-M	152.4	31.8	11	30.2	290	38.1	68.9	6.3	90	101.3	113	10.23

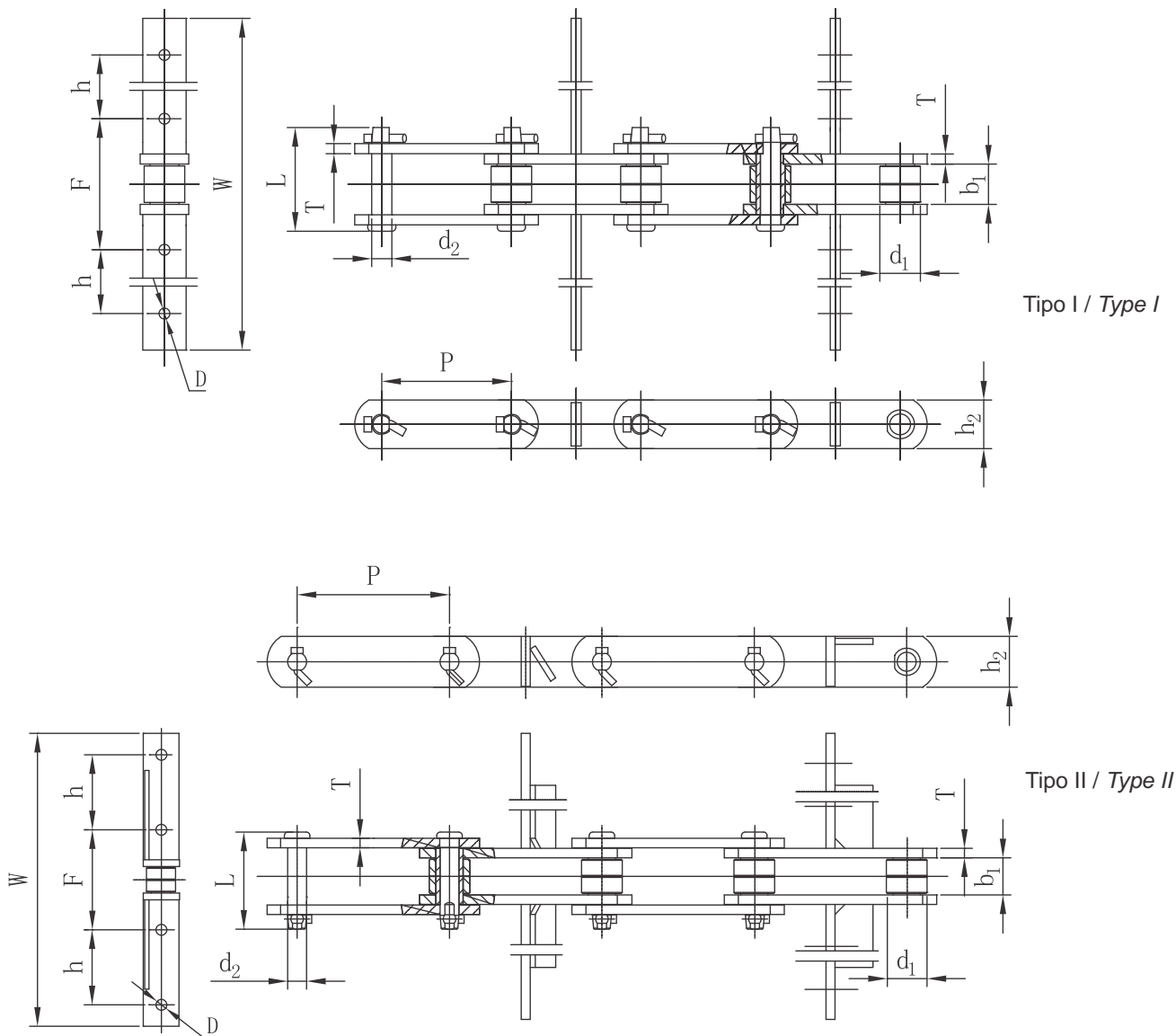
Catene per trasportatori raschianti con **pale saldate** / *Welded **Scraper Sidebar** Steel Chains*


Catena Chain	Passo Pitch	Dimensioni Dimensions								Carico di rottura min. Ultimate tensile strength	Carico di rottura medio Average tensile strength	Peso al metro Weight per meter
	P	d ₁ max	d ₂ max	b ₁ min	W max	h ₂	L max	T	β	Q _{min}	Q ₀	q _≈
	mm	mm	mm	mm	mm	mm	mm	mm	/	kN	kN	kg/m
HC15211-Ma	152.4	31.8	11	30.2	290	38.1	68.9	6.3	20°	101.3	113	8.89

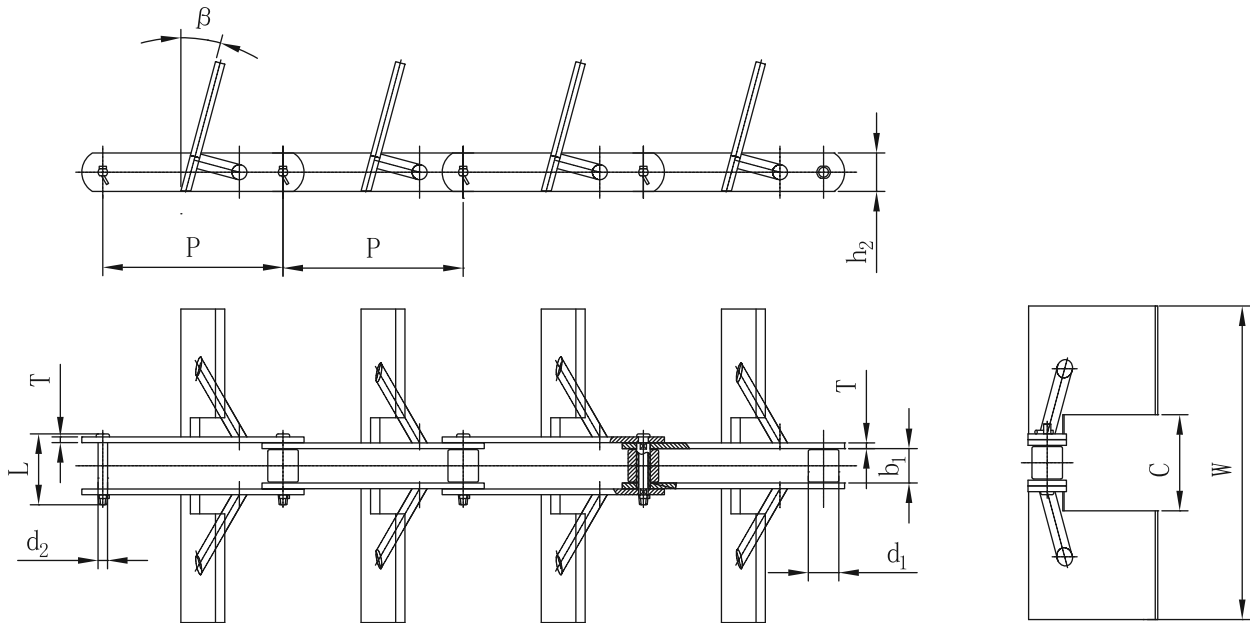


Catena Chain	Passo Pitch	Dimensioni Dimensions								Carico di rottura min. Ultimate tensile strength	Carico di rottura medio Average tensile strength	Peso al metro Weight per meter
	P	d ₁ max	d ₂ max	b ₁ min	W max	h ₂	L max	T	β	Q _{min}	Q ₀	q _≈
	mm	mm	mm	mm	mm	mm	mm	mm	mm	kN	kN	kg/m
HR12511-M	125	31.8	14.21	30	185	38.1	72.2	6.3	20°	203	225.6	8.28

Catene per trasportatori raschianti con **pale saldate** / *Welded **Scraper Sidebar** Steel Chains*



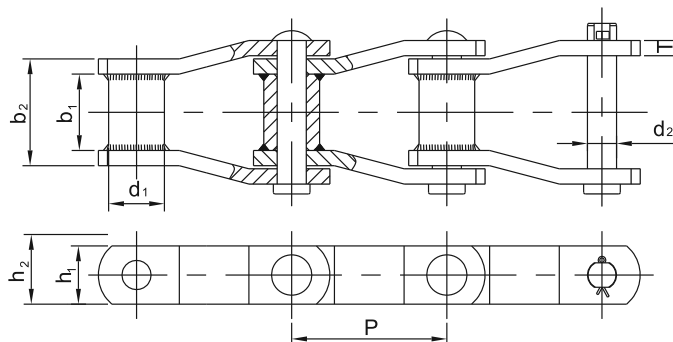
Catena Chain	Passo Pitch	Dimensioni Dimensions										Carico di rottura min.	Carico di rottura medio	Peso al metro	Tipo Type	
		P	d ₁ max	d ₂ max	b ₁ min	W max	h ₂	L max	T	D	h	F	Ultimate tensile strength	Average tensile strength		Weight per meter
		mm	mm	mm	mm	mm	mm	mm	mm	mm	mm	mm	Q _{min} kN	Q ₀ kN		q ≈ kg/m
HR15219-S-F35	152.4	40.7	18.9	37.1	330	50.8	97.1	9.5	8.5	65	140	220.6	245.2	15.98	I	
HR15219-ST-F43					410					105				18.35	II	

Catene per trasportatori raschianti con **pale saldate** / *Welded **Scraper Sidebar** Steel Chains*


Catena Chain	Passo Pitch	Dimensioni Dimensions									Carico di rottura min. Ultimate tensile strength	Carico di rottura medio Average tensile strength	Peso al metro Weight per meter
	P	d ₁ max	d ₂ max	b ₁ min	W max	h ₂	L max	T	β	C	Q _{min}	Q ₀	q _≈
	mm	mm	mm	mm	mm	mm	mm	mm		mm	kN	kN	kg/m
P300	300	50.8	21	57.2	522	64	117.9	9.5	15°	160	467.82	519.8	49.86

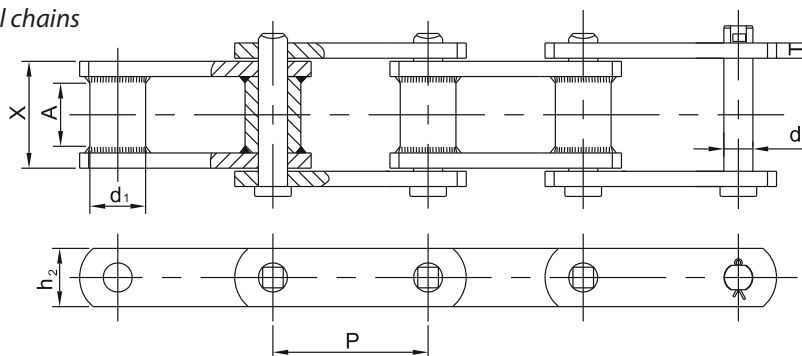
Catene a maglie false saldate / Welded **Offset Sidebar** Steel Chain

Catene a maglie false saldate
Offset sidebar welded steel chains



Catena Chain	Passo Pitch	Diametro esterno rullo Outer roller diameter	Diametro Perno Pin diameter	Altezza primitiva Catena Chain path depth	Altezza piastra Plate depth	Larghezza approx sul diametro primitivo Approx. tooth face at pitch line	Larghezza bussola Bush Length	Spessore piastra Plate thickness	Carico rottura min. Ultimate tensile strength
	P	d ₁ max	d ₂ max	h ₂ min	h ₁ min	b ₁ min	b ₂ max	T max	Q
	mm	mm	mm	mm	mm	mm	mm	mm	kN
W78 INOX	66.27	22.90	12.78	30.00	28.40	28.40	51.00	6.40	93.40
W82 INOX	78.10	31.50	14.35	33.50	31.80	31.80	57.40	6.40	100.10
W106 INOX	152.40	37.10	19.13	39.60	38.10	41.20	71.60	9.70	169.00
W110 INOX	152.40	32.00	19.13	39.60	38.10	46.70	76.50	9.70	169.00
W111 INOX	120.90	37.10	19.13	39.60	38.10	57.20	85.90	9.70	169.00
W124 INOX	101.60	37.10	19.13	39.60	38.10	41.20	71.60	9.70	169.00
W124H INOX	103.20	41.70	22.30	52.30	50.80	41.20	76.50	12.70	275.80
W132 INOX	153.67	44.70	25.46	52.30	50.80	76.20	111.80	12.70	275.80
WH150 INOX	153.67	44.50	25.40	65.00	63.50	73.00	111.10	12.70	620.00

Catene a piastre diritte saldate
Straight sidebar welded steel chains



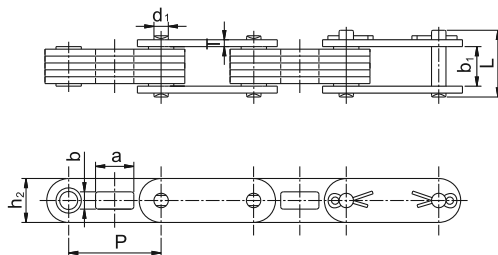
Catena Chain	Passo Pitch	Diametro esterno rullo Outer roller diameter	Diametro Perno Pin diameter	Larghezza bussola Bush width	Larghezza approx sul diametro primitivo Approx. tooth face at pitch line	Altezza piastra Plate depth	Spessore piastra Plate thickness	Carico rottura min. Ultimate tensile strength
	P	d ₁ max	d ₂ max	X	A min	h ₂ min	T max	Q
	mm	mm	mm	mm	mm	mm	mm	kN
WRC-78 INOX	66.27	22	12.70	50	28	28	6	107
WRC-82 INOX	78.10	27	14.29	57	32	32	6	115
WRC-124 INOX	101.60	32	19.05	71	43	40	10	225
WRC-132 INOX	153.67	45	25.40	110	73	50	12	380



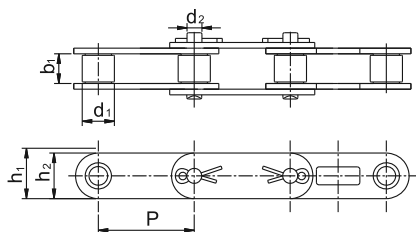
INDUSTRIES



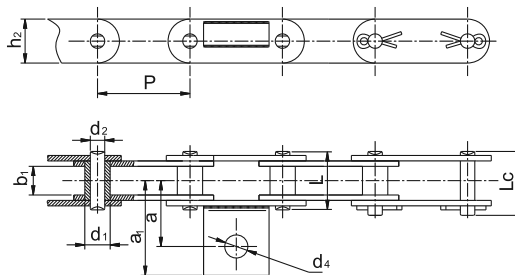
CATENE SPECIALI - CATENE SILENZIOSE
SPECIAL CHAINS - SILENT CHAINS

Catene per macchine asfaltatrici / *Paver Machines Chains*


Passo <i>Pitch</i>	Larghezza interna <i>Width between inner plates</i>	Diametro Perno <i>Pin diameter</i>	Largh. catena ribadita <i>Riveted chain width</i>	Altezza piastre <i>Plates depth</i>	Spessore piastra <i>Plate thickness</i>	Dimensione piastra interna <i>Inner plate dimension</i>		Carico di rottura min. <i>Ultimate tensile strength</i>	Peso al metro <i>Weight per meter</i>
P	b ₁	d ₂	L	h ₂	T	a	b	Q _{min}	q _≈
mm	mm	mm	mm	mm	mm	mm	mm	kN	kg/m
75	32	14.27	54.20	36	5.60	34	14	100	7.18

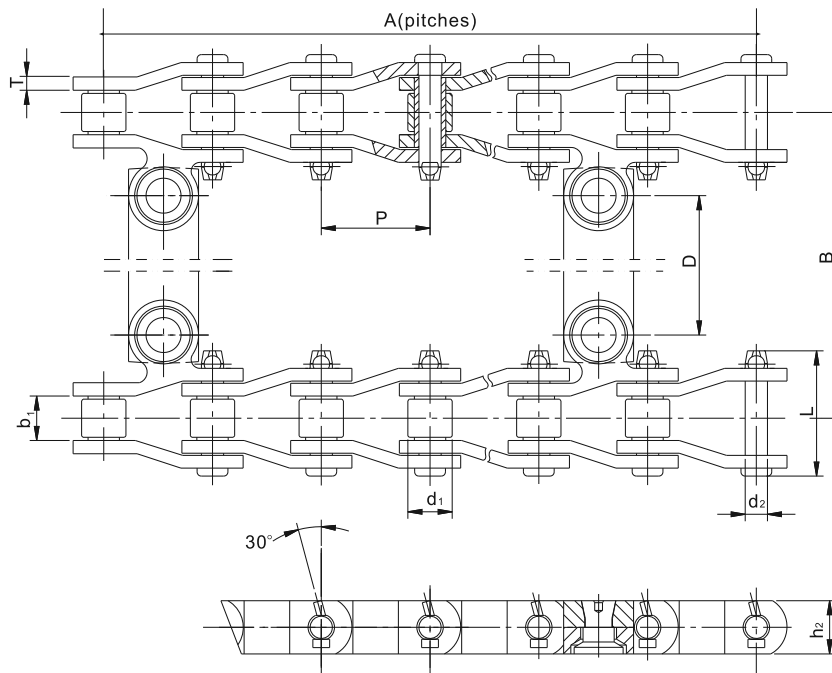


Catena <i>Chain</i>	Passo <i>Pitch</i>	Diam. Rullo <i>Roller diameter</i>	Larghezza interna <i>Width between inner plates</i>	Diametro Perno <i>Pin diameter</i>	Altezza primitiva Catena <i>Chain path depth</i>	Altezza piastre <i>Plates depth</i>	Carico di rottura min. <i>Ultimate tensile strength</i>	Peso al metro <i>Weight per meter</i>
	P	d _{1 max}	b _{1 min}	d ₂	h _{2 min}	h _{2 max}	Q _{min}	q _≈
	mm	mm	mm	mm	mm	mm	kN	kg/m
A 5188	66.27	28.58	23.80	12.60	29.50	28.80	133.50	6.14
SGR188	66.27	22.23	26.50	11.10	29.50	28.80	143.00	6.83
C 1594	69.85	31.75	25.60	14.27	36.30	32.50	106.73	9.27



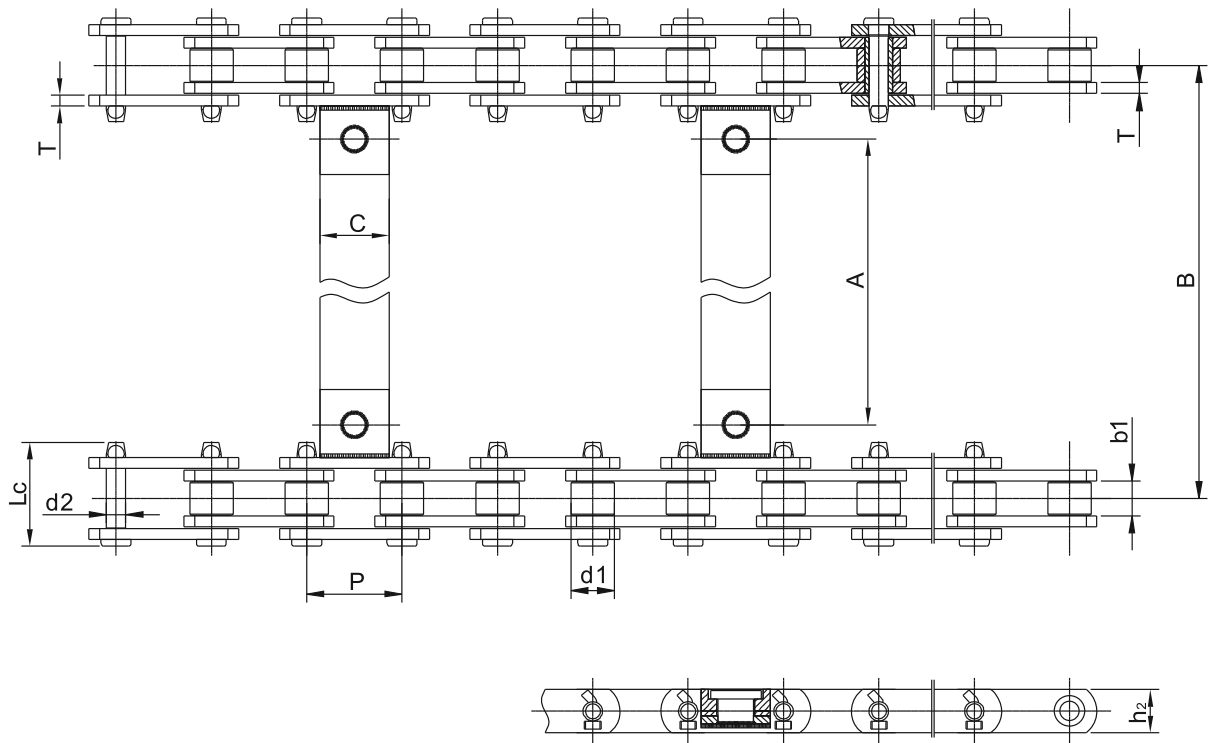
Passo <i>Pitch</i>	Larghezza interna <i>Width between inner plates</i>	Diametro Rullo <i>Roller diameter</i>	Altezza piastre <i>Plate depth</i>	Dimensioni Perno <i>Pin dimensions</i>			Dimensione elemento raschiante <i>Scraper dimension</i>			Carico di rottura min. <i>Ultimate tensile strength</i>	Peso al metro <i>Weight per meter</i>
				L	L _c	d ₂	a	a ₁	d ₄		
				mm	mm	mm	mm	mm	mm		
80	35.80	26	45	72	77	15.90	56.90	81.90	20	190	9

Catene per macchine asfaltatrici / Paver Machines Chains



Catena Chain	Passo Pitch	Diam. Rullo Roller diameter	Larghezza interna Width between inner plates	Diametro Perno Pin diameter	Largh. catena ribadita Riveted chain width	Altezza piastra Plate depth	Spessore piastra Plate thickness	Carico di rottura min. Ultimate tensile strength	Carico di rottura medio Average tensile strength
	P	d ₁ max	b ₁ min	d ₂ max	L max	h ₂ max	T	Q min	Q ₀
	mm	mm	mm	mm	mm	mm	mm	kN	kN
40SL INOX	78.11	31.75	31.75	15.90	89.65	38.00	9.50	265.60	300.00

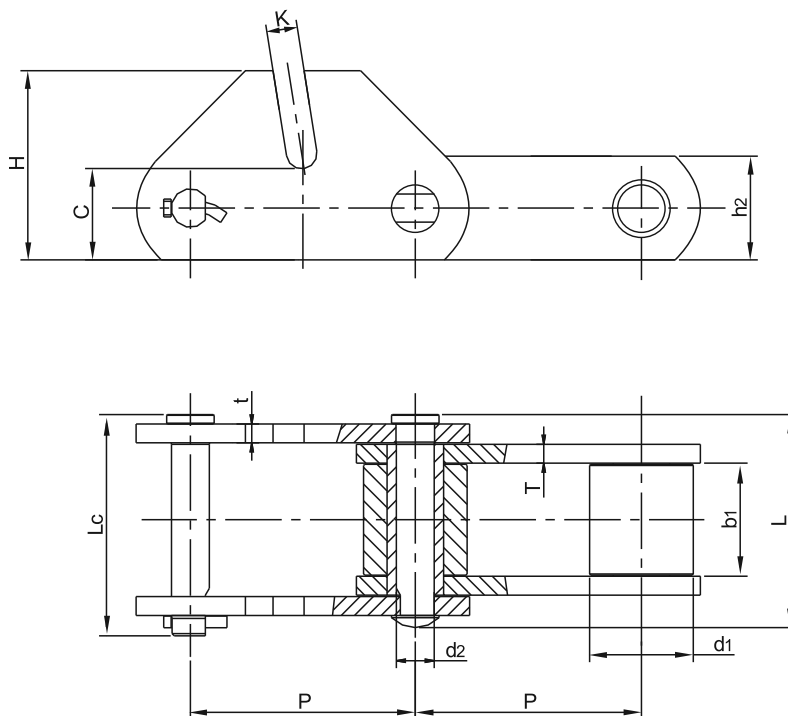
Catena Chain	A	D	B	Catena Chain	A	D	B
40SL-141-00 INOX	113	424.66	542.93	40SL-152-00 INOX	100	278.61	396.88
40SL-142-00 INOX	98			40SL-153-00 INOX	103	381.79	500.06
40SL-143-00 INOX	103	381.79	500.06	40SL-154-00 INOX	89	424.66	542.93
40SL-144-00 INOX	88			40SL-155-00 INOX	104	278.61	396.88
40SL-145-00 INOX	116	570.71	688.98	40SL-156-00 INOX	102	424.66	542.93
40SL-146-00 INOX	11			40SL-157-00 INOX	111	381.79	500.06
40SL-147-00 INOX	96	470.69	588.96	40SL-158-00 INOX	108		
40SL-148-00 INOX	86	424.66	542.93	40SL-159-00 INOX	108	468.31	586.58
40SL-149-00 INOX	81			40SL-160-00 INOX	116		
40SL-150-00 INOX	97	348.46	466.73	40SL-175-00 INOX	107	381.79	500.06
40SL-151-00 INOX	87			SS40SL-176-00	100	424.66	542.93

Catene per **macchine asfaltatrici / Paver Machines Chains**


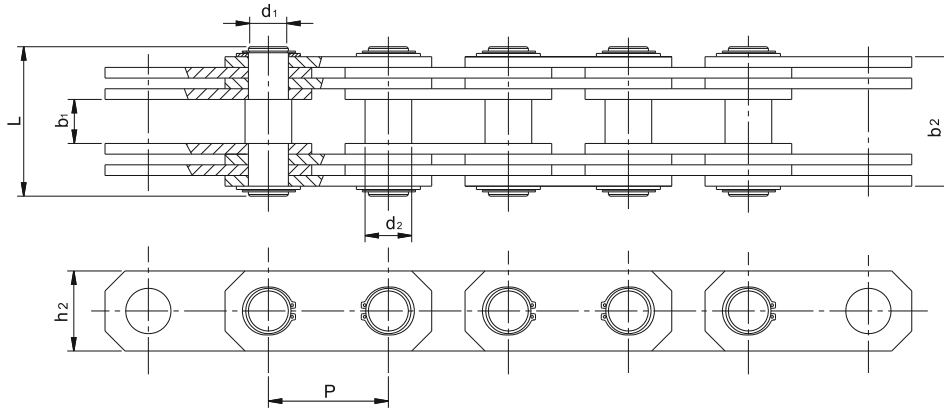
Cod. Attacco	A	B	C
Att. Code	mm	mm	mm
RP150	375	483	50.8
RP190	477	585	50.8

Catena Chain	Passo Pitch	Diam. Rullo Roller diameter	Larghezza interna Width between inner plates	Diametro Perno Pin diameter	Largh. catena ribadita Riveted chain width	Altezza piastra Plate depth	Spessore piastra Plate thickness	Carico di rottura min. Ultimate tensile strength
	P	d ₁ max	b ₁ min	d ₂ max	L max	h ₂ max	T	Q min
	mm	mm	mm	mm	mm	mm	mm	kN
MSR1594	69.85	31.75	25.6	14.22	76.8	31.75	7.9	106.73

Catene da trasporto per **bitumazione** / Conveyor Chains For **Asphalt Production**

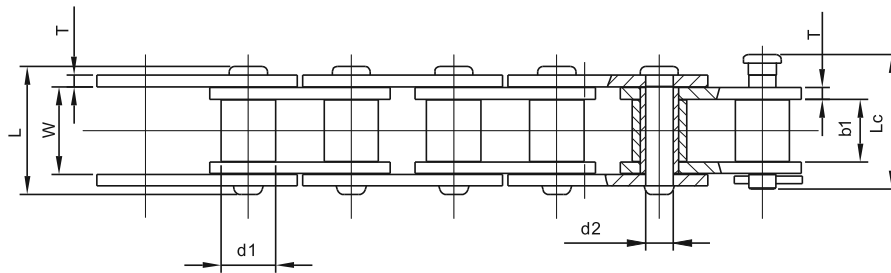
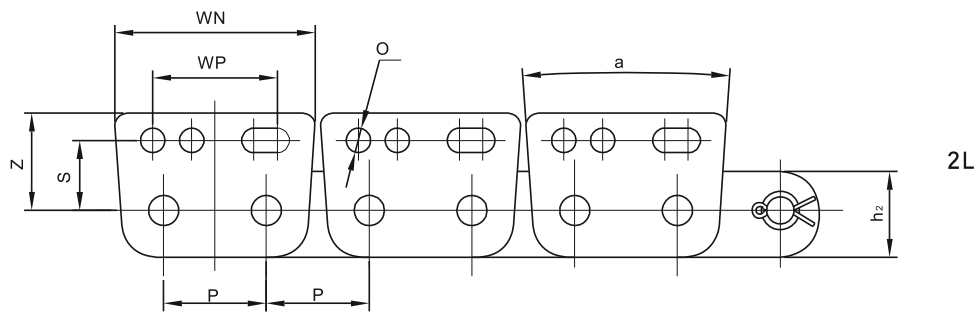
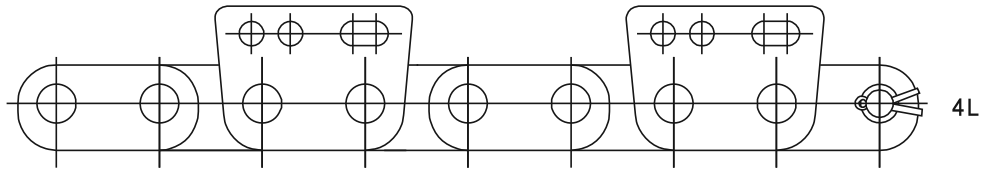


Catena Chain	Passo Pitch	Diam. Rullo Roller diameter	Larghezza interna Width between inner plates	Diametro Perno Pin diameter	Largh. catena ribadita Riveted chain width		Dimensioni piastre e attacchi Plate and attachments dimensions					Carico di rottura min. Ultimate tensile strength	Peso al metro Weight per meter
	P	d ₁ max	b ₁ min	d ₂ max	L max	L _c max	h ₂ max	H	C	K	t/T	Q min	q ≈
	mm	mm	mm	mm	mm	mm	mm	mm	mm	mm	mm	KN	Kg/m
MSR2856-M16	152.4	69.85	76.2	25.4	149.1	149.1	69.85	127.0	61.47	20.62	12.70	622.8	39.5

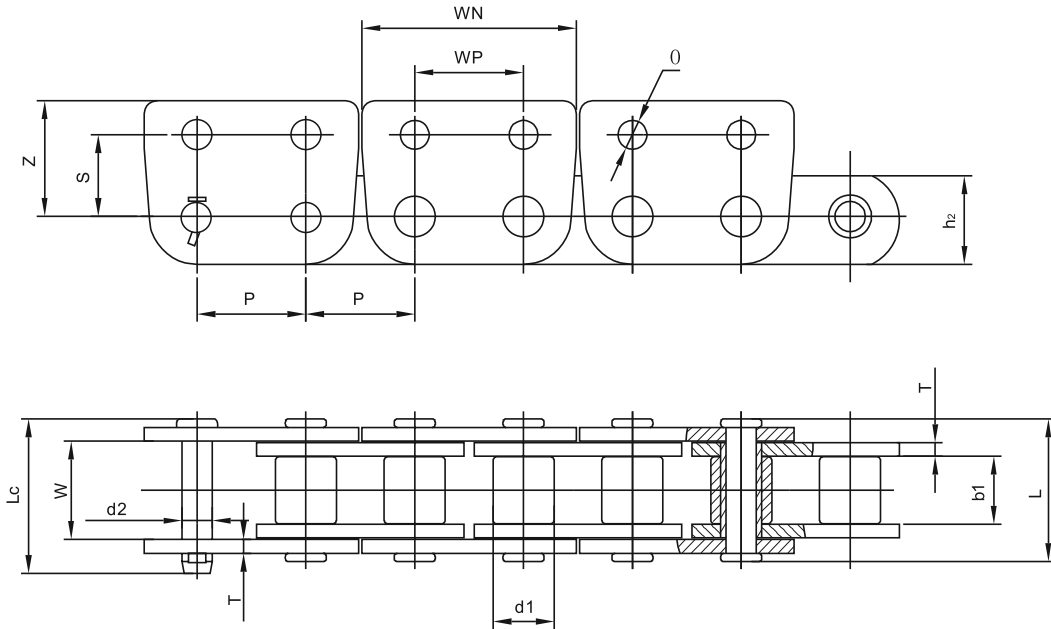
Catene per **trafilatrici / Draw Bench Chains**


Catena Chain	Passo <i>Pitch</i>	Altezza piastra <i>Plate depth</i>	Distanza tra le piastre interne <i>Inner distance</i>	Distanza tra le piastre esterne <i>Outer plates distance</i>	Largh. catena ribadita <i>Riveted chain width</i>	Diametro Perno <i>Pin diameter</i>	
	P	h_2 max	b_1 max	b_2 max	L max	d_1	d_2
	mm	mm	mm	mm	mm	mm	mm
LB40	200	130.2	85	235	256	65	75
LB65	250	150.2	100	278	304	75	84

Catene trasporto per **escavatori** / **Trencher Chains**

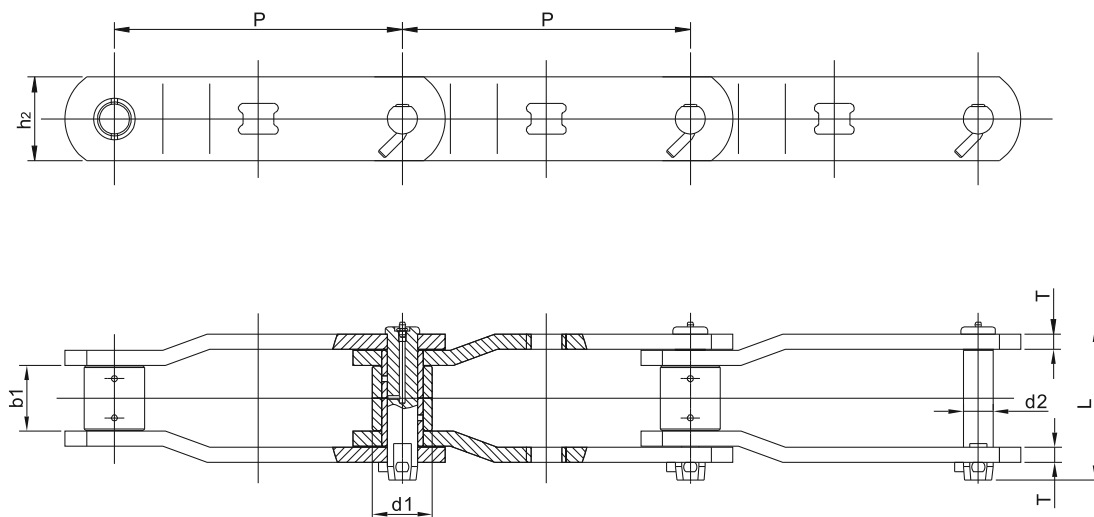


Catena Chain	Passo Pitch	Dimensioni Dimensions														Carico di rottura medio Average tensile strength	Peso al metro Weight per meter	
		P	d ₁ max	d ₂ max	b ₁ min	W min	h ₂ max	L max	Lc max	T	O	WN	WP	α	S	Z	Q ₀	q ≈
		mm	mm	mm	mm	mm	mm	mm	mm	mm	mm	mm	mm	/	mm	mm	kN	Kg/m
4210-2LSK-3	42.01	22.23	11.11	25.4	35.5	34.9	53.3	54.9	4.8	10	81.66	50.8	8°	28.6	39.7	115.2	7.85	
4210-4LSK-3							52.6										7.10	

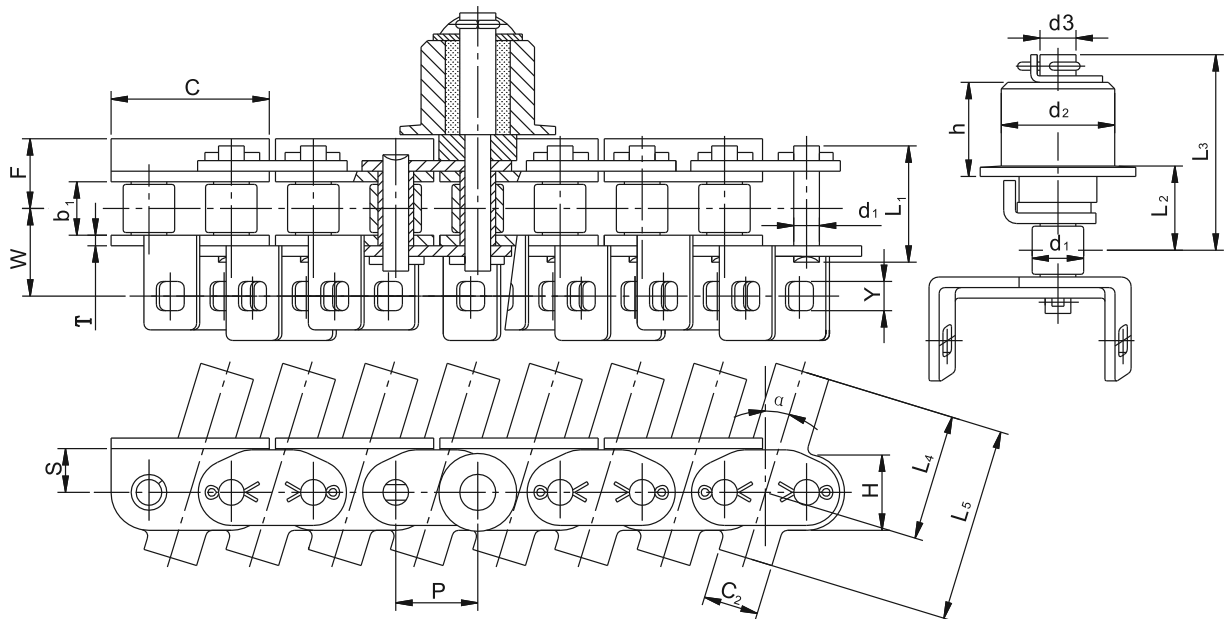
Catene trasporto per **escavatori / Trencher Chains**


Catena Chain	Passo Pitch	Dimensioni Dimensions													Carico di rottura medio Average tensile strength	Peso al metro Weight per meter
	P	d ₁ max	d ₂ max	b ₁ min	W min	h ₂ max	L max	Lc max	T	O	WN	WP	S	Z	Q ₀	q ≈
	mm	mm	mm	mm	mm	mm	mm	mm	mm	mm	mm	mm	mm	mm	kN	Kg/m
5019 -2L-WSK	50.8	28.58	14.12	31.75	46.02	41.28	68.0	73.0	6.35	13.5	99.96	50.8	38.1	54.0	191.3	13.99

Catene a maglie false tipo 2614M14 / 2614M14 Type Cranked-link Chains



Catena Chain	Passo <i>Pitch</i>	Larghezza interna <i>Width between inner plates</i>	Diametro Rullo <i>Roller diameter</i>	Diametro Perno <i>Pin diameter</i>	Largh. catena ribadita <i>Riveted chain width</i>	Altezza piastra <i>Plate depth</i>	Spessore piastra <i>Plate thickness</i>	Carico di rottura min. <i>Ultimate tensile strength</i>
	P	b_1 min	d_1 max	d_2 max	L max	h_2	T	Q min
	mm	mm	mm	mm	mm	mm	mm	kN
2614M14	304.8	69.85	63.5	31.75	161.9	88.9	15.88	900

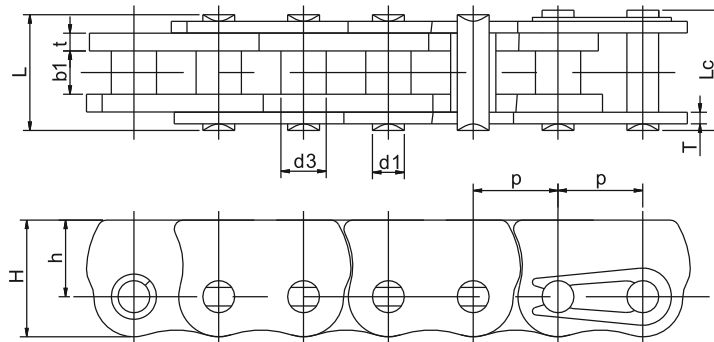
Catene per **macchine da stampa** / Chains for **printers**


Catena Chain	Passo Pitch	Diametro Rullo Roller diameter	Larghezza interna Width between inner plates	Spessore piastra Plate thickness	Diam. Perno Pin diameter	Largh. catena ribadita Riveted chain width	Dimensioni attacco laterale Side Roller attachment dimensions				
	P	d ₁ max	b ₁ min	T	d ₁ max	L ₁ max	d ₂ max	h	d ₃ max	L ₂ max	L ₃ max
	mm	mm	mm	mm	mm	mm	mm	mm	mm	mm	mm
PR80-1LUA-1 -2LIA-0-8LSR	25.40	15.88	15.75	3.26	7.92	35.85	35.00	29.00	11.30	25.70	60.30

Dimensioni degli attacchi Attachments dimensions										Tensile strength	Peso al metro Weight per meter
C	S	F	W	C ₂	α	L ₄	L ₅	H	Y	Q _{min}	q _≈
mm	mm	mm	mm	mm	mm	mm	mm	mm	kN	kN	Kg/m
50.00	13.50	21.50	27.00	17.00	17°	39.00	60.00	23.40	9.10x9.10	55.60	5.33

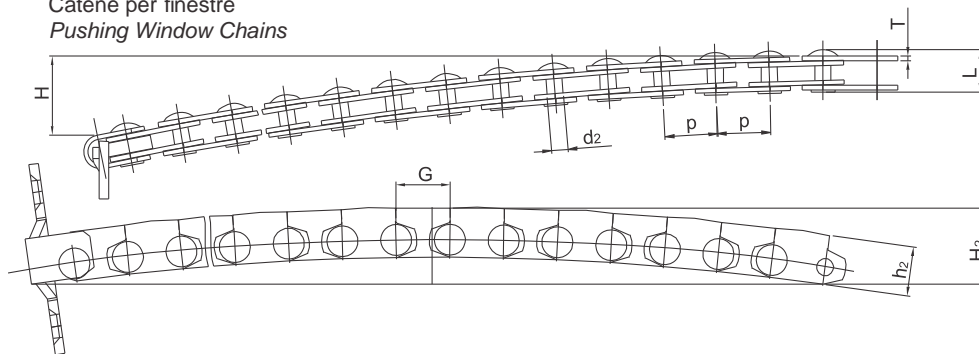
Catene a rulli anticurvatura & catene per finestre / Anti-Side Bow & Pushing **Windows** Chains

Catene a Rulli anticurvatura
Anti-Side Bow Chains



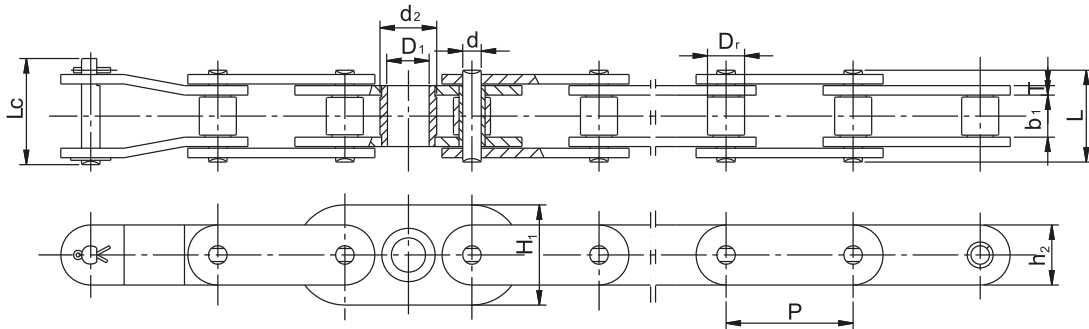
Catena Chain	Passo Pitch	Diametro bussola Bush diameter	Larghezza interna Width between inner plates	Diametro Perno Pin diameter	Largh. catena ribadita Riveted chain width		Dimensioni piastre Plates dimensions			Carico di rottura min. Ultimate tensile strength	Peso al metro Weight per meter
	p	d ₃ max	b ₁ min	d ₂ max	L max	L _c max	H	h	t/T max	Q min	q ≈
	mm	mm	mm	mm	mm	mm	mm	mm	mm	kN	Kg/m
SPC9.525	9.525	5.08	4.68	3.58	13.1	14.6	13.1	8.6	2/1.3	10.8	0.73

Catene per finestre
Pushing Window Chains

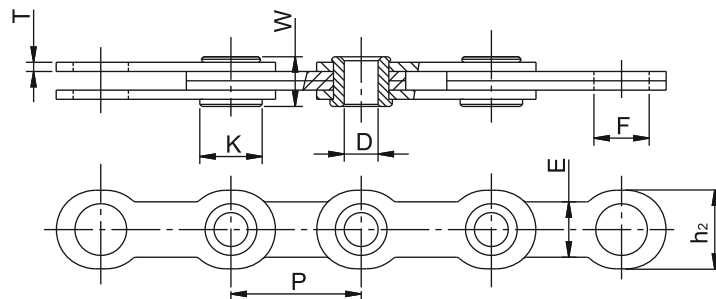


Catena Chain	Passo Pitch	Diametro Perno Pin diameter	Largh. catena ribadita Riveted chain width	Dimensioni piastre Plates dimensions			Dimensioni piastre Plates dimensions		Peso al metro Weight per meter
	p	d ₂ max	L max	h ₂ max	G max	T max	H	H ₂ max	q ≈
	mm	mm	mm	mm	mm	mm	mm	mm	Kg/m
SPC12.65a	12.70	3.9	9.80	11.95	12.80	1.1	50 ~ 80	17.0	0.33
* SPC12.65	12.70	3.9	9.80	11.95	12.80	1.1	55 ~ 75	17.0	0.33

* Catene in Acciaio INOX / * Stainless Steel Chains

Catene per **macchine tessili** / Chains for **Textile Machines**


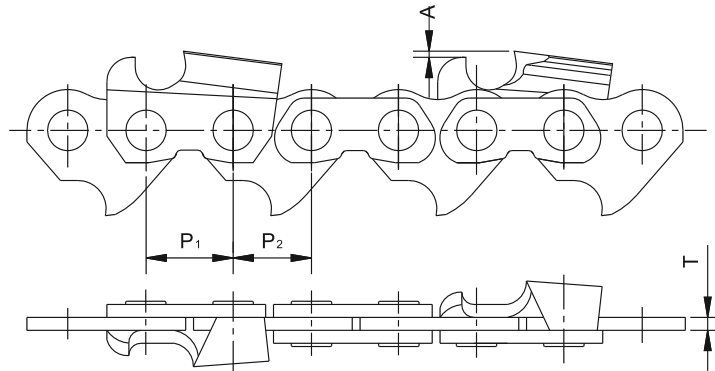
Catena Chain	Passo Pitch	Diam. Rullo Roller diameter	Larghezza interna Width between inner plates	Altezza piastra Inner plate depth	Spessore piastra Plate thickness	Diametro Perno Pin diameter	Largh. catena ribadita Riveted chain width		Dimensioni degli attacchi Attachments dimensions		
	P	Dr max	b ₁ min	h ₂ max	T	d max	L max	L _c max	D ₁	d ₂	H ₁ max
	mm	mm	mm	mm	mm	mm	mm	mm	mm	mm	mm
C2120H-15L C/W G1	76.20	22.23	25.22	36.20	5.65	11.10	53.80	60.40	25.00	34.00	60.00
C2140H-15L C/W G1	88.90	25.40	25.22	42.24	6.45	12.70	57.90	62.50	30.00	42.80	60.00
CP92H-15L C/W G1	92.00	25.40	25.22	42.24	6.45	12.70	57.90	62.50	30.00	42.80	60.00



Catena Chain	Passo Pitch	Dimensioni bussola Bushing dimensions				Dimensioni piastre Plates dimensions			
	P	D	W	K	h ₂	E	F	T	
	mm	mm	mm	mm	mm	mm	mm	mm	
HL36.5	36.51	9.50	14.80	17.50	22.00	15.50	14.50	2.60	

Note: Usata per fibre di cotone
Note: Used for cotton fiber

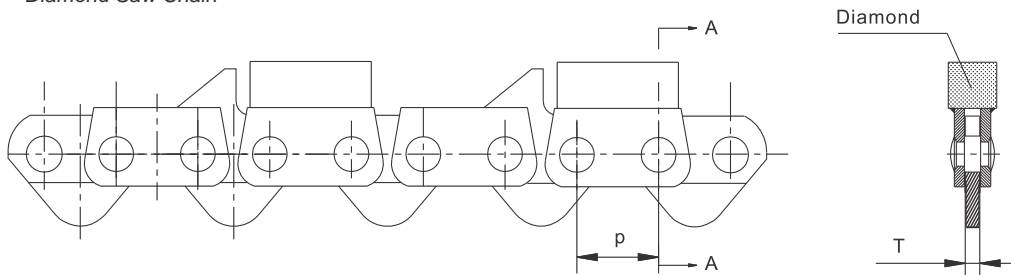
Catene per motoseghe / Saws Chains



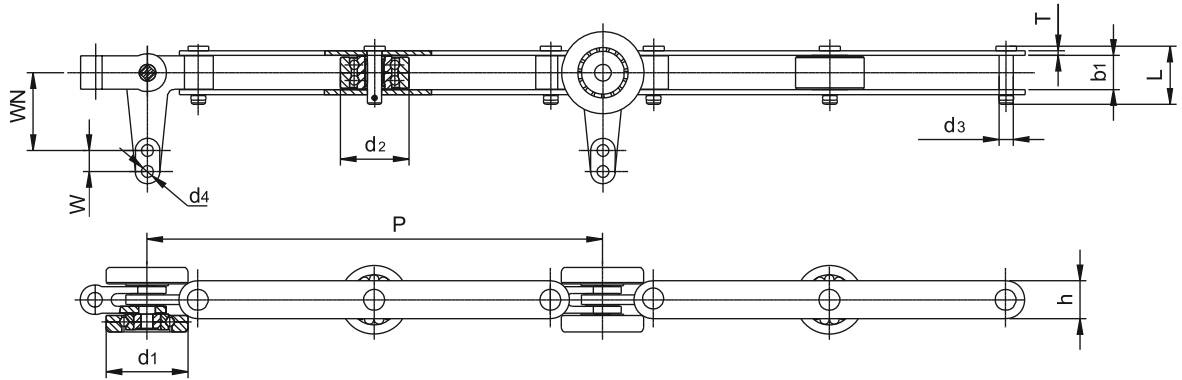
Catena LY LY Chain	Passo 1 Pitch 1	Passo 2 Pitch 2	Altezza di taglio Depth gauge setting	Spessore piastra di guida Transmission-plate thickness		Carico di rottura min. Ultimate tensile strength	Carico di rottura medio Average tensile strength
	P ₁	P ₂	A	T	*δ	Q	Q ₀
	mm	mm	mm	mm	mm	kN	kN
JL9d-3	9.52	9.33	0.65	1.30	± 0.05	3.50	4.20
JL8-3	8.25	8.25	0.65	1.30		6.00	6.90
JL8-5	8.25	8.25	0.65	1.50		7.00	8.00
JL9-3	9.52	9.33	0.65	1.30		7.00	8.00
JL9-5	9.52	9.33	0.65	1.50		8.00	9.2
JL10-6	10.26	10.26	0.76	1.60		8.50	10.40

*δ Tolleranza dello spessore delle piastre / *δ indicates tolerance of transmission-plates thickness.

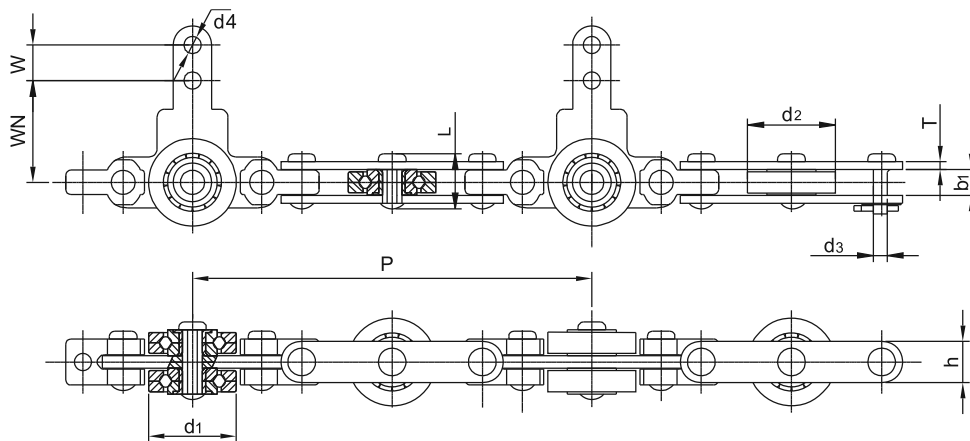
Catena Diamantata per motosega
Diamond Saw Chain



Catena Chain	Passo Pitch	Spessore piastra di guida Transmission-plate thickness	Carico di rottura min. Ultimate tensile strength	Carico di rottura medio Average tensile strength
	P	T	Q	Q ₀
	mm	mm	kN	kN
Yj9	9.95	1.80	7.93	9.20

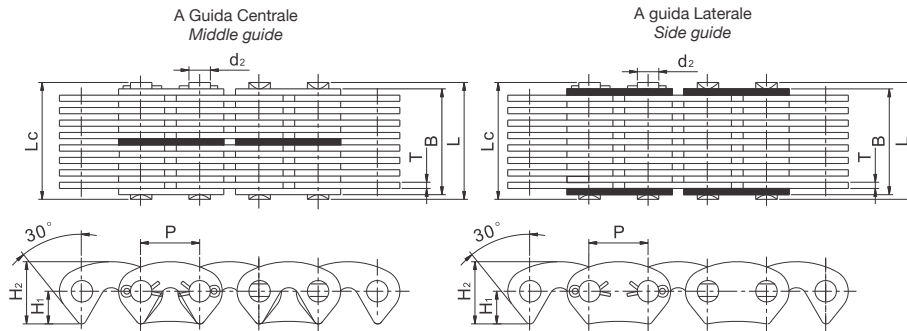
Catene per **trasporto e sollevamento** / *Hanging Conveyor Chains*


Catena Chain	Passo Pitch	Diametro Rullo Roller diameter		Larghezza interna Width between inner plates	Diametro Perno Pin diameter	Largh. catena ribadita Riveted chain width	Dimensioni piastre Plates dimensions		Dimensioni attacchi Attachments dimensions		
	P	d ₁	d ₂	b ₁	d ₃	L	h	T	W	d ₄	WN
	mm	mm	mm	mm	mm	mm	mm	mm	mm	mm	mm
P304.8XG	304.8	55	46	22.8	9.8	40	25.6	3.2	14	7.9	52



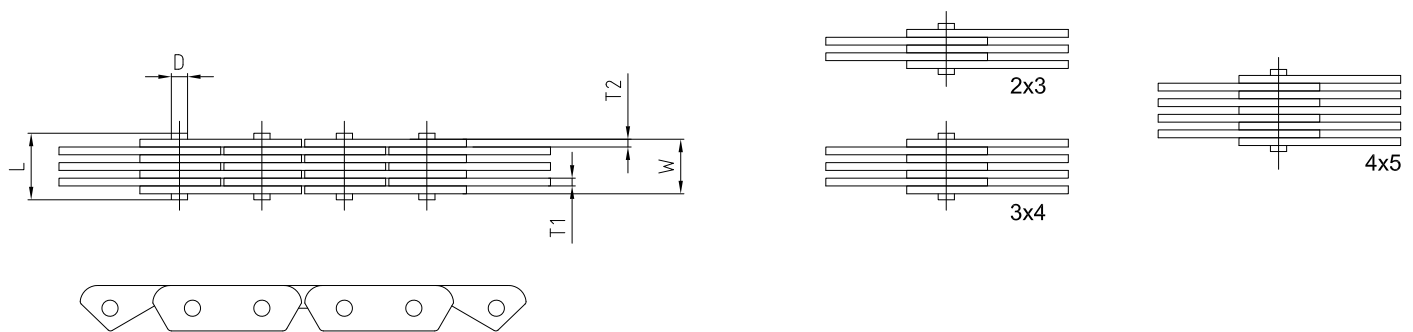
Catena Chain	Passo Pitch	Diametro Rullo Roller diameter		Larghezza interna Width between inner plates	Diametro Perno Pin diameter	Largh. catena ribadita Riveted chain width	Dimensioni piastre Plates dimensions		Dimensioni attacchi Attachments dimensions		
	P	d ₁	d ₂	b ₁	d ₃	L	h	T	W	d ₄	WN
	mm	mm	mm	mm	mm	mm	mm	mm	mm	mm	mm
P152.4XG	152.4	33.3		9.9	6.4	22.1	15.9	3	13.5	6.5	38.8

Catene silenziose / Silent Chains



SERIE AMERICANA / AMERICAN SERIES

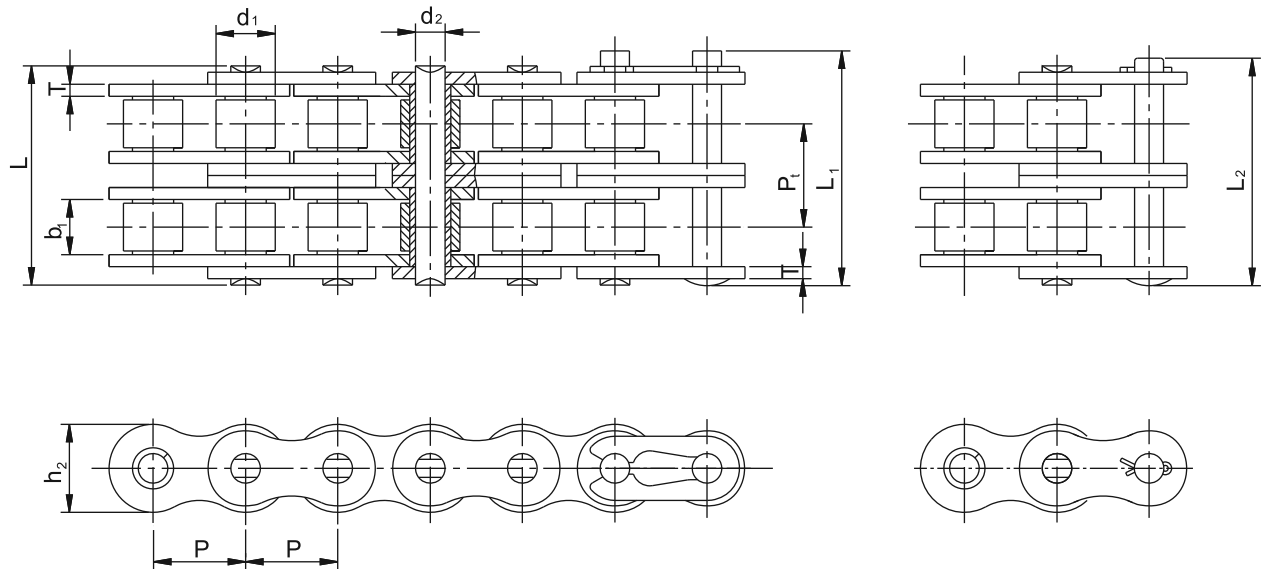
Catena Chain	Passo Pitch	Larghez. Catena Chain width	Diametro Perno Pin diameter	Largh. catena ribadita Riveted chain width		Distanza dal centro del foro Distance from hole center to tooth	Altezza piastra Inner plate depth	Spessore piastra Plate thickness	Guida da Guide from	Numero Piastre Number of plates	Carico di rottura min. Ultimate tensile strength	Carico di rottura medio Average tensile strength	Peso al metro Weight per meter
	P	B min	d ₂ max	L max	Lc max	H ₁	H ₂ max	T		n	Q min	Q ₀	q ≈
	mm	mm	mm	mm	mm	mm	mm	mm			kN	kN	kg/m
CL06	9.525	13.5	3.96	18.5	20.0	5.3	10.0	1.5	Esterno Outside	9	10.0	11.2	0.60
		16.5		21.5	23.0					11	12.5	14.0	0.73
		19.5		24.5	26.0					13	15.0	16.8	0.85
		22.5		27.5	29.0					15	17.5	19.6	1.00
		28.5		33.5	35.0					19	22.5	25.2	1.26
CL08	12.70	19.5	5.08	24.5	26.0	7.0	13.4	1.5	Esterno Outside	13	23.4	26.2	1.15
		22.5		27.5	29.0					15	27.4	30.6	1.33
		25.5		30.5	32.0					17	31.3	35.0	1.50
		28.5		33.5	35.0					19	35.2	39.4	1.68
		34.5		39.5	41.0					23	43.0	48.1	2.04
		40.5		45.5	47.0					27	50.8	56.8	2.39
		46.5		51.5	53.0					31	58.6	65.6	2.74
		52.5		57.5	59.0					35	66.4	74.3	3.10
CL10	15.875	30.0	5.94	37.0	38.2	8.7	16.7	2.0	Interno Inside	15	45.6	50.6	2.21
		38.0		45.0	46.2					19	58.6	65.0	2.80
		46.0		53.0	54.2					23	71.7	79.5	3.39
		54.0		61.0	62.4					27	84.7	94.0	3.99
		62.0		69.0	70.4					31	97.7	108.4	4.58
CL12	19.05	38.0	6.90	45.0	46.5	10.5	20.0	2.0	Interno Inside	19	70.0	77.6	3.37
		46.0		53.0	54.5					23	86.0	95.4	4.08
		54.0		61.0	62.8					27	102.0	113.2	1.78
		62.0		69.0	70.8					31	117.0	129.8	5.50
		70.0		77.0	78.8					35	133.0	147.6	6.20
CL16	25.4	45.0	8.90	52.0	53.5	14.0	26.7	3.0	Interno Inside	15	111.0	123.2	5.31
		51.0		58.0	59.5					17	125.0	138.7	6.02
		57.0		64.0	65.5					19	141.0	156.5	6.37
		69.0		76.2	77.7					23	172.0	190.9	8.15
		81.0		88.2	89.7					27	203.0	225.3	9.57
		93.0		100.2	101.7					31	235.0	260.8	10.98
CL20	31.75	57.0	10.84	66.6	69.6	17.5	33.4	3.0	Interno Inside	19	165.0	183.1	8.42
		69.0		78.6	81.6					23	201.0	223.1	10.19
		81.0		90.6	93.6					27	237.0	263.2	11.96
		93.0		102.6	105.6					31	273.0	303.0	13.73
		105.0		114.6	117.6					35	310.0	341.0	15.50
		117.0		126.6	129.6					39	346.0	380.6	17.27

Catene distribuzione motore / Timing Chains for Engine


GB Catena GB Chain	JCAS Catena JCAS Chain	Passo	Diam. Rullo	Larghezza interna	Diametro Perno	Largh. catena ribadita	Altezza piastra	Carico di rottura min.	Carico di rottura medio	Peso al metro
		Pitch	Roller diameter	Width between inner plates	Pin diameter	Riveted chain width	Inner plate depth	Ultimate tensile strength	Average tensile strength	Weight per meter
		p	d ₁ max	b ₁ min	d ₂ max	L max	h ₂ max	Q min	Q ₀	q ≈
		mm	mm	mm	mm	mm	mm	kN	kN	kg/m
04MA	25H	6.35	3.30	3.18	2.31	8.90	6.00	4.80	5.20	0.17
04C		6.35	3.30	3.18	2.31	7.90	6.00	3.50	4.40	0.15
04C-2		6.35	3.30	3.18	2.31	14.50	6.00	7.00	8.20	0.28
05MA	219	7.774	4.59	5.00	3.01	12.00	7.60	6.60	7.10	0.27
05MC	270	8.50	5.00	4.75	3.28	13.30	8.45	9.80	11.70	0.33
06B-1		9.525	6.35	5.72	3.28	13.15	8.26	8.90	10.30	0.41
06B-2		9.525	6.35	5.72	3.28	23.40	8.26	16.90	18.10	0.74
06C		9.525	5.08	4.77	3.58	12.40	9.00	7.90	9.80	0.33

GB/ISO Catena GB/ISO Chain	Passo	Larghezza Catena	Allacciatura Perno	Diametro Perno	Largh. catena ribadita	Spessore maglia		Profondità maglia		Carico di rottura min.	Carico a fatica	Peso al metro
	Pitch	Chain width	Pin lacing	Pin diameter	Riveted chain width	Link thickness		Link depth		Ultimate tensile strength	Fatigue strength	Weight per meter
	p	W		D max	L max	T ₁	T ₂	H ₁	H ₂	Q min	Q ₀ min	q ≈
	mm	mm		mm	mm	mm				kN	kN	kg/m
C063-4.8	6.35	4.80	2 x 3	2.70	6.10	1.04	0.72	3.92	6.72	5.46	0.98	0.173
C063-6.5	6.35	6.50	3 x 4	2.70	8.25	1.04	0.72	3.92	6.72	7.23	1.47	0.248
C063-9.5	6.35	9.50	4 x 5	2.70	10.95	1.04	1.04	3.92	6.72	9.52	2.06	0.340

Giunti a catena / Couplings Chains

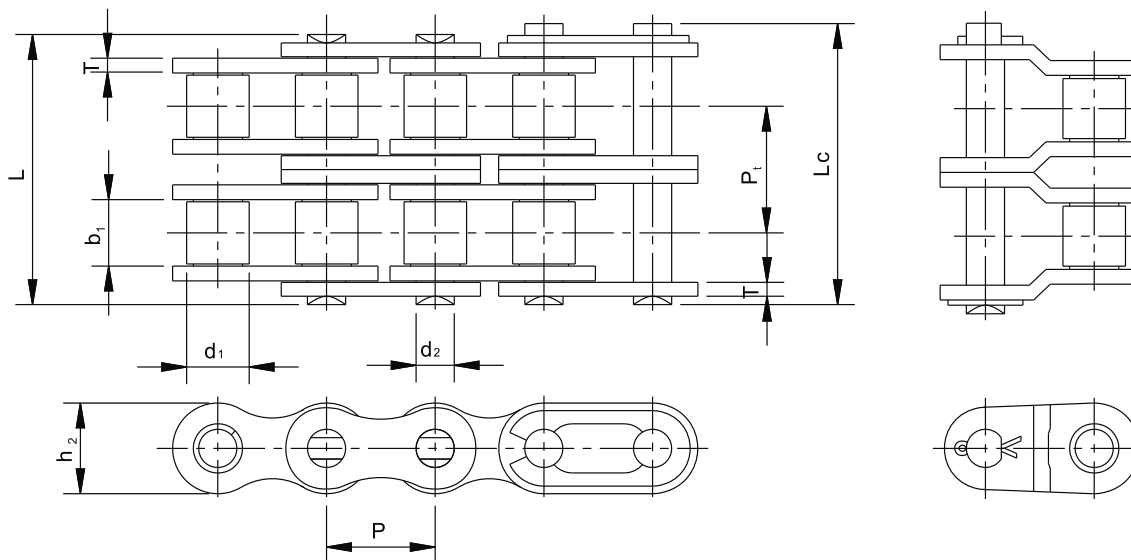


Catena Chain	Passo Pitch	Diametro Rullo Roller diameter	Larghezza interna Width between inner plates	Diametro Perno Pin diameter	Largh. catena ribadita Riveted chain width			Altezza piastra Inner plate depth	Passo trasvers. Transverse pitch	Spessore piastra Plate thickness	Carico di rottura min. Ultimate tensile strength	Carico di rottura medio Average tensile strength	Peso al metro Weight per meter
	P	d _{1 max}	b _{1 min}	d _{2 max}	L max	L _{1 max}	L _{2 max}	h _{2 max}	Pt	T	Q _{min}	Q ₀	q _≈
	mm	mm	mm	mm	mm	mm	mm	mm	mm	mm	kN	kN	Kg/m
4012													0.16
4014	12.700	7.95	7.85	3.96	31.00	32.60	-	12.07	14.38	1.50	27.60	35.60	0.19
4016													0.21
5014													0.45
5016	15.875	10.16	9.40	5.08	38.90	40.30	-	15.09	18.11	2.06	43.60	56.00	0.52
5018													0.59
6018													1.00
6020	19.050	11.91	12.57	5.94	48.80	-	52.50	18.08	22.78	2.44	62.30	82.40	1.11
6022													1.22
8018													2.35
8020	25.400	15.88	15.75	7.92	62.70	-	67.10	24.13	29.29	3.26	111.20	143.00	2.62
8022													2.89
10020	31.750	19.05	18.90	9.53	76.40	-	80.50	30.18	35.76	4.00	173.50	204.00	5.28
10022													5.81
12018	38.100	22.23	25.22	11.10	96.30	-	101.60	36.20	45.44	4.80	249.10	313.80	8.14



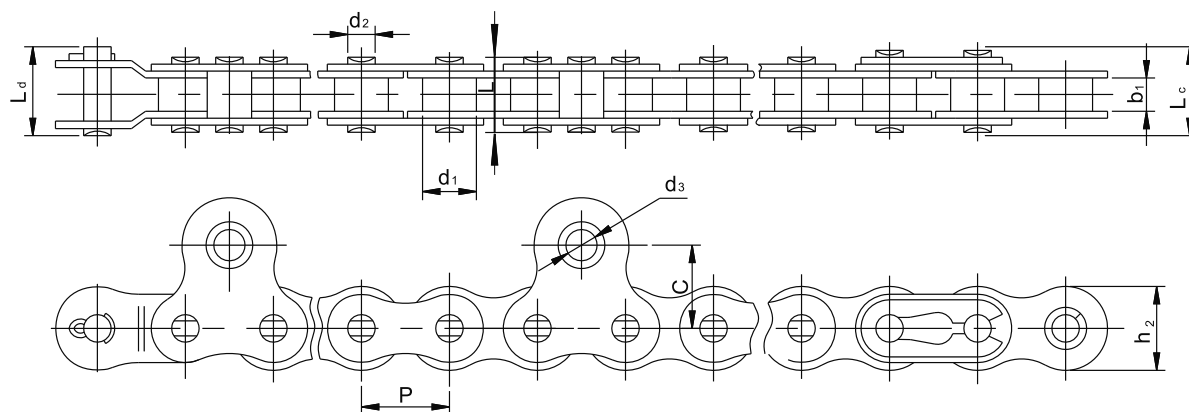


CATENE SERIE AGRICOLA
AGRICULTURAL CHAINS

Catene ISO/DIN per **uso agricolo per semina e raccolta** / *ISO/DIN Walking Tractor Chains and Ratay Tillage Chains*


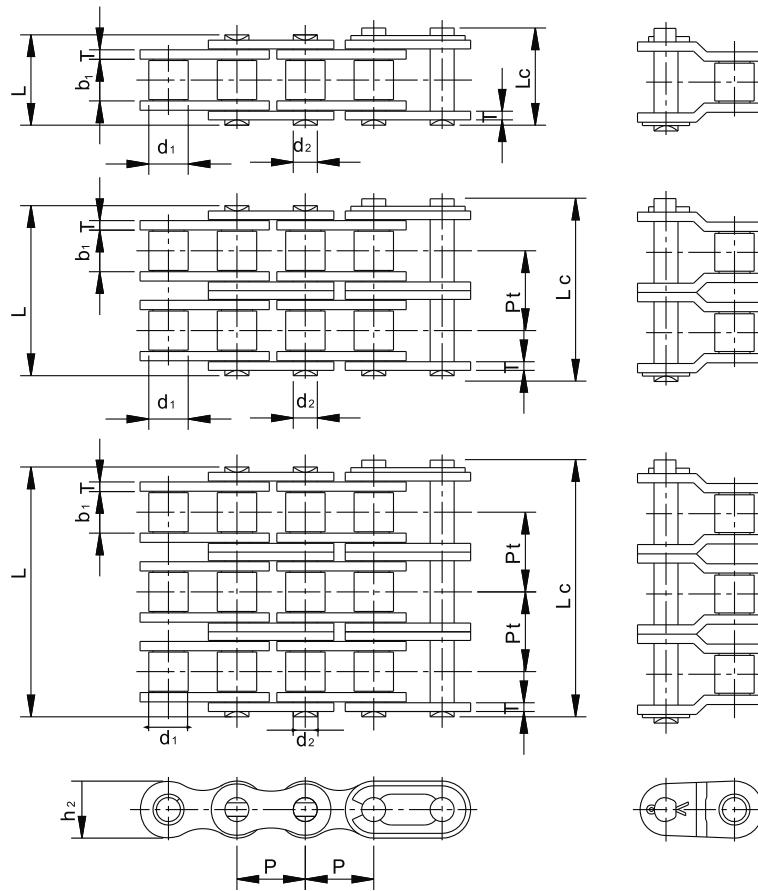
Catena Chain	Passo Pitch	Diam. Rullo Roller diameter	Larghezza interna Width between inner plates	Diametro Perno Pin diameter	Largh. catena ribadita Riveted chain width		Altezza piastra Inner plate depth	Spessore piastra Plate thickness	Passo trasversale Transverse pitch	Carico di rottura min. Ultimate tensile strength	Carico di rottura medio Average tensile strength	Peso al metro Weight per meter
	P	d_1 max	b_1 min	d_2 max	L max	Lc max	h_2 max	T	Pt	Q(ISO/ DIN) min	Q_0	q ≈
	mm	mm	mm	mm	mm	mm	mm	mm	mm	kN	kN	kg/m
08-B2A	12.70	8.51	7.75	4.45	31.00	33.00	11.81	1.60	13.92	31.1/32.0	37.4	1.34
12A-2A	19.05	11.91	12.57	5.94	48.80	51.50	18.08	2.44	22.78	62.3/63.6	82.4	2.92
12AH-2A	19.05	11.91	12.57	5.94	56.00	60.60	18.08	3.26	26.11	62.3/63.6	85.0	3.71
16A-2A	25.40	15.88	15.75	7.92	62.70	67.10	24.13	3.26	29.29	111.2/113.4	143.0	5.15

Catene da sollevamento per uso agricolo / Agricultural Leaf Chains



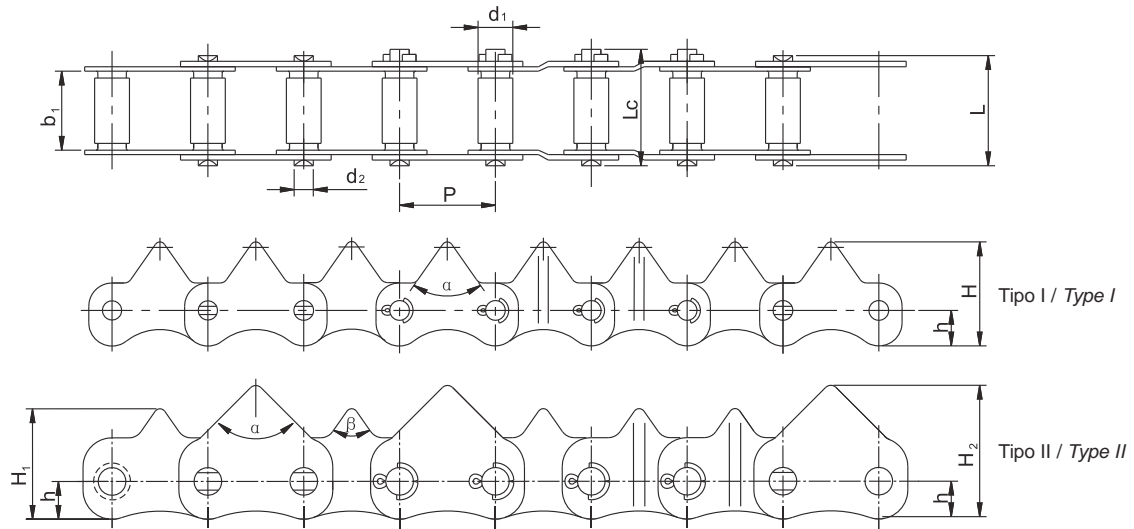
Catena Chain	Passo Pitch	Diam. Rullo Roller diameter	Larghezza interna Width between inner plates	Diametro Perno Pin diameter	Largh. catena ribadita Riveted chain width			Altezza piastra Inner plate depth	Dimensioni degli attacchi Attachments dimensions		Carico di rottura min. Ultimate tensile strength	Carico di rottura medio Average tensile strength
	P	$d_{1\max}$	$b_{1\min}$	$d_{2\max}$	L max	Lc max	$L_o\max$	$h_{2\max}$	d_1	C	Q	Q_0
	mm	mm	mm	mm	mm	mm	mm	mm	mm	mm	kN	kN
YM415	12.7	7.77	4.8	3.95	13.3	15.10	16.2	12.0	3.96	12.0	15.68	16.2
#415S (a)	12.7	7.77	4.8	3.95	13.3	14.40	-	10.4	4.45	12.0	14.20	16.2
#415S (b)	12.7	7.77	4.8	3.95	13.3	14.40	-	10.4	4.45	12.0	14.20	16.2

Le Catene #415s (a), #415(b) differiscono solo per il numero di attacchi
Chains #415s (a), #415(b) only differ in the number of attachments

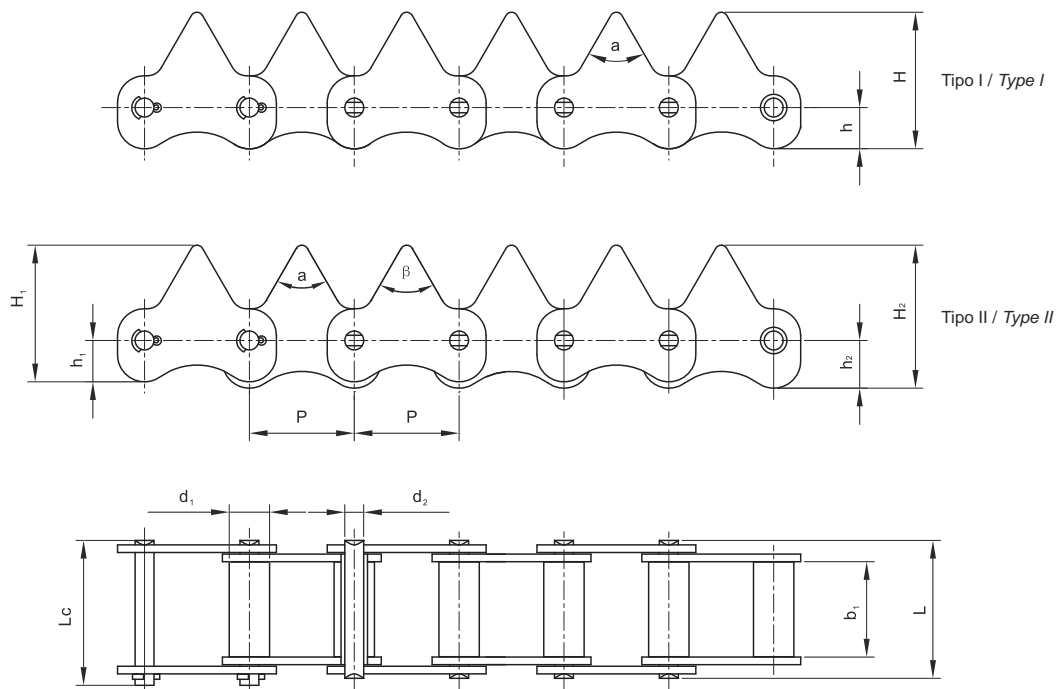
Catene ISO/DIN **standard** / ISO/DIN **Standard** Chains


Catena Chain	Passo	Diam. Rullo	Larghezza interna	Diametro Perno	Largh. catena ribadita		Altezza piastra	Spessore piastra	Passo trasv.	Carico di rottura min.	Carico di rottura medio	Tipo
	Pitch	Roller diameter	Width between inner plates	Pin diameter	Riveted chain width		Inner plate depth	Plate thickness	Transverse pitch	Ultimate tensile strength	Average tensile strength	Type
	P	$d_{1\max}$	$b_{1\min}$	$d_{2\max}$	L max	Lc max	$h_{2\max}$	T	Pt	Q(ISO/DIN) min	Q_0	$q \approx$
	mm	mm	mm	mm	mm	mm	mm	mm	mm	kN	kN	kg/m
08B1A	12.70	8.51	7.75	4.45	16.70	18.20	11.80	1.60	-	17.80/18.00	19.40	0.69
08B3A	12.70	8.51	7.75	4.45	45.10	46.10	11.80	1.60	13.92	44.50/47.50	57.80	2.03
10A1A	15.875	10.16	9.40	5.08	20.70	22.20	15.09	2.06	-	21.80/22.20	29.40	1.02
10A2A	15.875	10.16	9.40	5.08	38.90	40.40	15.09	2.06	18.11	43.60/44.40	58.10	2.00
12A1A	19.05	11.91	12.57	5.94	25.90	27.70	18.00	2.44	-	31.10/31.80	41.50	1.50
15A1A	25.40	15.88	15.75	7.92	32.70	35.00	24.00	3.26	-	55.60/56.70	09.40	2.80
16AH1A	25.40	15.88	15.75	7.92	36.20	37.70	24.00	4.00	-	55.60/56.70	71.40	3.10

Catene ISO/DIN standard / ISO/DIN Standard Chains

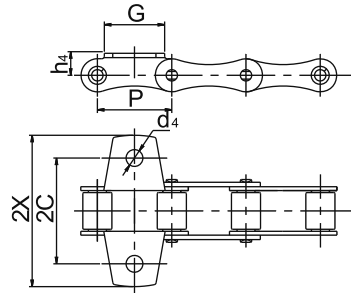


Catena Chain	Passo <i>Pitch</i>	Diam. Rullo <i>Roller diameter</i>	Larghezza interna <i>Width between inner plates</i>	Diametro Perno <i>Pin diameter</i>	Largh. catena ribadita <i>Riveted chain width</i>		Angolo dente <i>Tooth angle</i>	Dimensioni piastra <i>Plate dimensions</i>		Carico di rottura min. <i>Ultimate tensile strength</i>	Tipo Type
	P	d_1 max	b_1 min	d_2 max	L max	Lc max	α	h	H	Q	
	mm	mm	mm	mm	mm	mm	Angle	mm	mm	kN	
3318T	33	10.1	18	7	29.5	32.0	70°	13	38	19.6	I
3322T	33	10.1	22	7	33.5	36.0	70°	13	38	19.6	I
3325T	33	10.1	25	7	36.5	39.0	70°	13	38	19.6	I
3325Ta	33	10.1	25	7	35.2	37.4	90°	13	38	19.6	I
3330T1	33	10.1	30	7	41.5	44.0	60°	13	43	19.6	I
3330T2	33	10.1	30	7	41.5	44.0	70°	13	38	19.6	I
3330Ta	33	12.8	30	7	39.5	42.5	70°	13	38	19.6	I
3358T	33	10.1	58	7	69.5	72.0	70°	10	43	19.6	I
3358Ta	33	10.1	58	7	68.5	70.8	75°	10	43	19.6	I
3558T	35	10.1	58	7	69.35	71.65	90°	15	48	22.5	I
3358b	33	12.8	58	9.5	70.1	72.8	$\alpha: 90^\circ$ $\beta: 75^\circ$	13	$H_1: 38$ $H_2: 46$	19.6	II
3358C/C*b	33	12.7	58	9.5	70.3	72.9	$\alpha: 90^\circ$ $\beta: 70^\circ$	13	$H_1: 38$ $H_2: 46$	19.6	II

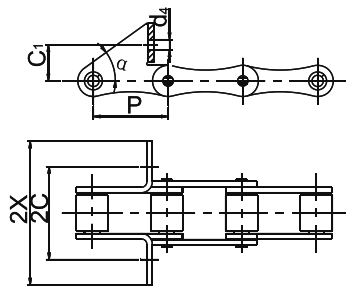
Catene ISO/DIN **standard** / ISO/DIN **Standard** Chains


Catena Chain	Passo <i>Pitch</i>	Diam. Rullo <i>Roller diameter</i>	Larghezza interna <i>Width between inner plates</i>	Diametro Perno <i>Pin diameter</i>	Largh. catena ribadita <i>Riveted chain width</i>		Angolo dente <i>Tooth angle</i>	Dimensioni piastra <i>Plate dimensions</i>		Carico di rottura min. <i>Ultimate tensile strength</i>	Tipo Type
	P	d ₁ max	b ₁ min	d ₂ max	L max	Lc max	α	h	H	Q	
	mm	mm	mm	mm	mm	mm	Angle	mm	mm	kN	
3330	33	12.7	30	5.94	43.5	45.6	60°	h ₁ : 13 h ₂ : 15	H ₁ : 43 H ₂ : 45	19.6	II
3330a	33	12.7	30	5.94	43.5	45.6	70°	13	38	19.6	I
3322	33	12.7	22	5.94	35.5	37.6	70°	15	40	19.6	I
3358	33	12.7	58	7.0	70.9	73.5	α: 90° β: 75°	13	H ₁ : 38 H ₂ : 46	19.6	II

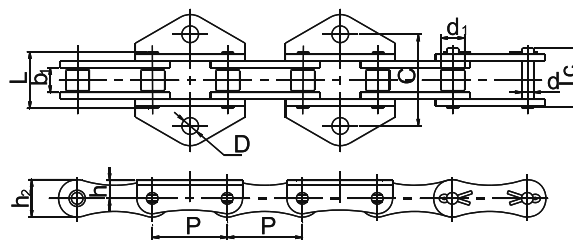
Catene combinate **GS38** / **GS38** Combined Chains



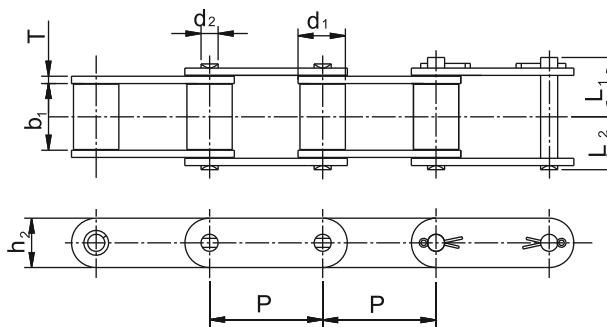
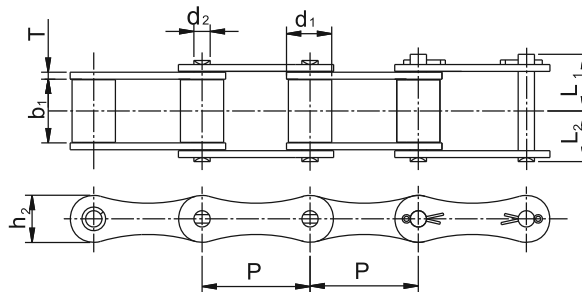
Catena Chain	P	G	2C	2X	h4	d4
	mm	mm	mm	mm	mm	mm
GS38P2	38.0	17.2	52	72	15	11.1



Catena Chain	P	C ₁	2C	2X	α	d ₄
	mm	mm	mm	mm	Angle	mm
GS38Ld ₂	38.0	30	52	72	47°	6.5

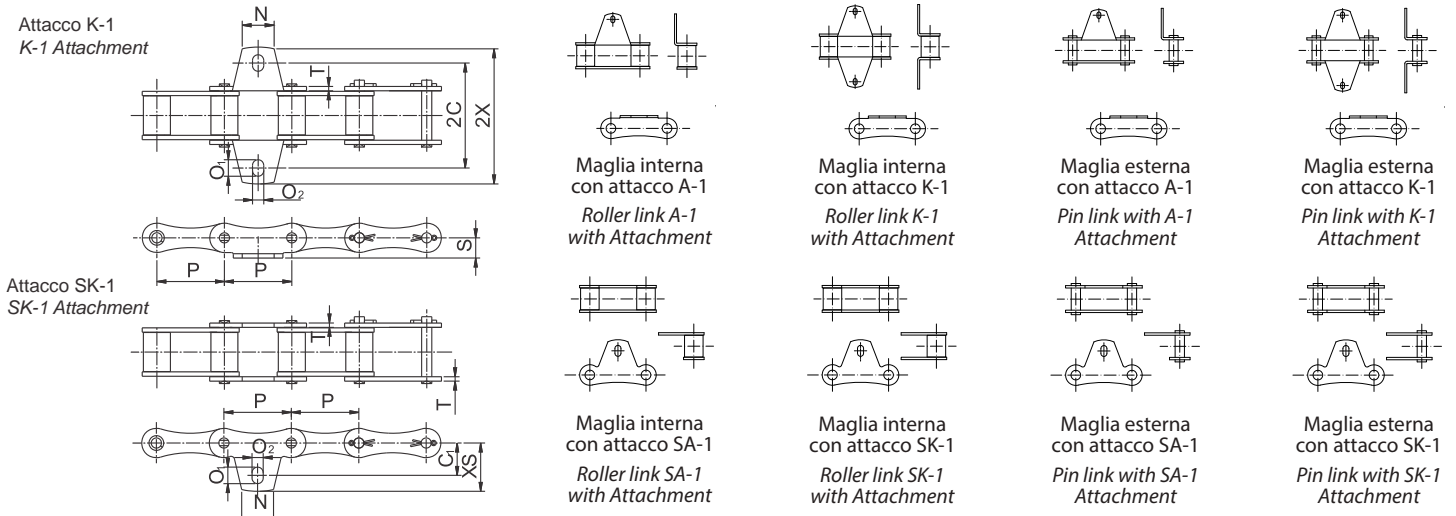


Catena Chain	P	b ₁	d ₁	d	L	L _c	h ₂	h	C	D
	mm	mm	mm	mm	mm	mm	mm	mm	mm	mm
212AWK	38.1	12.57	11.91	5.94	25.60	27.70	18.08	10.00	45.00	8.50

Tipo MR, tipo RF e attacchi / MR Type, RF Type and Attachment Links


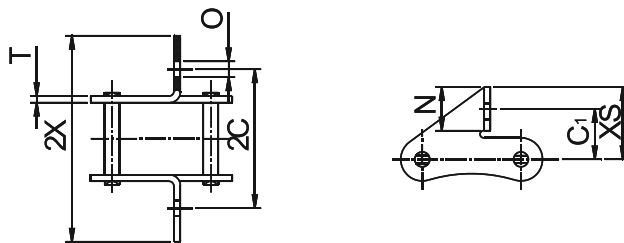
Catena Chain	Passo Pitch	Diam. Rullo Roller diameter	Larghezza interna Width between inner plates	Perno Pin			Piastra Plate		Carico di rottura min. Ultimate tensile strength	Peso al metro Weight per meter
	P	b ₁	d ₁	d ₂	L ₁	L ₃	T	h ₂	Q(min)	q ≈
	mm	mm	mm	mm	mm	mm	mm	mm	kgf	kg/m
S32(MR32)	23.21	11.43	15.9	4.44	14.45	13.05	1.5	12.8	900	0.75
S42(MR42)	34.925	14.27	19.1	7.00	19.05	16.85	2.5	19.0	3.000	1.61
S52(MR52)	38.10	15.24	22.2	5.72	20.80	18.40	2.5	16.4	2.000	1.57
S55(MR55)	41.40	17.78	22.2	5.72	20.80	18.40	2.5	16.6	2.000	1.64
S45(MR45)	41.40	15.24	22.2	5.72	20.80	18.40	2.5	16.6	2.000	1.44
S52(MR52)	41.91	19.05	25.4	5.72	20.75	20.05	2.5	16.6	2.900	1.87
C550(RF550) CA550)	41.40	16.80	20.2	7.15	20.85	17.35	2.7	20.0	5.100	1.95
C620(RF620) CA620)	42.01	17.68	25.0	7.15	24.15	21.05	3.2	20.0	5.100	2.38

Attacchi / Attachments

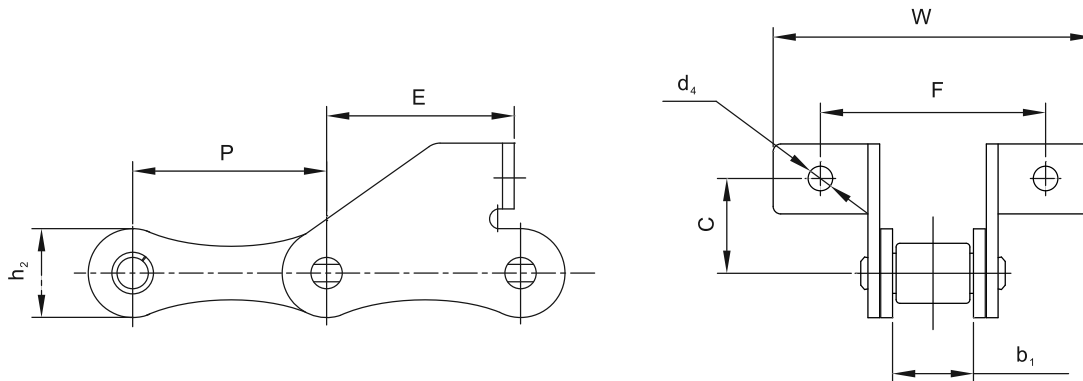


Catena Chain	Passo Pitch	Dimensioni degli attacchi Attachments dimensions								
	P	2C	C ₁	N	O ₁	O ₂	S	T	2X	XS
	mm	mm	mm	mm	mm	mm	mm	mm	mm	mm
S32(MR32)	29.21	42.86	17.3	17.0	6.80	5.2	8.6	1.5	59.9	25.9
S42(MR42)	34.925	54.00	23.6	23.6	10.10	6.9	14.0	2.5	75.0	34.2
S52(MR52)	38.10	58.70	22.1	16.0	8.50	6.9	11.4	2.5	76.5	30.8
S55(MR52)	41.40	54.00	19.8	22.0	10.10	6.9	11.4	2.5	74.0	29.9
S45(MR45)	41.40	54.00	19.8	22.0	10.10	6.9	11.4	2.5	74.0	29.9
S62(MR62)	41.91	66.70	24.6	24.0	13.20	6.9	11.4	2.5	95.3	38.6

Guida con Attacchi SD-1 / SD-1 Driving Attachments

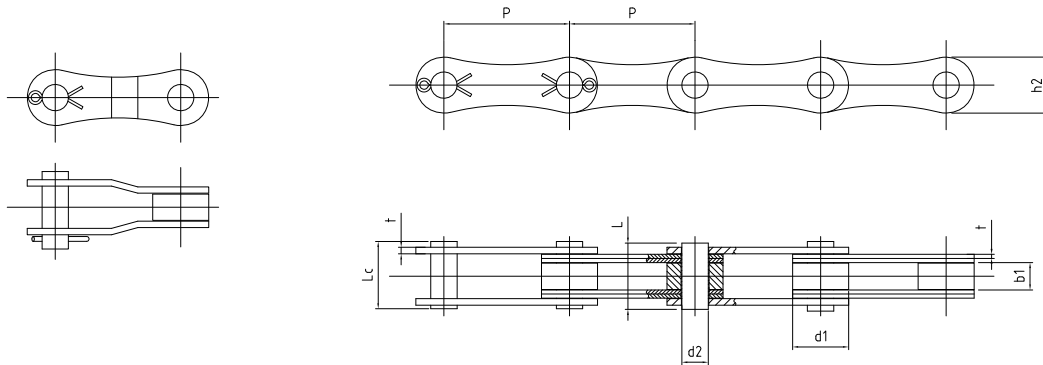


Catena Chain	Passo Pitch	Dimensioni degli attacchi Attachments dimensions						
	P	2C	C ₁	N	O	T	2X	XS
	mm	mm	mm	mm	mm	mm	mm	mm
S52(MR52)	38.1	58	20	16	6.6	2.5	86	28
S55(MR55)	41.4	58	20	16	6.6	2.5	86	28
S45(MR45)	41.4	58	20	16	6.6	2.5	86	28

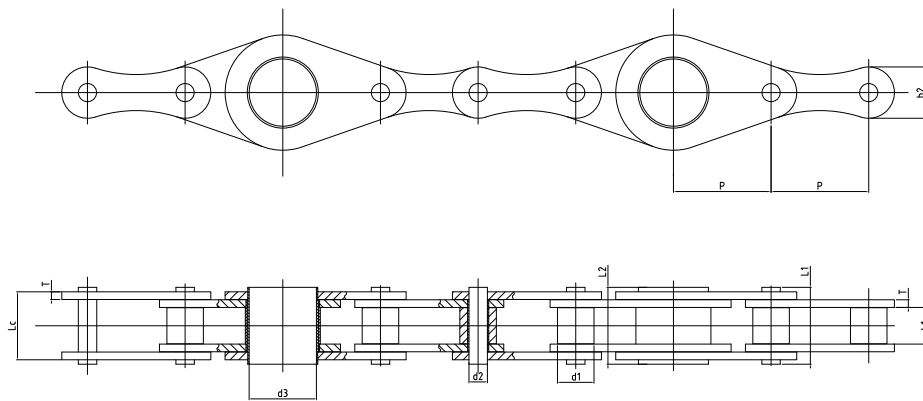
Catene da **agricoltura** con attacchi **tipo C / C Type Agricultural Chains with Attachments**


Catena Chain	P	b ₁	C	E	F	W	d ₄	h ₂
	mm	mm	mm	mm	mm	mm	mm	mm
S32SD	29.21	15.88	20.0	19.2	58.0	78.0	6.4	13.2
S45W-F1	41.40	22.23	20.0	37.0	58.0	87.0	6.6	17.3
S45W-F4	41.40	22.23	20.5	33.2	58.0	85.6	6.6	17.3
S45F1	41.40	22.23	21.0	25.0	62.4	83.4	8.5	17.3
S52SD	38.10	22.23	20.0	19.2	62.0	88.5	6.4	17.3
S52F4	38.10	15.8	20.6	37.0	53.8	69.5	6.4	16.7
S52F8	38.10	22.23	20.6	37.0	60.7	76.4	6.4	17.3
S52F9	38.10	18.5	20.0	18.5	54.5	71.0	6.5	16.5
S52LSD	38.10	16.4	20.0	17.5	54.5	71.0	6.5	16.5
S55F2	41.40	22.23	20.0	37.0	58.0	87.0	6.4	17.3
S55F3	41.40	22.23	20.5	33.2	58.0	85.6	6.6	17.3
S55F4	41.40	22.23	20.0	37.0	58.0	87.0	6.6	17.3
S55F6	41.40	22.23	20.0	30.0	58.0	87.0	6.4	17.3
S55F7	41.40	22.23	20.5	33.2	62.0	85.6	6.6	17.3
S62SD	41.91	26.2	20.0	32.6	61.4	92.0	6.4	17.3

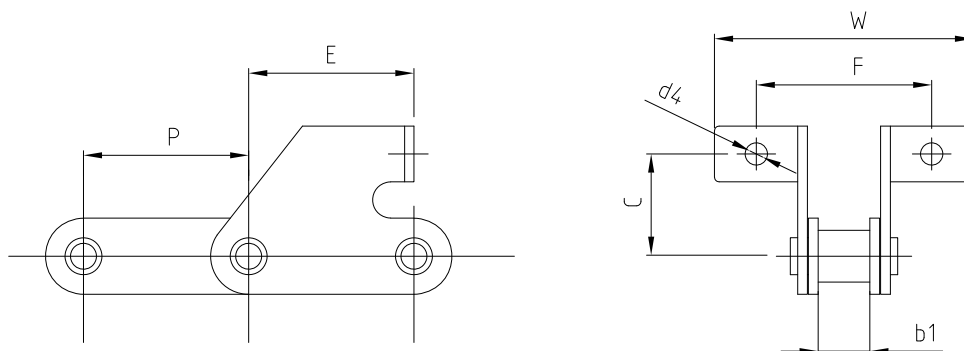
Catene ISO/DIN per **agricoltura** con attacchi **tipo C** / **ISO/DIN C Type Agricultural Chains**



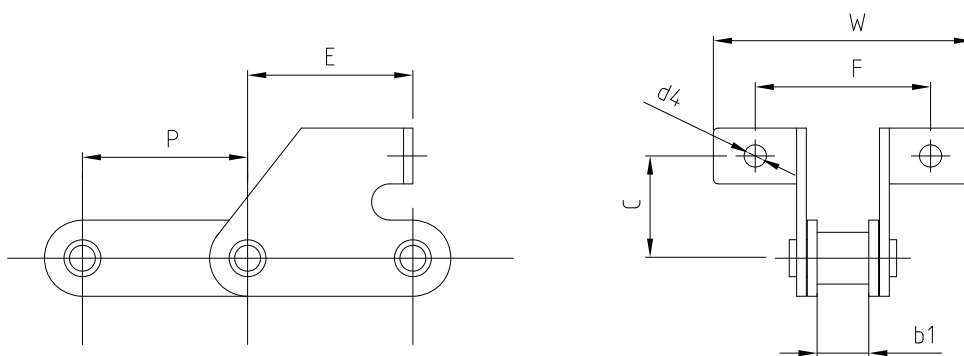
Catena Chain	Passo Pitch	Diam. Rullo Roller diameter	Larghezza interna Width between inner plates	Diametro Perno Pin diameter	Largh. catena ribadita Riveted chain width			Altezza piastra Inner plate depth	Spessore piastra Plate thickness	Carico di rottura min. Ultimate tensile strength
	P	d ₁ max	b ₁ min	d ₂ max	L max	Lc max	h ₂ max	T/t	Q min	
	mm	mm	mm	mm	mm	mm	mm	mm	kN	
CA650a	50.8	25.0	19.0	11.28	49.2	53.7	25.0	5.0/3.5	90.0	
CA650c		19.0							130.0	



Catena Chain	Passo Pitch	Diam. Rullo Roller diameter	Larghezza interna Width between inner plates	Diametro Perno Pin diameter	Diametro interno perno forato Hollow pin inner diameter	Largh. catena ribadita Riveted chain width			Altezza piastra Inner plate depth	Spessore piastra Plate thickness	Carico di rottura min. Ultimate tensile strength
	P	d ₁ max	b ₁ min	d ₂ max	d ₃ max	L ₁ max	L ₂ max	Lc max	h ₂ max	T	Q min
	mm	mm	mm	mm	mm	mm	mm	mm	mm	mm	kN
CA650bF1	50.8	19.05	19.05	9.54	35.0	41.1	41.1	42.6	26.7	4.00	80.0

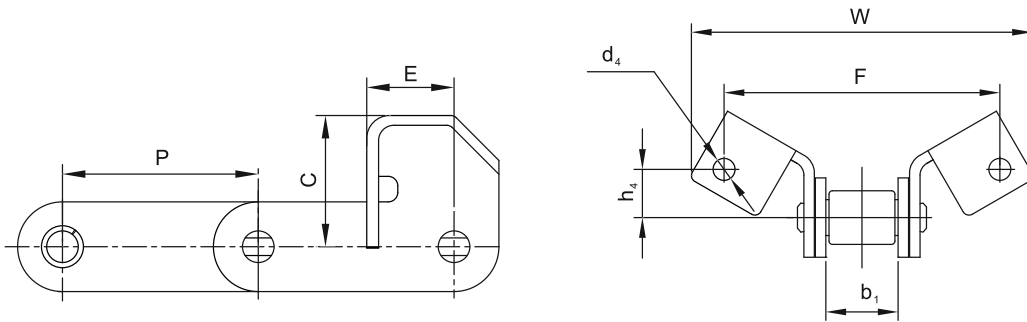
Catene ISO/DIN per **agricoltura** con attacchi **tipo C / ISO/DIN C Type Agricultural Chains with Attachments**


Catena Chain	P	b1	E	F	W	C	d4
	mm	mm	mm	mm	mm	mm	mm
38.4RSD	38.4	19.05	38.4	52.0	71.0	24.5	8.4
38.4RSDF1	38.4	19.05	38.4	52.0	70.0	24.5	8.4
38.4VSD	38.4	18.0	38.4	52.0	71.0	24.0	8.4
38.4VBSD	38.4	19.05	38.4	52.0	71.0	25.0	8.4
38.4VBSDF1	38.4	19.05	38.4	52.0	73.0	24.0	8.3
CA550SD	41.1	19.81	36.9	47.6	68.2	31.0	8.7
CA550SDF4	41.4	19.81	36.9	47.6	89.0	31.0	8.7

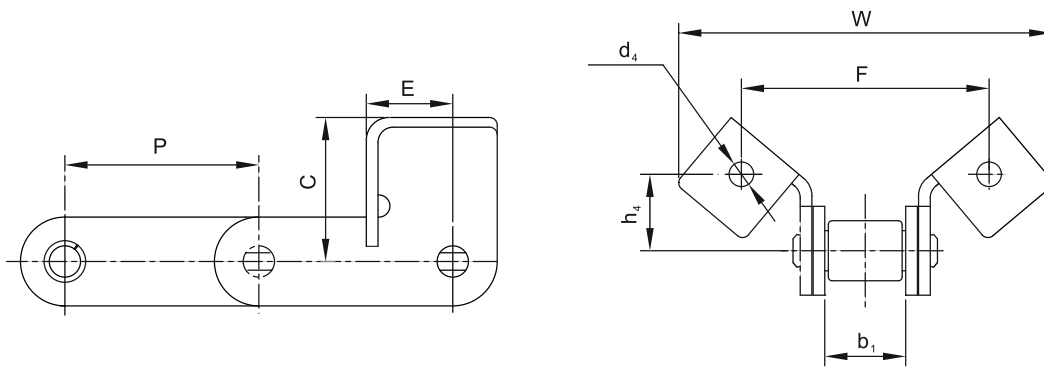


Catena Chain	P	b1	E	F	W	C	d4
	mm	mm	mm	mm	mm	mm	mm
CA550SDF1	41.4	19.81	35.0	58.0	85.0	20.5	8.5
CA550SDF2	41.4	19.81	32.5	62.0	84.0	20.0	8.6
CA550SDF3	41.4	19.81	35.0	58.0	85.0	20.5	6.5
CA550SDF6	41.4	19.81	33.0	58.0	85.0	20.5	6.5
CA550SDF7	41.4	19.81	32.5	62.0	89.0	20.0	8.6
CA550SDF5	41.1	19.81	34.0	63.0	89.0	20.0	8.0
CA550SDF8	41.4	19.81	33.0	58.0	85.9	20.5	6.5

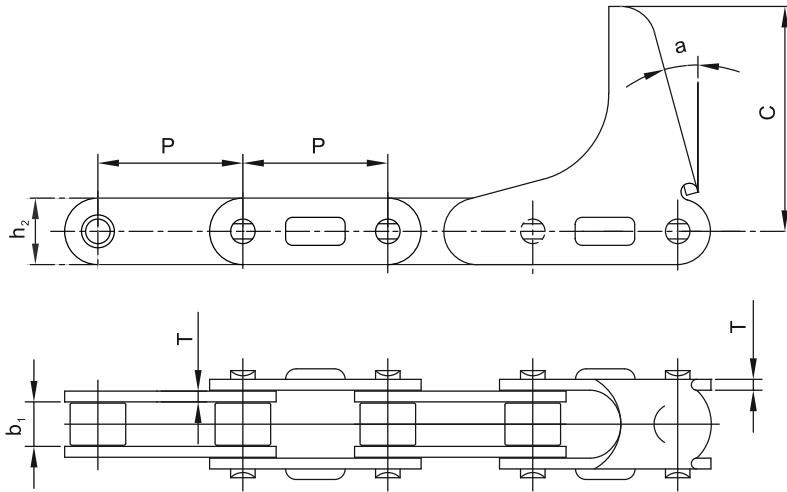
Catene ISO/DIN per **agricoltura** con attacchi **tipo C** / ISO/DIN **C Type Agricultural Chains with Attachments**



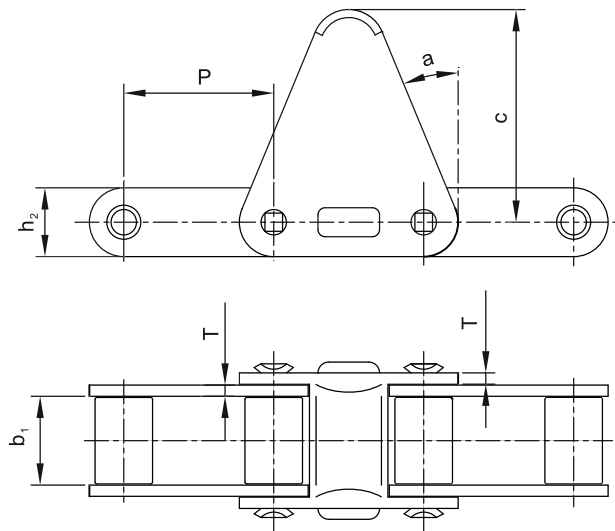
Catena Chain	P	b1	E	C	F	W	H4	d4
	mm	mm	mm	mm	mm	mm	mm	mm
CA55OF14	41.40	19.81	20.24	31.75	79.40	101.60	15.90	8.33
CA55OF16	41.40	20.00	22.30	39.00	78.00	109.20	17.70	8.00



Catena Chain	P	b1	E	C	F	W	H4	d4
	mm	mm	mm	mm	mm	mm	mm	mm
CA55OF15	41.40	19.81	24.00	35.26	61.98	95.25	19.05	6.73
CA55OF17	41.40	19.81	23.68	40.89	114.30	143.70	20.57	9.91
CA550VF13	41.40	19.05	25.40	59.60	79.35	135.45	28.60	8.74
CA55OF18	41.40	19.81	24.00	35.26	61.98	95.25	19.05	8.33

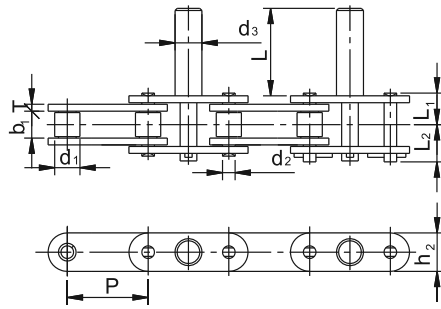
Catene ISO/DIN per **agricoltura** con attacchi **tipo C** / **ISO/DIN C Type Agricultural Chains with Attachments**


Catena Chain	P	b1	h2	T	C	a
	mm	mm	mm	mm	mm	mm
CA555-C6E	41.40	12.70	19.30	3.10	63.50	15°
CA555-C6EJ	41.40	12.70	19.30	3.25	66.00	15°

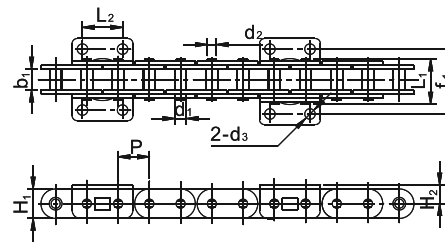
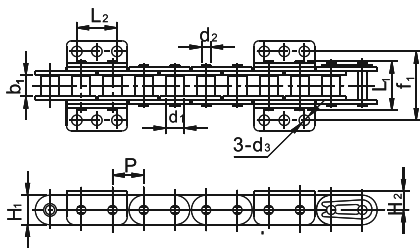
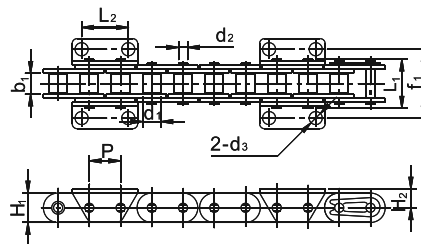


Catena Chain	P	b1	h2	T	C	a
	mm	mm	mm	mm	mm	mm
CA620-C30E	42.01	24.51	20.20	3.25	58.70	22.5°

Catene per **agricoltura** con attacchi **tipo C** / **C Type Agricultural Chains with Attachments**



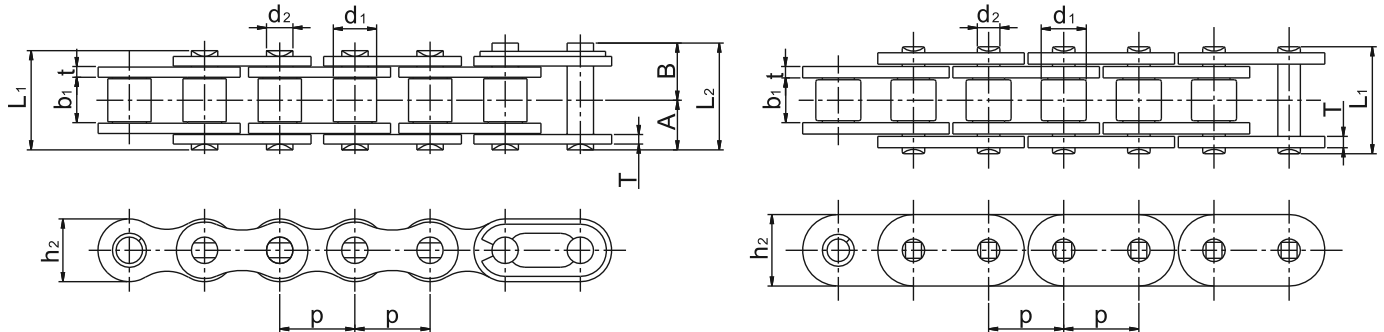
Catena Chain	Passo Pitch	Dimensioni Dimensions								
	P	d ₁	d ₂	d ₃	b ₁	T	h ₂	L	L ₁	L ₂
	mm	mm	mm	mm	mm	mm	mm	mm	mm	mm
C2060HaR (C2060H W/D-5 1/2°)	38.1	11.91	5.94	12.7	12.57	3.26	18.08	41.2	14.95	19.55
C2060HbR (C2060H W/D-5 9/16°)	38.1	11.91	5.94	14.28	12.57	3.26	18.08	41.2	14.95	19.55



Catena Chain	Passo Pitch	Diam. Rullo Roller diameter	Larghezza interna Width between inner plates	Diametro Perno Pin diameter	Dimensione del perno più lungo Width of longer pin	Altezza piastra Inner plate depth	Altezza dell'attacco Depth of attachment	Distanza tra i fori degli attacchi Holes center distance of attachments	Diametro foro degli attacchi Hole center diameter of attachments	Distanza fori degli attacchi sx e dx Holes center distance of left and right attachments	Carico di rottura min. Ultimate tensile strength
	P	d _{1 max}	b _{1 min}	d _{2 max}	L _{1 max}	H _{1 max}	H ₂	L ₂	d ₃	f ₁	Q _{min}
	mm	mm	mm	mm	mm	mm	mm	mm	mm	mm	kN
P19.05K2	19.05	11.91	12.57	5.94	33.27	18.8	11.90	28.45	8.74	46.74	31.1
P19.05K3	19.05	11.91	12.57	5.94	33.27	18.8	11.90	22.86	6.81	42.01	31.1
*P28-572	28.57	11.68	15.87	7.94	33.40	22.23	13.67	28.57	9.04	46.74	50.0

* Indica catene e bussole, d1 indica il diametro esterno della bussola.

* Indicates chains and bushes, d1 indicates the external diameter of the bush.

Catene ISO/DIN per **agricoltura serie speciali** / **ISO/DIN Special Agricultural Chains series**


Catena Chain	Passo Pitch	Larghezza interna Width between inner plates	Diam. Rullo Roller diameter	Perno Pin					Piastra Plate		Carico di rottura medio Average tensile strength	Carico max. ammisibile Maximum allowable load	Peso al metro Weight per meter			
				P	b ₁	d ₁	d ₂	A	B	(A+A) L ₁				(A+B) L ₂	t/T	h ₂
mm	mm	mm	mm	mm	mm	mm	mm	mm	mm	kN	kg(kN)	kg(kN)	kg/m			
TNJ 415	12.70	4.76	7.75	3.64	5.5	6.9	11.0	12.4	1.1	9.5	1.000(9.8)	220(2.16)	0.34			
TNJ 515S		4.76	7.77	3.97	6.4	7.9	12.8	14.3	1.5	11.7	1.850(18.1)	380(3.73)	0.51			
TNJ 420		6.35	7.77	3.97	7.2	8.7	14.4	15.9	1.5	11.7	1.850(18.1)	380(3.73)	0.55			
TNJ 40		7.95	7.95	3.97	8.02	9.53	16.05	17.55	1.5	11.7	1.850(18.1)	370(3.63)	0.61			
TNJ 40 FHR		7.95	7.95	3.97	-	-	18.10	-	2.0	12.0	2.700(26.5)	450(4.42)	0.88			
TNJ 428		7.95	8.50	4.51	9.05	10.55	18.10	19.6	2.0	11.7	2.300(22.6)	450(4.42)	0.77			
TNJ 520	15.875	9.53	10.16	5.09	8.47	9.93	16.95	18.40	2.0	14.6	3.050(29.9)	650(6.37)	0.89			
TNJ 50					10.15	11.6	20.30	21.75	2.0	14.6	3.050(29.9)	650(6.37)	1.01			
TNJ 50 FHR					-	-	21.95	-	2.4	15.0	4.050(39.7)	810(7.94)	1.37			
TNJ 630 HA	19.05	9.53	11.91	5.96	-	-	25.40	-	3.2	17.5	5.100(50.0)	980(9.61)	1.65			
TNJ S630 FR		9.53	14.28	7.11	-	-	27.20	-	4.0/3.2	18.4	7.000(68.6)	1.350(13.24)	2.41			
TNJ S635 FR		11.10	12.70	7.11	-	-	28.60	-	4.0/3.2	18.4	7.200(70.6)	1.400(13.73)	2.33			
TNJ S640 FR		12.70	14.28	7.11	-	-	28.60	-	3.2	18.4	5.900(57.9)	1.300(12.75)	2.37			
TNJ 60 FHR		12.70	11.91	5.96	-	-	28.60	-	3.2	18.0	5.250(51.5)	1.250(12.26)	2.07			
TNJ S745 FR	22.225	14.30	15.60	7.94	-	-	35.60	-	4.8/4.0	23.0	9.400(92.2)	1.650(16.18)	3.57			
TNJ 80 HHA	25.40	15.88	18.25	9.54	-	-	42.50	-	6.0/4.8	24.0	12.500(122.6)	2.250(22.06)	4.82			
TNJ S80 FHR					15.88	7.94	-	-	35.60		-	4.0	12.200(119.6)	2.050(20.10)	3.51	
TNJ 90 HHA	28.575	17.80	21.30	11.11	-	-	47.40	-	6.3/5.5	30.4	17.250(169.20)	3.100(30.40)	6.53			
TNJ 100 HHA	31.75	19.05	9.05	9.54	-	-	51.80	-	7.1/6.4	33.5	19.940(195.5)	3.400(33.34)	7.94			
TNJ 100 HLL					9.05	9.54	-	-	43.45	-	4.8	30.0	19.000(186.3)	3.300(32.36)	4.86	
TNJ S100 FHR					19.05	9.54	-	-	43.45	-	4.8	30.1	15.000(147.1)	3.200(31.38)	5.18	
TNJ 120 HLL	38.10	25.40	22.23	11.1	-	-	53.70	-	5.6	36.0	20.000(196.1)	4.300(42.17)	6.94			
TNJ 120 FHR					22.23	11.1	-	-	53.70	-	5.6	36.2	19.550(191.7)	4.300(41.19)	7.32	



CATENE ACCIAIO INOX AISI 304
CATENE CON TRATTAMENTI SUPERFICIALI
AISI 304 STAINLESS STEEL ROLLER CHAINS
COATED/SURFACE TREATED CHAINS

Catene nichelate e catene zincate / *Nickel-plated Chains and Zinc-plated Chains*

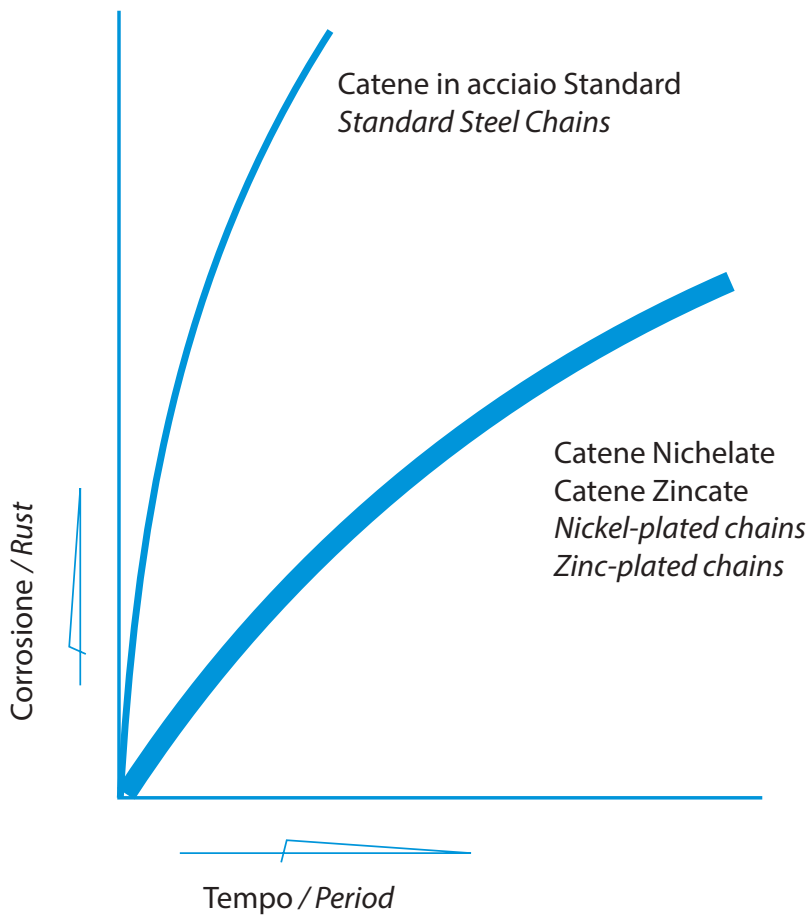
Applicazioni:

Adatte ad ambienti in cui gli agenti contaminanti si depositano e si accumulano, esposte al contatto con l'acqua per il settore alimentare, tessile, cartario, automazione industriale e ovunque siano richieste resistenza alle aggressioni ambientali e affidabilità.

Applications:

Suitable for environments into which moisture accumulates, power transmission in water, food processing equipment, office printing and textile machines, as well as places where resistance to environmental attacks and reliability are required.

Chain performance refer to ISO JIS, ANSI standard.



CARATTERISTICHE:

- **Colore:** Bianco chiaro
- **Resistenza alla Temperatura:** trattamento superficiale fino a 250° C
- **Carico Ammissibile:** Pari alle Catene standard Maggiore resistenza rispetto alle catene Inox, nessun fenomeno di infrangimento in presenza di idrogeno
- **Resistenza alla usura:** pari alle catene standard
- **Resistenza alla Ossidazione:** In confronto ai trattamenti superficiali elettrochimici

CATENE	METODO	DURATA
TRATT. SUP. ELETTROCHIMICO	NEBBIA SALINA	48-96
CATENA PROTETTA	NEBBIA SALINA	300-1000

FEATURE:

- **Color:** light white
- **Temperature tolerance:** high temperature resistance of the chain coat up to 250° C
- **Allowable load:** same as standard chains (higher strength than stainless steel chains, no hydrogen breaking like electroplate chains)
- **Wear resistance:** Same as normal chains
- **Antirust:** compared with electroplate chains

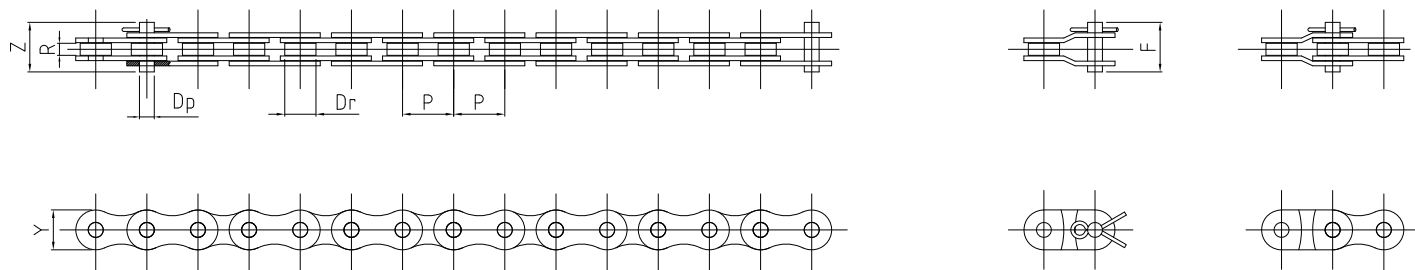
ITEMS	ANTIRUST TEST METHOD	DURABLE TIME (HOUR)
ELECTROPLATE CHAIN	SALT FOG	48-96
HIGHGUARD CHAIN	SALT FOG	300-1000

Catene da trasporto leggero

Trattasi di catene trattate superficialmente e con caratteristiche di resistenza all'ossidazione ed alla corrosione, assai vicine, come efficacia, alla qualità delle catene INOX, rispetto alle quali però, presentano carichi di rottura e di lavoro, assai più elevate, uguali, per resistenza, a quelle in acciaio legato e/o al carbonio. Dette catene, sono da impiegarsi in condizioni ambientali assai difficili, in presenza di agenti aggressivi, e nei casi in cui, la sollecitazione alla resistenza ad attacchi di liquidi ed acidi, renda necessaria una protezione superficiale dei componenti, pur non alterandone le connotazioni tecnomeccaniche.

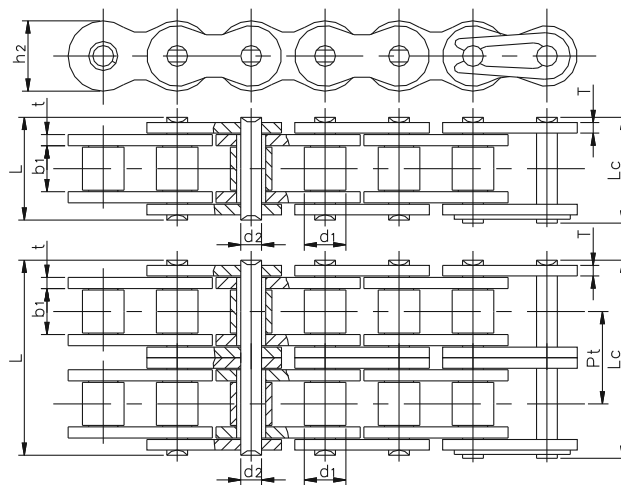
Light transport chains

These chains are treated on the surface to increase their resistance to corrosion and oxidation, becoming in this way very similar to stainless steel types. The most important difference from those is their greater capacity of standing higher breaking load and loads, quality that usually belong to steel and/or carbon chains. These chains are usually assembled in very difficult working conditions, where aggressive agents are present or when the resistance against acids and liquids involves a superficial protection of components (technomechanics characteristics do not change).

Catene a rulli, con **trattamento di nichelatura superficiale** / *Roller Chains, with **Superficial Nickel-plated Treatment***

SERIE EUROPEA ISO-DIN / ISO-DIN EUROPEAN SERIES

Catena Chain	Passo Pitch	Diam. rullo max Max roller diam.	Largh. Int. min. Width between plates	Diam. perno max Max pin diam.	Altezza piastra max Inner plate depth	Largh. catena ribad. max Width over connecting pins	Ingombro catena max Width over bearing pins	Superf. di lavoro Working surface	Carico medio di rottura Medium breaking load	Peso al metro Approx. weight
	P	Dr	R	Dp	Y	Z	F			
	mm	mm	mm	mm	mm	mm	mm	mm ²	N	kg/m
06B1NP	9.525	6.35	5.72	3.28	8.26	12.8	19	28	9.500	0.39
08B1NP	12.70	8.51	7.75	4.45	11.81	16.5	24	50	17.950	0.69
10B1NP	15.875	10.16	9.65	5.08	14.73	19.1	27	69	22.900	0.88
12B1NP	19.05	12.07	11.68	5.72	16.13	22.5	30	89	27.000	1.21
16B1NP	24.40	15.88	17.02	8.28	21.08	34.6	46	210	61.000	2.62

Catene a rulli esenti da lubrificazione ASA / Lubrication free Roller Chains ANSI



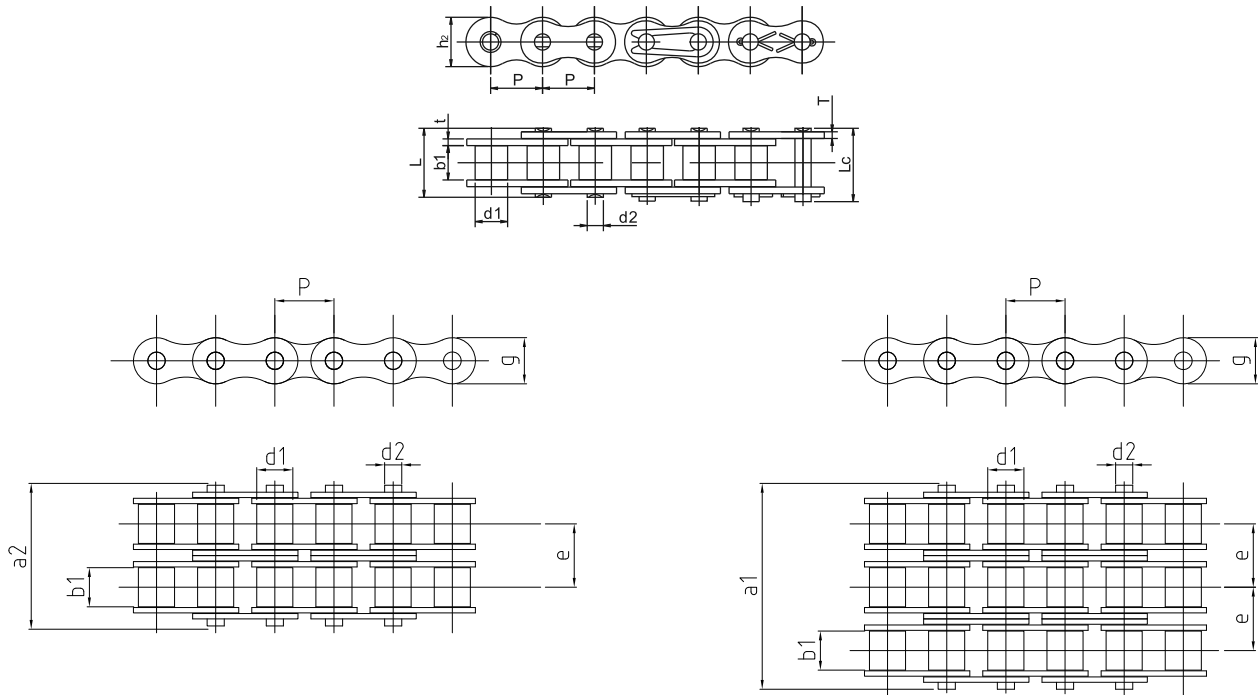
SERIE AMERICANA ASA / ANSI AMERICAN SERIES

Catena Chain	Passo Pitch	Diam. Rullo Roller diameter	Larghezza interna Width between inner plates	Diametro Perno Pin diameter	Largh. catena ribadita Riveted chain width		Altezza piastra Plate depth	Spessore piastra Plate thickness	Carico di rottura min. Ultimate tensile strength	Carico di rottura medio Average tensile strength	Peso al metro Weight per meter
	P	d _{1 max}	b _{1 min}	d _{2 max}	L max	Lc max	h _{2 max}	t/T	Pt	Q min	q ≈
	mm	mm	mm	mm	mm	mm	mm	mm	mm	kN/LB	kg/m
08BSLR	12.70	8.51	7.75	4.45	16.7	18.2	11.80	1.6	-	18.0/4091	0.69
08BSLRF1	12.70	8.51	7.75	4.45	17.3	18.7	11.80	1.6	-	18.0/4091	0.72
10BSLR	15.875	10.16	9.65	5.08	19.5	20.9	14.70	1.7	-	22.4/5091	0.93
10BSLRF1	15.875	10.16	9.65	5.08	19.9	21.6	14.70	1.7	-	22.4/5091	0.97
12BSLR	19.05	12.07	11.68	5.72	22.5	24.2	16.00	1.85	-	29.0/6591	1.15
12BSLRF1	19.05	12.07	11.68	5.72	22.9	24.7	16.00	1.85	-	29.0/6591	1.19
16BSLR	25.40	15.88	17.02	8.28	36.1	37.4	21.00	4.15/3.10	-	60.0/13636	2.71
16BSLRF1	25.40	15.88	17.02	8.28	36.7	39.7	21.00	4.15/3.10	-	60.0/13636	2.73
40SLR	12.70	7.95	7.85	3.96	16.6	17.8	12.00	1.5	-	14.1/3205	0.62
50SLR	15.875	10.16	9.40	5.08	20.7	22.2	15.09	2.03	-	22.0/5045	1.02
60SLR	19.05	11.91	12.57	5.94	27.5	29.3	18.00	3.25/3.42	-	34.2/7772	1.65
80SLR	25.40	15.88	15.75	7.92	32.7	35.0	24.00	3.25	-	56.7/12886	2.60
08SLR2	12.70	8.51	7.75	4.45	31.2	32.2	11.80	1.6	13.92	32.0/7273	1.34
10BSLR2	15.875	10.16	9.65	5.08	36.1	37.5	14.70	1.7	16.59	44.5/10114	1.84
12BSLR2	19.05	12.07	11.68	5.72	42.0	43.6	16.00	1.85	19.46	57.8/13136	2.31
16BSLR2	25.40	15.88	17.02	8.28	68.0	69.3	21.00	4.15/3.10	31.88	106.0/24091	5.42
40SLR2	12.70	7.95	7.85	3.96	31.0	32.2	12.00	1.5	14.38	28.2/6409	1.12
50SLR2	15.875	10.16	9.40	5.08	38.9	40.4	15.09	2.03	18.11	44.4/10091	2.00
60SLR2	19.05	11.91	12.57	5.94	50.3	52.1	18.00	3.25/3.42	22.78	68.4/15544	3.21
80SLR2	25.40	15.88	15.75	7.92	62.7	64.3	24.00	3.25	29.29	113.4/25773	5.15

Catene in acciaio inox AISI 304 / AISI 304 Stainless Steel Chains

Le Catene in Acciaio inossidabile sono adatte ad applicazioni che richiedono elevata resistenza termica (da -20°C a +400° C), resistenza alla corrosione e pulizia. Possono essere dotate di attacchi a seconda dell'applicazione

Stainless Steel Chains are suitable for applications that require high temperature resistance (-20° C +400° C), corrosion resistance and cleanliness. They can also be equipped with attachments for conveyor purpose.



Catena a rulli singola / Single strand roller Chain

Catena Chain	Passo Pitch	Diam. Rullo Roller diameter	Larghezza interna Width between inner plates	Diametro Perno Pin diameter	Largh. catena ribadita Riveted chain width		Altezza piastra Plate depth	Spessore piastra Plate thickness	Carico di rottura min. Ultimate tensile strength	Peso al metro Weight per meter
	P	d _{1 max}	b _{1 min}	d _{2 max}	L max	Lc max	h _{2 max}	t/T	Q min	q ≈
	mm	mm	mm	mm	mm	mm	mm	mm	kN	kg/m
*25A1 INOX	6.350	3.30	3.18	2.31	7.90	8.40	6.00	0.80	2.50	0.15
*35A1 INOX	9.525	5.08	4.77	3.58	12.40	13.17	9.00	1.30	5.50	0.33
40A1 INOX	12.70	7.95	7.85	3.96	16.60	17.80	12.20	1.50	9.70	0.63
41A1 INOX	12.70	7.77	6.25	3.58	13.75	15.00	9.910	1.30	6.00	0.46
50A1 INOX	15.875	10.16	9.40	5.08	20.70	22.20	15.09	2.06	15.3	1.03
60A1 INOX	19.05	11.91	12.57	5.94	25.90	27.70	18.00	2.44	21.8	1.51
80A1 INOX	25.40	15.88	15.75	7.92	32.70	35.00	24.00	3.26	38.9	2.60
100A1 INOX	31.75	19.05	18.90	9.53	40.40	44.70	30.00	4.00	59.0	3.94
120A1 INOX	38.10	22.23	25.22	11.10	50.30	54.30	35.70	4.80	72.5	5.72
140A1 INOX	44.45	25.40	25.22	12.70	54.40	59.00	41.00	5.60	94.0	7.70

Catene a Bussole: d1 indica il diametro esterno della bussola / Bushing: d1 the table indicates the external diameter of the bushing

Catene a Piastre diritte: per le dimensioni delle catene a passo lungo in acciaio inox, vedere le catene standard; per le dimensioni delle catene doppie e triple in acciaio inox vedere le catene standard.

Straight side plates chains: for the dimensions of double pitch stainless steel chains refer to standard chains; for the dimensions of double strand & triple strand stainless steel chains refer to standard chains.

Catene a rulli in acciaio inox AISI 304 / AISI 304 Stainless Steel Roller Chains

Catena a rulli singola - DIN 8187 AISI 304 / Single strand roller Chain - DIN 8187 AISI 304

Catena Chain	Passo Pitch	Diam. Rullo Roller diameter	Larghezza interna Width between inner plates	Diametro Perno Pin diameter	Largh. catena ribadita Riveted chain width		Altezza piastra Plate depth	Spessore piastra Plate thickness	Carico di rottura min. Ultimate tensile strength	Peso al metro Weight per meter
	P	d ₁ max	b ₁ min	d ₂ max	L max	Lc max	h ₂ max	t/T	Q min	q ≈
	mm	mm	mm	mm	mm	mm	mm	mm	kN	kg/m
04B1 INOX	6.00	4.00	2.80	1.85	6.80	7.80	5.00	0.60	2.00	0.11
05B1 INOX	8.00	5.00	3.00	2.31	8.20	8.90	7.10	0.80	3.50	0.20
06B1 INOX	9.525	6.35	5.72	3.28	13.15	14.10	8.20	1.30	6.20	0.41
08B1 INOX	12.70	8.51	7.75	4.45	16.70	18.20	11.80	1.60	12.0	0.70
10B1 INOX	15.875	10.16	9.65	5.08	19.50	20.90	14.70	1.70	14.5	0.94
12B1 INOX	19.05	12.07	11.68	5.72	22.50	24.20	16.00	1.85	18.5	1.16
16B1 INOX	25.40	15.88	17.02	8.28	36.10	37.40	21.00	4.15/3.10	40.0	2.13
20B1 INOX	31.75	19.05	19.56	10.19	41.30	45.00	26.40	4.5/3.5	59.0	3.73
24B1 INOX	38.10	25.40	25.40	14.63	53.40	57.80	33.20	6.0/4.8	104.0	7.20
32B1 INOX	50.80	29.21	30.99	17.81	66.00	71.00	42.00	7.0/6.0	150.0	10.22

Catene a Bussole: d1 indica il diametro esterno della bussola / Bushing; d1 the table indicates the external diameter of the bushing

Catene a Piastre diritte: per le dimensioni delle catene a passo lungo in acciaio inox, vedere le catene standard; per le dimensioni delle catene doppie e triple in acciaio inox vedere le catene standard.

Straight side plates chains: for the dimensions of double pitch stainless steel chains refer to standard chains; for the dimensions of double strand & triple strand stainless steel chains refer to standard chains.

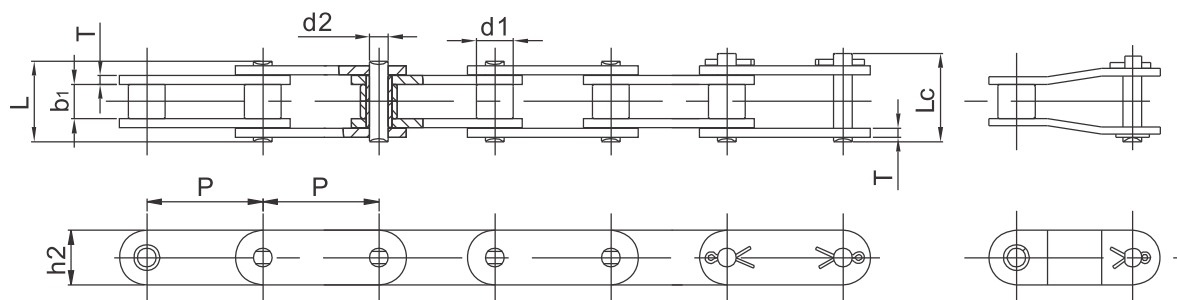
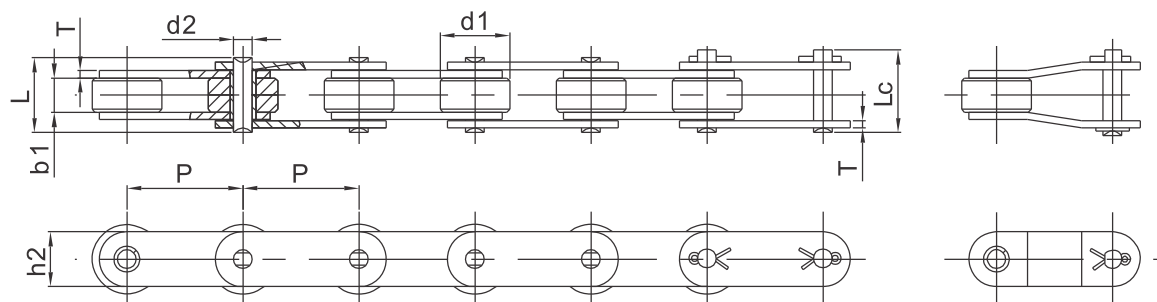
Catena a rulli doppia - DIN 8187 AISI 304 / Double strand roller Chain - DIN 8187 AISI 304

Catena Chain	P		b ₁ mm min	d ₂ mm	d ₁ min max	a2 mm max	g min max	e mm	FB mm N	q kg/m ≈
	mm	inch								
06B2 INOX	9,525	3/8"	5,72	3,28	6,35	23,8	8,26	10,24	10.000	0,78
08B2 INOX	12,70	1/2"	7,75	4,45	8,51	21,0	11,81	13,92	20.000	1,35
10B2 INOX	15,875	5/8"	9,65	5,08	10,16	36,2	14,73	16,59	24.000	1,85
12B2 INOX	19,05	3/4"	11,68	5,72	12,07	42,2	16,13	19,46	31.000	2,50
16B2 INOX	24,40	1"	17,02	8,28	15,88	68,0	21,08	31,88	68.000	5,40

Catena a rulli tripla - DIN 8187 AISI 304 / Triple strand roller Chain - DIN 8187 AISI 304

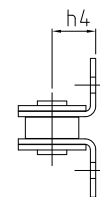
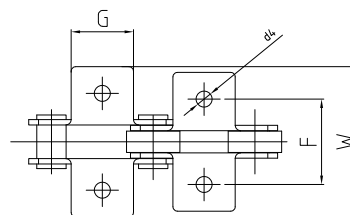
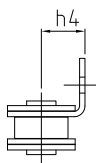
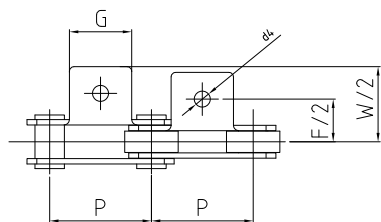
Catena Chain	P		b ₁ mm min	d ₂ mm	d ₁ min max	a2 mm max	g min max	e mm	FB mm N	q kg/m ≈
	mm	inch								
06B3 INOX	9,525	3/8"	5,72	3,28	6,35	34,0	8,26	10,24	14.000	1,2
08B3 INOX	12,70	1/2"	7,75	4,45	8,51	44,9	11,81	13,92	30.000	2,0
10B3 INOX	15,875	5/8"	9,65	5,08	10,16	52,8	14,73	16,59	38.000	2,8
12B3 INOX	19,05	3/4"	11,68	5,72	12,07	61,7	16,13	19,46	52.000	3,8
16B3 INOX	24,40	1"	17,02	8,28	15,88	99,9	21,08	31,88	99.000	8,0

Catene da trasporto a passo lungo in **acciaio inox** / *Double Pitch **Stainless Steel** Conveyor Chains*

 Rullo Standard / *Small Roller type*

 Rullo Maggiorato / *Large Roller type*


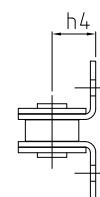
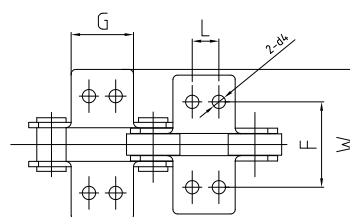
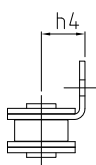
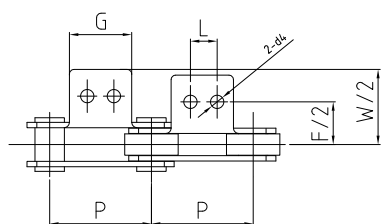
Catena Chain	Passo Pitch	Diam. Rullo Roller diameter	Larghezza interna Width between inner plates	Diametro Perno Pin diameter	Largh. catena ribadita Riveted chain width		Altezza piastra Plate depth	Spessore piastra Plate thickness	Carico di rottura min. Ultimate tensile strength	Peso al metro Weight per meter
	P	d ₁ max	b ₁ min	d ₂ max	L max	Lc max	h ₂ max	T	Q min	q ≈
	mm	mm	mm	mm	mm	mm	mm	mm	kN	kg/m
C2040 INOX C2042 INOX	25.40	7.95 15.88	7.85	3.96	16.6	17.8	12.0	1.50	9.6	0.51 0.85
C2040H INOX	25.40	7.95	7.85	3.96	18.8	19.9	12.0	2.03	9.6	0.66
C208B INOX C208BL INOX	25.40	8.51 15.88	7.75	4.45	16.7	18.2	11.8	1.60	12.0	0.56 0.90
C2050 INOX C2052 INOX	31.75	10.16 19.05	9.40	5.08	20.7	22.2	15.0	2.03	15.2	0.79 1.29
C2060 INOX C2062 INOX	38.10	11.91 22.23	12.57	5.94	25.9	27.7	18.0	2.42	21.7	1.13 1.63
C2060H INOX C2062H INOX	38.10	11.91 22.23	12.57	5.94	29.2	31.6	18.0	3.25	21.7	1.46 3.10
C2080 INOX C2082 INOX	50.80	15.88 28.58	15.75	7.92	32.7	36.5	24.0	3.25	38.9	2.11 3.16
C2080H INOX C2082H INOX	50.80	15.88 28.58	15.75	7.92	36.2	39.4	24.0	4.0	38.9	2.57 3.63
C2100 INOX C2102 INOX	63.50	19.05 39.67	18.90	9.53	40.4	44.7	30.0	4.0	60.0	3.05 4.89
C2100H INOX C2102H INOX	63.50	19.05 39.67	18.90	9.53	43.6	46.9	30.0	4.8	60.0	3.61 5.45

Catene da trasporto a passo lungo in acciaio inox **con attacchi** / Double-Pitch Stainless Steel Conveyor Chains **with Attachments**

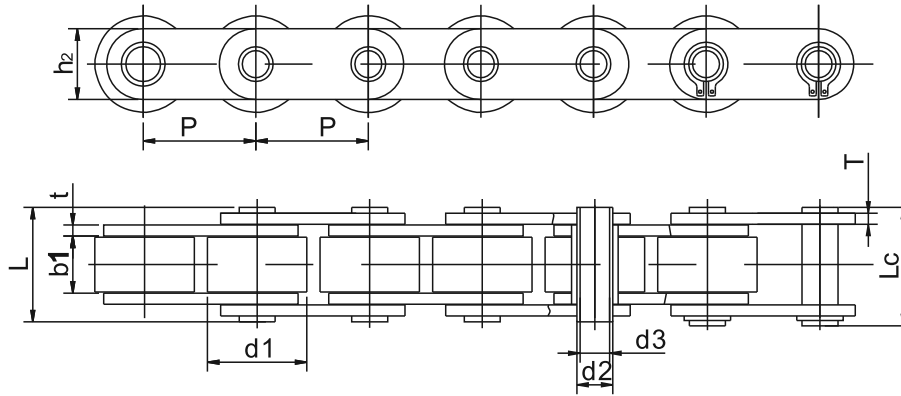


A-2

K-2



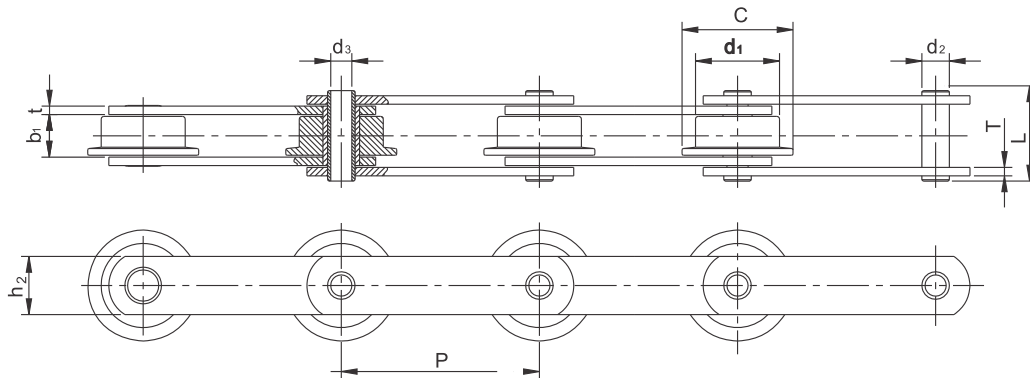
Catena Chain	P	G	L	F	W	h4	d4
	mm	mm	mm	mm	mm	mm	mm
C2040 INOX C2042 INOX	25.40	19.1	9.5	25.4	39.6	9.1	3.4
C208B INOX C208BL INOX	25.40	23.2	12.7	25.4	39.6	9.1	4.5
C2050 INOX C2052 INOX	31.75	23.8	11.9	31.8	49.0	11.1	5.5
C2060 INOX C2062 INOX	38.10	28.6	14.3	42.9	67.8	14.7	5.5
C2060H INOX C2062H INOX	38.10	28.6	14.3	42.9	67.8	14.7	5.5
C2080 INOX C2082 INOX	50.80	38.1	19.1	55.6	87.8	19.1	6.8
C2080H INOX C2082H INOX	50.80	38.1	19.1	55.6	87.8	19.1	6.8
C2100 INOX C2102 INOX	63.50	47.6	23.8	66.6	107.5	23.4	9.5
C2100H INOX C2102H INOX	63.50	47.6	23.8	66.6	107.5	23.4	9.2

Catena da trasporto a passo lungo, **perni forati in acciaio inox** / *Double pitch **Stainless Steel Hollow Pins** Chains*


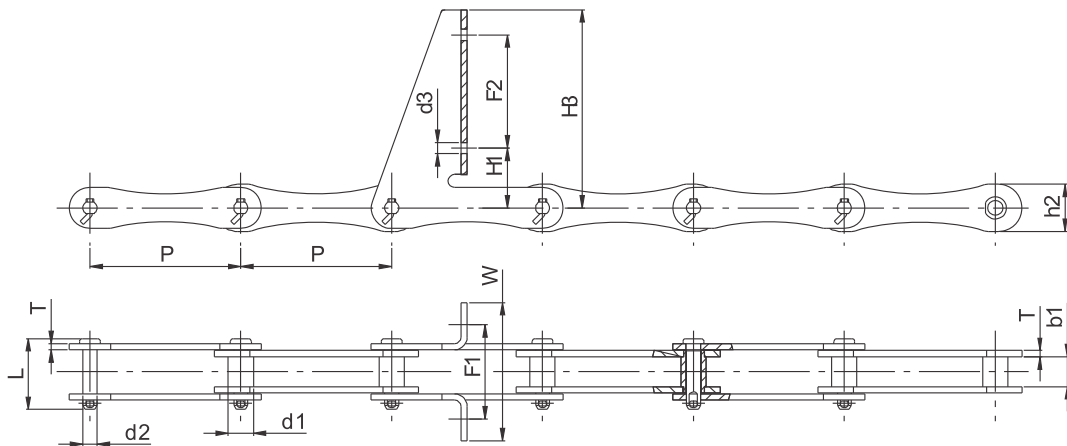
Catena Chain	Passo Pitch	Diam. Rullo Roller diameter	Larghezza interna Width between inner plates	Diametro Perno Pin diameter		Largh. catena ribadita Riveted chain width		Altezza piastra Plate depth	Spessore piastra Plate thickness	Carico di rottura min. Ultimate tensile strength	Peso al metro Weight per meter
	P	d _{1 max}	b _{1 min}	d _{2 max}	d _{3 max}	L max	Lc max	h _{2 max}	t/T	Q min	q ≈
	mm	mm	mm	mm	mm	mm	mm	mm	mm	kN	kg/m
C2042HP INOX	25.40	15.88	7.85	5.63	4.00	16.5	17.6	12.0	1.50	7.70	0.79
C2052HP INOX	31.75	19.05	9.53	7.22	5.12	20.5	21.8	15.0	2.03	14.3	1.27
C2062HP INOX	38.10	22.23	12.70	8.31	6.00	25.8	26.8	17.0	2.42	16.8	1.74
C2082HP INOX	50.80	28.58	15.75	11.40	8.05	32.4	33.8	24.0	3.25	35.0	2.86
C2042HHP INOX	25.40	15.88	7.85	5.63	4.00	18.8	19.9	12.0	2.03	7.70	0.96
C2052HHP INOX	31.75	19.05	9.53	7.22	5.12	22.1	23.4	15.0	2.42	14.3	1.46
C2062HHP INOX	38.10	22.23	12.70	8.31	6.00	29.2	30.2	17.0	3.25	16.8	2.02
C2082HHP INOX	50.80	28.58	15.75	11.40	8.05	36.2	37.6	24.0	4.00	35.0	3.30
*P200HBa INOX F	200.0	90.00	32.98	43.00	35.20	-	59.0	64.0	4.00	30.0	9.40

* Nota: Rullo flangiato / Note: Flanged roller

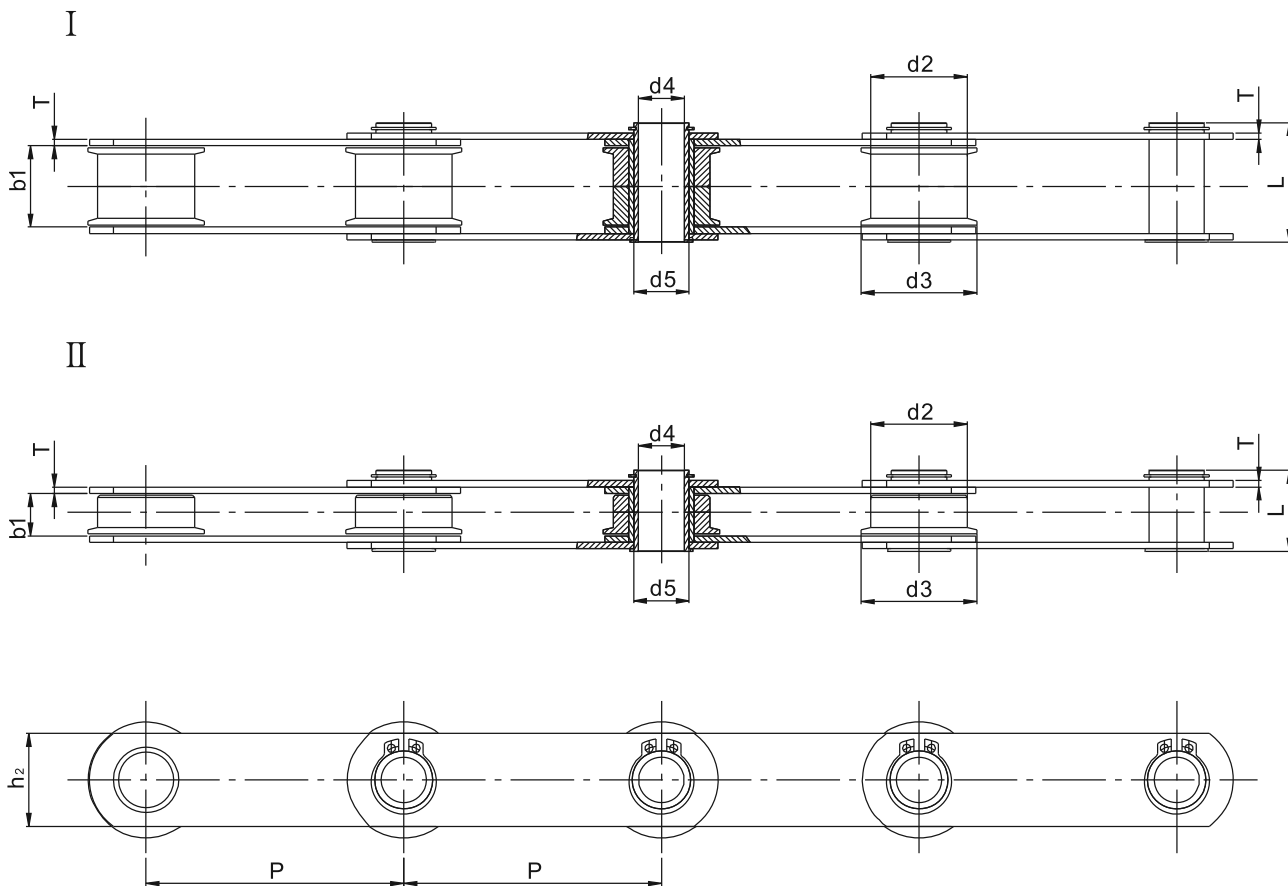
Catene per trasporto rifiuti / Sewage Disposal Chains-715 Stainless Steel Chains



Catena Chain	Passo Pitch	Larghezza interna Width between inner plates	Diam. Rullo Roller diameter		Diametro Perno Pin diameter		Largh. catena ribadita Riveted chain width	Dimensioni piastre Plates dimensions			Carico di rottura min. Ultimate tensile strength	Carico di rottura medio Average tensile strength	Peso al metro Weight per meter
	P	b ₁ min	d ₁ max	C max	d ₂ max	d ₃ max	L max	h ₂ max	T max	t max	Q min	Q ₀	q ≈
	mm	mm	mm	mm	mm	mm	mm				kN	kN	kg/m
W152	152.4	25.40	66.7	85.7	27.1	20.0	58.8	50.0	5.0	7.0	110.0	122.1	10.50

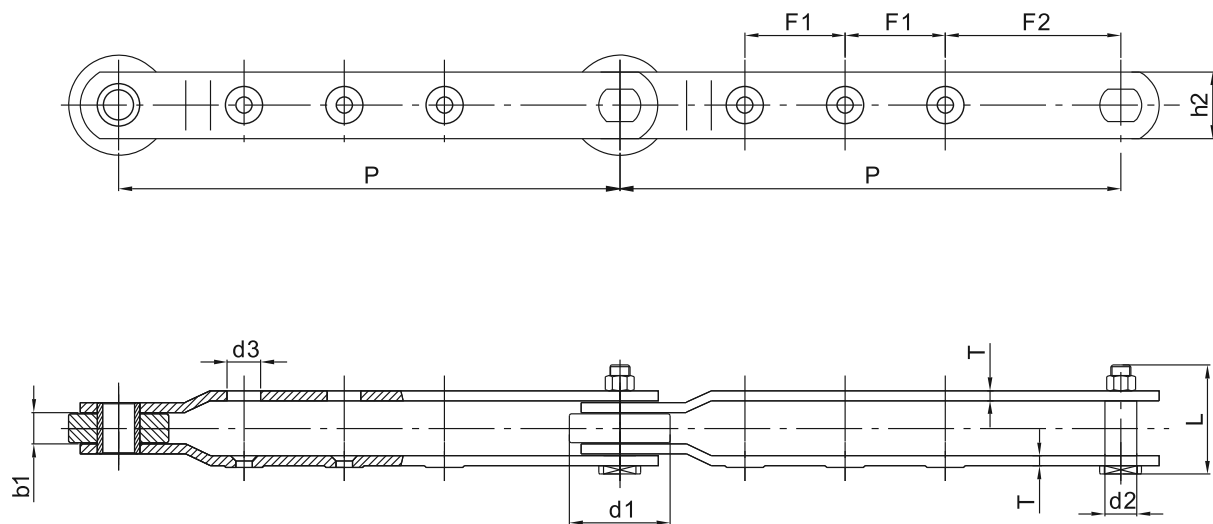


Catena Chain	Passo Pitch	Diametro bussola Bush Dimensions	Larghezza interna Width between inner plates	Altezza piastre Plate depth	Diametro Perno Pin diameter	Largh. catena ribadita Riveted chain width	Dimensioni piastre e attacchi Plates and attachments dimensions						Spessore piastra Plate thickness	Carico di rottura min. Ultimate tensile strength
	P	d ₁ max	b ₁ min	h ₂	d ₂ max	L max	d ₃	W	F ₁	H ₃	H ₁	F ₂	T	Q min
	mm	mm	mm	mm	mm	mm	mm	mm	mm	mm	mm	mm	mm	kN
715SS-F228-10LK2	152.4	25.4	30.23	47.75	14.22	71.75	11.18	139.7	95.25	200.15	60.45	114.3	6.35	146.8
715SS-F226-10LK2	152.4	25.4	30.23	47.75	14.22	71.63	11.18	139.7	95.25	157.7	60.45	66.8	6.35	146.8

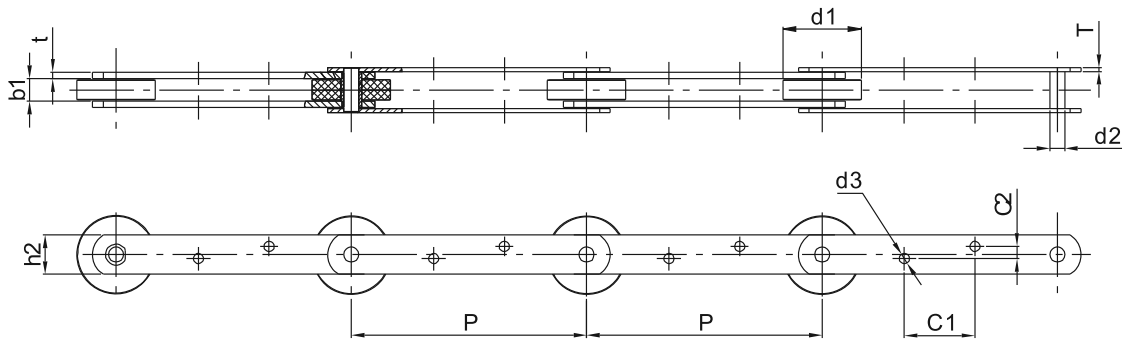
Catene in acciaio inox con **trattamento anticorrosivo / Anticorrosive Treatment** Stainless Steel Chains


Catena Chain	Passo Pitch	Larghezza interna Width between inner plates	Diam. Rullo Roller diameter		Diametro Perno Pin diameter		Largh. catena ribadita Riveted chain width	Altezza piastre Inner plates depth	Spessore piastra Plate thickness	Carico di rottura min. Ultimate tensile strength	Tipo Type
	P	b ₁ min	d ₂ max	d ₃ max	d ₄ max	d ₅	L max	h ₂ max	Q min	Q min	
	mm	mm	mm	mm	mm	mm	mm	mm	mm	kN	
P200HBSPF INOX	200	62.98	75	90	35.2	43	93.1	72	5	30	I
P200HBaF INOX	200	33	75	90	35.2	43	59	64	4	30	II
P200HBbF INOX	200	33	75	90	35.5	43	63.14	72	5	30	II

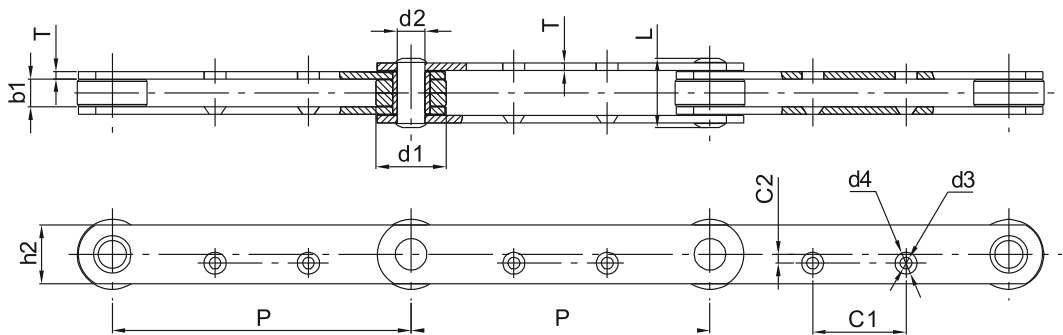
Catene in acciaio inox con **trattamento anticorrosivo** / **Anticorrosive Treatment** Stainless Steel Chains



Catena Chain	Passo Pitch	Larghezza interna Width between inner plates	Diam. Rullo Roller diameter	Diametro Perno Pin diameter	Largh. catena ribadita Riveted chain width	Dimensioni piastre Plates dimensions					Carico di rottura min. Ultimate tensile strength
	P	b ₁ min	d ₁ max	d ₂ max	L max	h ₂ max	T	d ₃	F ₁	F ₂	Q min
	mm	mm	mm	mm	mm	mm	mm	mm	mm	mm	kN
P300(W)-1LGK-3 INOX	300.0	19	60	19.05	65.8	40	6	20	60	105	64

Catene in acciaio inox con **trattamento anticorrosivo** / **Anticorrosive Treatment** Stainless Steel Chains


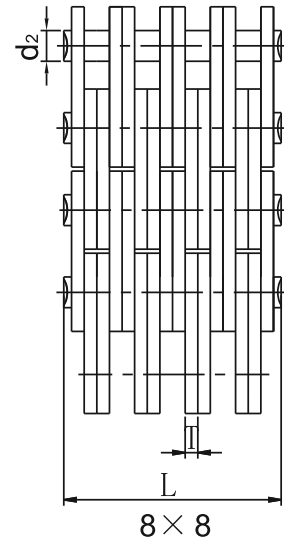
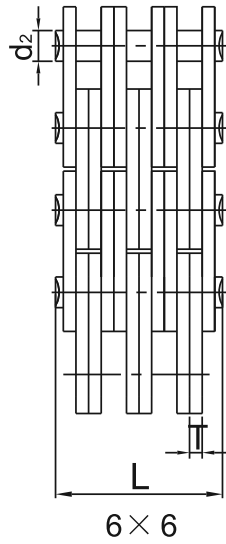
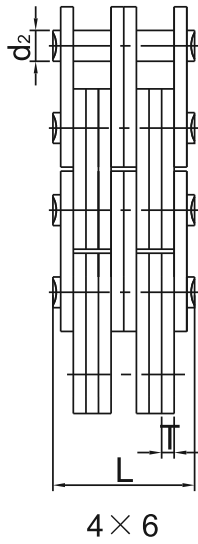
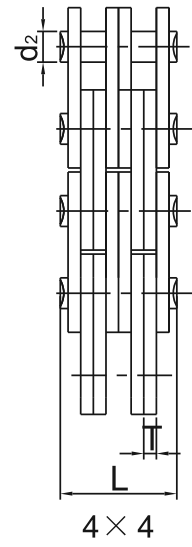
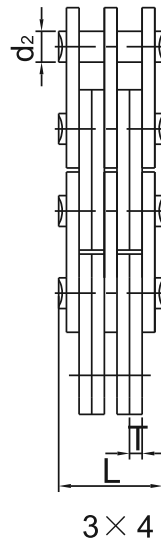
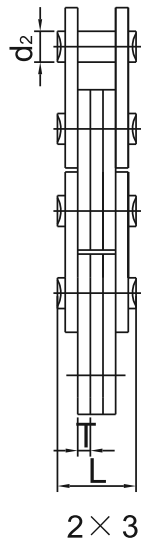
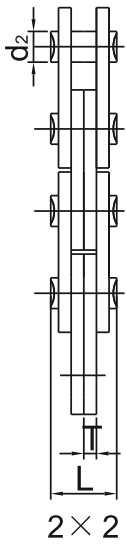
Catena Chain	Passo Pitch	Larghezza interna Width between inner plates	Diam. Rullo Roller diameter	Diametro Perno Pin diameter	Dimensioni piastre Plates dimensions						Carico di rottura min. Ultimate tensile strength
	P	$b_{1\min}$	$d_{1\max}$	$d_{2\max}$	$h_{2\max}$	T	t	d_3	C_1	C_2	Q_{\min}
	mm	mm	mm	mm	mm	mm	mm	mm	mm	mm	kN
P300-LGL-2 INOX	300.0	29	100	19.05	50	5	8	13	90	15.5	78.8



Catena Chain	Passo Pitch	Larghezza interna Width between inner plates	Diam. Rullo Roller diameter	Diametro Perno Pin diameter	Largh. catena ribadita Riveted chain width	Dimensioni piastre Plates dimensions						Carico di rottura min. Ultimate tensile strength
	P	$b_{1\min}$	$d_{1\max}$	$d_{2\max}$	L max	$h_{2\max}$	T	D_3	D_4	C_1	C_2	Q_{\min}
	mm	mm	mm	mm	mm	mm	mm	mm	mm	mm	mm	kN
P203.2-1LKG-2 INOX	203.2	19.05	47.6	19.05	47.5	40	5	8.3	15	63.5	6	66.74



CATENE FLEYER
FLEYER / LEAF CHAINS

Catene ASA **FLEYER serie AL** / **ANSI AL Leaf Chains Series**


Catene ASA **FLEYER serie AL** / **ANSI AL Leaf Chains Series**

Catena Chain	Passo <i>Pitch</i>	Composizione piastre <i>Plates lacing</i>	Altezza piastra <i>Plate depth</i>	Spessore piastra <i>Plate thickness</i>	Diametro Perno <i>Pin diameter</i>	Largh. catena ribadita <i>Riveted chain width</i>	Carico di rottura min. <i>Ultimate tensile strength</i>	Carico di rottura medio <i>Average tensile strength</i>	Peso al metro <i>Weight per meter</i>
	P		h_2 max	T	d_2 max	L max	Q min	Q ₀	q ≈
	mm			mm	mm	mm	kN	kN	kg/m
AL422	12.70	2x2	10.40	1.50	3.96	7.90	14.10	16.90	0.39
AL444		4x4				14.40	28.20	35.20	0.74
AL466		6x6				20.50	42.30	52.70	1.10
AL522	15.875	2x2	12.80	2.06	5.08	10.30	22.00	27.50	0.61
AL544		4x4				18.90	44.00	55.00	1.19
AL566		6x6				26.90	66.00	82.50	1.79
AL622	19.05	2x2	15.60	2.44	5.94	12.40	37.00	44.40	0.86
AL644		4x4				22.70	64.00	76.80	1.69
AL666		6x6				32.40	101.00	121.20	2.52
AL822	25.40	2x2	20.50	3.26	7.92	16.00	56.70	68.60	1.54
AL844		4x4				29.40	113.40	135.60	3.00
AL866		6x6				42.50	170.00	202.30	4.46
AL1022	31.75	2x2	25.60	4.00	9.53	19.60	88.50	107.10	2.37
AL1044		4x4				35.90	177.00	203.60	4.68
AL1066		6x6				52.30	265.00	315.80	7.00
AL1222	38.10	2x2	30.50	4.80	11.10	24.30	127.00	151.10	3.65
AL1244		4x4				43.80	254.00	299.70	7.05
AL1266		6x6				63.00	381.00	426.30	10.44
AL1422	44.45	2x2	36.40	5.65	12.70	28.07	151.23	182.37	4.79
AL1444		4x4				51.30	372.70	413.60	10.34
AL1466		6x6				74.56	559.00	620.40	15.16
AL1622	50.80	2x2	41.60	6.45	14.27	32.94	191.26	231.13	5.98
AL1644		4x4				58.06	471.00	522.80	12.98
AL1666		6x6				84.46	706.00	783.60	19.41

Catene ISO **FLEYER serie UF** / **ISO UF Leaf Chains Series**

Catena Chain	Passo <i>Pitch</i>	Composizione piastre <i>Plates lacing</i>	Altezza piastra <i>Plate depth</i>	Spessore piastra <i>Plate thickness</i>	Diametro Perno <i>Pin diameter</i>	Largh. catena ribadita <i>Riveted chain width</i>	Carico di rottura min. <i>Ultimate tensile strength</i>	Peso al metro <i>Weight per meter</i>
	P		h_2 max	T	d_2 max	L max	Q min	q ≈
	mm			mm	mm	mm	kN	kg/m
UF922	9.525	2x2	7.0	1.30	3.60	8.0	12.00	0.20
UF944		4x4				12.80	23.00	0.40
UF966		6x6				18.50	35.00	0.60
UF988		8x8				24.0	46.00	0.80
UF1288	12.7	8x8	10.2	1.4	4.45	25.9	72.00	1.50

Catene ISO FLEYER serie LL / ISO LL Light Leaf Chains Series

Catena Chain	Passo <i>Pitch</i>	Composizione piastre <i>Plates lacing</i>	Altezza piastra <i>Plate depth</i>	Spessore piastra <i>Plate thickness</i>	Diametro Perno <i>Pin diameter</i>	Largh. catena ribadita <i>Riveted chain width</i>	Carico di rottura min. ISO <i>Ultimate tensile strength ISO</i>	Carico di rottura medio <i>Average tensile strength</i>	Peso al metro <i>Weight per meter</i>
	P		h_2 max	T	d_2 max	L max	Q min	Q_0	q ≈
	mm			mm	mm	mm	kN	kN	kg/m
LL0822	12.70	2x2	10.92	1.30	4.45	7.60	17.80	20.40	0.40
LL0844		4x4				13.00	31.10	35.70	0.80
LL0866		6x6				18.40	44.50	51.20	1.20
LL1022	15.875	2x2	13.72	1.65	5.08	9.30	22.20	25.50	0.50
LL1044		4x4				16.10	44.50	52.50	1.00
LL1066		6x6				22.90	66.70	76.70	1.50
LL1222	19.05	2x2	16.13	1.90	5.72	10.70	28.90	33.20	0.70
LL1244		4x4				18.50	57.80	66.40	1.30
LL1266		6x6				26.30	86.70	99.70	2.00
LL1622	25.40	2x2	21.08	3.20	8.28	17.20	58.00	66.70	1.50
LL1644		4x4				30.20	116.00	132.20	3.00
LL1666		6x6				43.20	174.00	198.30	4.40
LL2022	31.75	2x2	26.42	3.70	10.19	20.10	95.00	109.20	2.30
LL2044		4x4				35.10	190.00	218.50	4.40
LL2066		6x6				50.10	285.00	324.60	6.60
LL2422	38.10	2x2	33.40	5.20	14.63	28.40	170.00	195.50	4.40
LL2444		4x4				49.40	340.00	380.80	8.50
LL2466		6x6				70.40	510.00	571.20	12.50
LL2822	44.45	2x2	37.08	6.45	15.90	34.00	200.00	224.00	5.40
LL2844		4x4				60.00	400.00	448.00	10.50
LL2866		6x6				86.00	600.00	672.00	15.50
LL3222	50.80	2x2	42.29	6.45	17.81	35.00	260.00	291.20	6.20
LL3244		4x4				61.00	520.00	582.40	12.10
LL3266		6x6				87.00	780.00	873.60	18.00
LL4022	63.50	2x2	52.76	8.25	22.89	44.70	360.00	403.20	10.30
LL4044		4x4				77.90	780.00	873.60	20.00
LL4066		6x6				111.10	1080.00	1209.60	29.50
LL4822	76.20	2x2	63.88	10.30	29.24	56.10	560.00	627.20	18.50
LL4844		4x4				97.40	1120.00	1254.40	35.70
LL4866		6x6				138.90	1680.00	1880.10	53.00

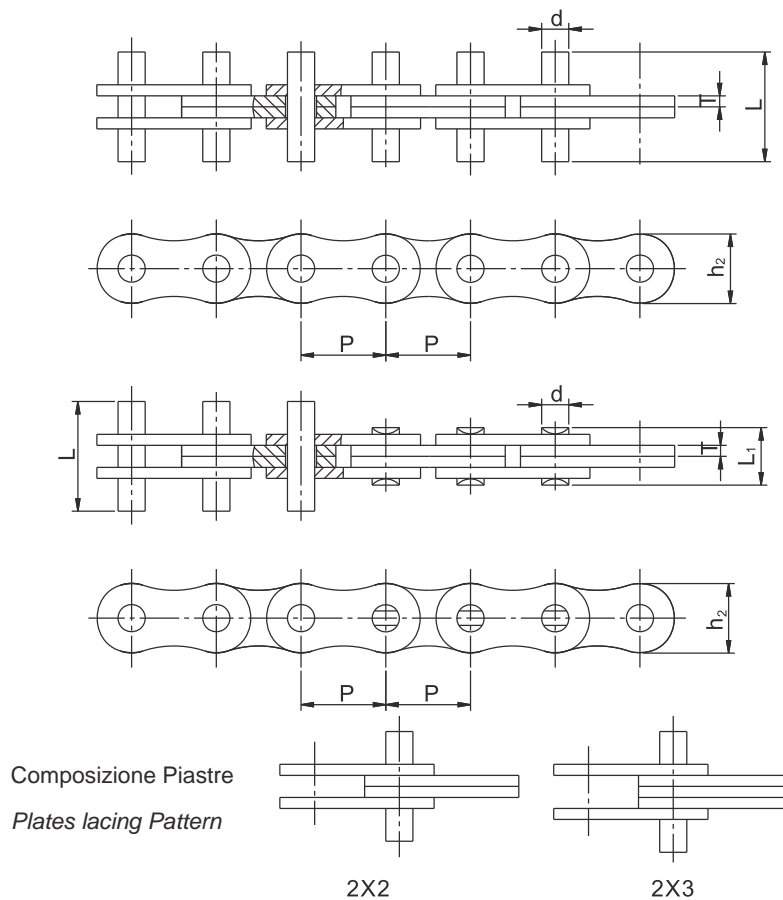
Catene ISO FLEYER serie BL / ISO LH (BL) Heavy Series Leaf Chains Series

Catena Chain	Catena ISO Chain	Passo Pitch	Composizione piastra Plates lacing	Altezza piastra Plate depth	Spessore piastra Plate thickness	Diametro Perno Pin diameter	Largh. catena ribadita Riveted chain width	Carico di rottura min. ISO Ultimate tensile strength ISO	Carico di rottura medio Average tensile strength	Peso al metro Weight per meter
		P		h_2 max	T	d_2 max	L max	Q min	Q ₀	q ≈
		mm			mm	mm	mm	mm	kN	kN
LH0822	BL422	12.70	2x2	12.07	2.08	5.09	11.05	22.20	27.60	0.60
LH0823	BL423		2x3				13.16	22.20	27.60	0.75
LH0834	BL434		3x4				17.40	33.40	41.40	1.03
LH0844	BL444		4x4				19.51	44.50	56.00	1.17
LH0846	BL446		4x6				23.75	44.50	56.00	1.46
LH0866	BL466		6x6				27.99	66.70	81.70	1.74
LH0888	BL488		8x8				36.45	89.00	109.40	2.33
LH1022	BL522	15.875	2x2	15.09	2.44	5.96	12.90	33.40	42.80	0.95
LH1023	BL523		2x3				15.37	33.40	42.80	1.17
LH1034	BL534		3x4				20.32	48.90	63.60	1.63
LH1044	BL544		4x4				22.78	66.70	84.50	1.85
LH1046	BL546		4x6				27.74	66.70	84.50	2.31
LH1066	BL566		6x6				32.69	100.10	125.10	2.76
LH1088	BL588		8x8				42.57	133.40	169.50	3.67
LH1222	BL622	19.05	2x2	18.11	3.30	7.94	17.37	48.90	63.60	1.55
LH1223	BL623		2x3				20.73	48.90	63.60	1.92
LH1234	BL634		3x4				27.43	75.60	102.60	2.67
LH1244	BL644		4x4				30.78	97.90	122.30	3.02
LH1246	BL646		4x6				37.49	97.90	122.30	3.75
LH1266	BL666		6x6				44.20	146.80	190.80	4.50
LH1288	BL688		8x8				57.61	195.70	238.80	6.01
LH1622	BL822	25.40	2x2	24.13	4.09	9.54	21.34	84.50	108.20	2.43
LH1623	BL823		2x3				25.48	84.50	108.20	3.02
LH1634	BL834		3x4				33.76	129.00	143.60	4.20
LH1644	BL844		4x4				37.90	169.00	214.60	4.77
LH1646	BL846		4x6				46.18	169.00	214.60	5.90
LH1666	BL866		6x6				54.46	253.60	324.50	7.10
LH1688	BL888		8x8				71.02	338.10	432.70	9.43
LH2022	BL1022	31.75	2x2	30.18	4.90	11.11	25.37	115.60	146.80	3.60
LH2023	BL1023		2x3				30.33	115.60	146.80	4.50
LH2034	BL1034		3x4				40.23	182.40	231.60	6.25
LH2044	BL1044		4x4				45.19	231.30	291.40	7.10
LH2046	BL1046		4x6				55.09	231.30	291.40	8.90
LH2066	BL1066		6x6				65.00	347.00	430.30	10.60
LH2088	BL1088		8x8				84.81	462.60	555.10	14.10

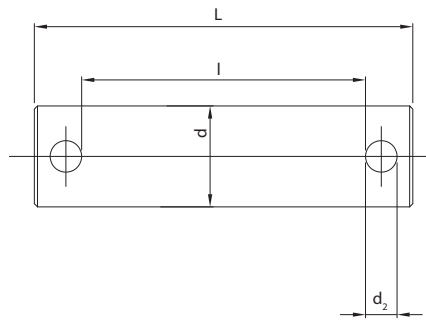
Catene ISO **FLEYER serie BL / ISO LH (BL) Heavy Series Leaf Chains Series**

Catena Chain	Catena ISO ISO Chain	Passo Pitch	Composizione piastre Plates lacing	Altezza piastra Plate depth	Spessore piastra Plate thickness	Diametro Perno Pin diameter	Largh. catena ribadita Riveted chain width	Carico di rottura min. ISO Ultimate tensile strength ISO	Carico di rottura medio Average tensile strength	Peso al metro Weight per meter
		P		h_2 max	T	d_2 max	L max	Q min	Q ₀	q ≈
		mm			mm	mm	mm	mm	kN	kN
LH2422	BL1222	38.10	2x2	36.20	5.77	12.71	29.62	151.20	192.00	5.40
LH2423	BL1223		2x3				35.43	151.20	192.00	6.70
LH2434	BL1234		3x4				47.07	244.60	308.10	9.30
LH2444	BL1244		4x4				52.88	302.50	381.10	10.60
LH2446	BL1246		4x6				64.52	302.50	381.10	13.30
LH2466	BL1266		6x6				76.15	453.70	543.60	15.90
LH2488	BL1288		8x8				99.42	605.00	726.00	21.10
LH2822	BL1422	44.45	2x2	42.24	6.55	14.29	33.55	191.30	225.70	7.05
LH2823	BL1423		2x3				40.16	191.30	225.70	8.75
LH2834	BL1434		3x4				53.37	315.80	372.60	12.20
LH2844	BL1444		4x4				59.97	382.60	451.20	13.90
LH2846	BL1446		4x6				73.18	382.60	451.20	17.30
LG2866	BL1466		6x6				86.39	578.30	682.40	20.70
LH2888	BL1488		8x8				112.80	765.10	902.80	27.50
LH3222	BL1622	50.80	2x2	48.26	7.52	17.46	39.01	289.10	341.10	9.14
LH3223	BL1623		2x3				46.58	289.10	341.10	11.34
LH3234	BL1634		3x4				61.72	440.40	519.60	15.75
LH3244	BL1644		4x4				69.29	578.30	680.40	17.95
LH3246	BL1646		4x6				84.43	578.30	680.40	22.36
LH3266	BL1666		6x6				99.57	857.40	1000.70	26.77
LH3288	BL1688		8x8				129.84	1156.50	1364.60	35.60
LH4022	BL2022	63.50	2x2	60.33	9.91	23.81	51.74	433.70	511.70	15.80
LH4023	BL2023		2x3				61.70	433.70	511.70	19.80
LH4034	BL2034		3x4				81.61	649.40	766.20	27.70
LH4044	BL2044		4x4				91.57	867.40	1023.50	31.60
LH4046	BL2046		4x6				111.48	867.40	1023.50	39.50
LH4066	BL2066		6x6				131.39	1301.10	1535.20	47.40
LH4088	BL2088		8x8				171.22	1734.80	2046.50	63.20

Catene **FLEYER** a perni sporgenti / **Wrench** Leaf Chains



Catena Chain	Passo Pitch	Composizione piastre Plates lacing	Altezza piastra Plate depth	Spessore piastra Plate thickness	Diametro Perno Pin diameter	Largh. catena ribadita Riveted chain width		Carico di rottura min. Ultimate tensile strength	Peso al metro Weight per meter
	P		h_2 max	T	d max	L max	L_1 max	Q min	q ≈
	mm			mm	mm	mm	mm	kN	kg/m
AL522a	15.875	2x2	13.03	2.06	5.08	20.50	-	24.50	0.77
AL522b						17.20	-	24.50	0.70
AL522WR-16						16.00	-	21.80	0.72
AL522WR-1 1.02/20.5						20.50	11.02	21.80	0.73
AL622a	19.05	2x2	15.62	3.26	5.94	23.30	16.30	44.10	1.07
AL622b				2.44	5.94		-	33.35	0.88
AL822a	25.40	2x2	20.83	3.26	7.92	30.00	-	55.60	1.73
BL622a	19.05	2x2	18.11	3.26	7.92	29.00	-	48.90	1.81
BL822a	25.40	2x2	24.13	$T_1:3.70$ $T_2:4.09$	9.54	36.00	-	169.00	2.82
BL823a		2x3		4.09		34.00	-	98.00	3.40
LL1022a	15.875	2x2	13.72	1.70	5.08	14.00	-	22.20	0.64

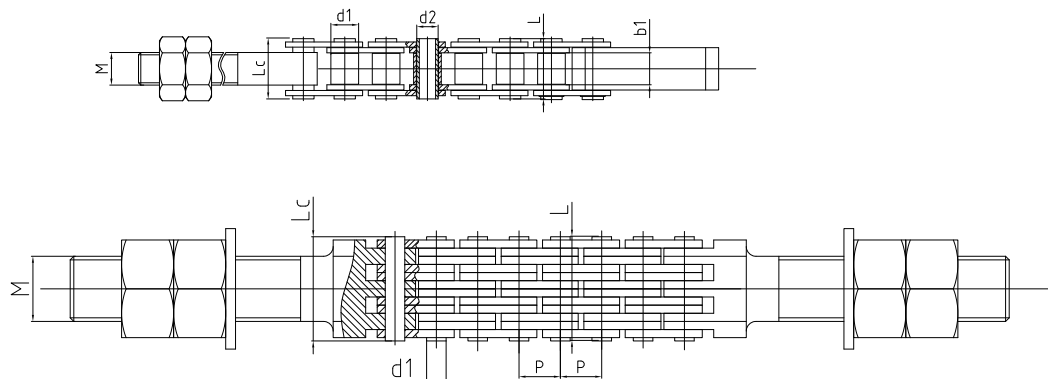
Perni per catene FLEYER / FLEYER Pins

Perni per catene FLEYER / FLEYER pins

Catena Chain	L max (mm)	l min (mm)	d max (mm)	d ₂ (mm)
AL422	15.00	10.00	3.96	1.20
AL444	22.00	16.00	3.96	1.20
AL466	30.50	24.35	3.96	1.20
AL488	35.50	30.45	3.96	1.20
BL422/AL522	15.00	9.00	5.08	1.60
BL423	17.40	9.30	5.08	1.60
BL434	23.00	18.00	5.08	1.60
BL444/AL544	25.00	19.00	5.08	1.60
BL446	32.00	23.00	5.08	1.60
BL466	29.00	25.00	5.08	1.60
BL466/AL566	33.50	27.50	5.08	1.60
BL488/AL588	41.80	35.80	5.08	1.60
BL522	17.00	10.50	5.94	2.00
BL523	19.00	12.00	5.94	2.00
BL534	27.70	17.50	5.94	2.00
BL544/AL644	29.00	22.50	5.94	2.00
BL546	33.50	27.10	5.94	2.00
BL566/AL666	36.50	28.90	5.94	2.00
BL566/AL666	39.00	32.00	5.94	2.00
BL588/AL688	49.30	43.10	5.94	2.00
BL623	25.50	17.50	7.92	3.20
BL634	32.50	23.50	7.92	3.20
BL634	37.80	27.00	7.92	3.20
BL644/AL844	34.50	26.00	7.92	3.20
BL646	42.00	33.50	7.92	3.20
BL646	47.4	36.60	7.92	3.20
BL666/AL866	53.50	43.00	7.92	3.20
AL888	61.00	52.00	7.92	3.20
BL688	67.00	56.20	7.92	3.20
BL822	28.00	18.00	9.53	3.20
BL823	35.50	26.00	9.53	3.20
BL834	40.70	30.00	9.53	3.20
AL1044	43.50	32.50	9.53	3.20
BL834	43.80	34.00	9.53	3.20
BL844	47.80	37.10	9.53	3.20

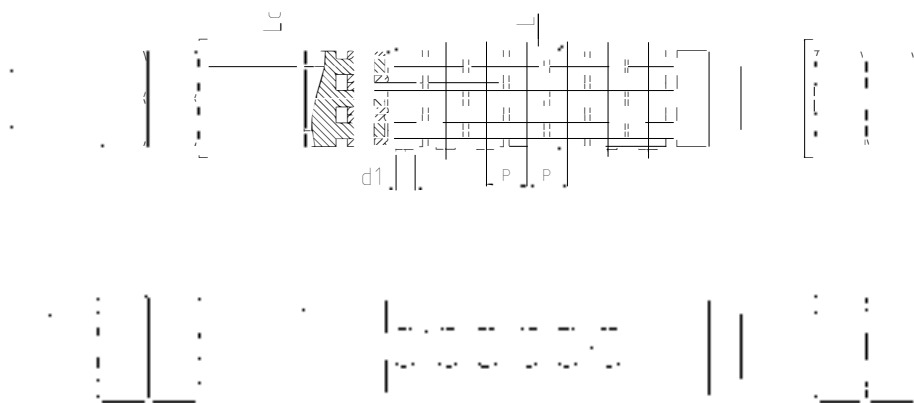
Catena Chain	L max (mm)	l min (mm)	d max (mm)	d ₂ (mm)
BL846	52.00	41.50	9.53	3.20
BL846	57.00	46.00	9.53	3.20
BL866/AL1066	64.00	54.00	9.53	3.20
BL888	76.00	65.00	9.53	3.20
AL1088	80.00	70.00	9.53	3.20
BL1023	36.50	25.00	11.10	4.00
BL1034	49.50	35.00	11.10	4.00
BL1044/AL1244	51.50	40.50	11.10	4.00
BL1046	63.00	52.00	11.10	4.00
BL1066/AL1266	76.60	61.50	11.10	4.00
BL1088/AL1288	95.00	82.00	11.10	4.00
BL1223	42.00	29.00	12.70	4.00
BL1234	53.00	40.00	12.70	4.00
BL1244/AL1444	59.00	45.50	12.70	4.00
BL1246	71.00	56.00	12.70	4.00
BL1266/AL1466	82.00	68.00	12.70	4.00
BL1288/AL1488	111.00	99.00	12.70	4.00
BL1423	46.00	32.00	14.27	4.00
BL1434	59.50	45.00	14.27	4.00
BL1444	69.50	55.00	14.27	4.00
BL1446	84.00	65.00	14.27	4.00
BL1466	98.00	85.00	14.27	4.00
AL1666	100.90	93.00	14.27	4.00
AL1688	111.80	101.90	14.27	4.00
BL1623	55.80	38.00	17.46	5.00
BL1634	71.00	52.00	17.46	5.00
BL1644	78.00	61.00	17.46	5.00
BL1646	93.00	76.00	17.46	5.00
BL1666	112.00	95.20	17.46	5.00
BL1688	139.50	95.20	17.46	5.00
UF922	17.55	11.45	3.59	1.25
UF923	20.10	14.10	3.59	1.25
UF944	23.15	17.05	3.59	1.25
UF966	30.45	24.35	3.59	1.25
UF988	35.65	29.55	3.59	1.25



CATENE PER SOLLEVAMENTO VEICOLI
VEHICLES LIFTING CHAINS

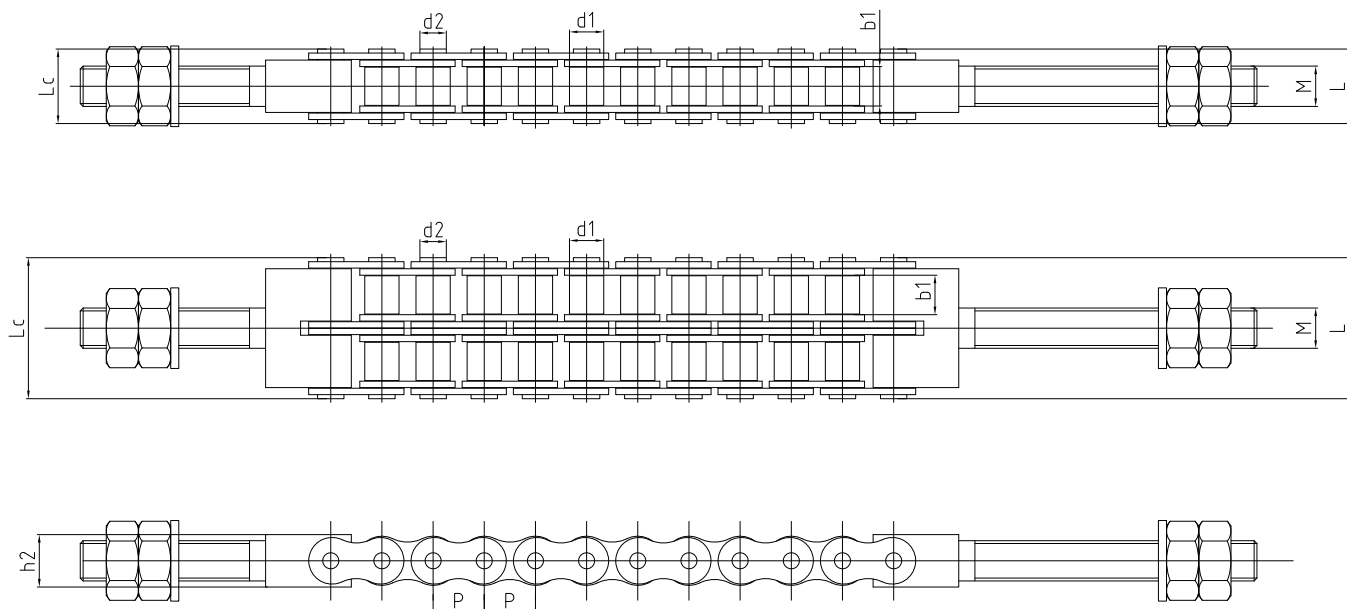
Catene per sollevamento veicoli / *Vehicles lifting chains*


Catena Chain	Passo <i>Pitch</i>	Diam. Rullo <i>Roller diameter</i>	Larghezza interna <i>Width between inner plates</i>	Diametro Perno <i>Pin diameter</i>	Largh. catena ribadita <i>Riveted chain width</i>		Altezza piastre interne <i>Inner plates depth</i>	Bullone <i>Bolt Type</i>	Carico di rottura min. <i>Ultimate tensile strength</i>	Carico di rottura medio <i>Average tensile strength</i>	Peso al metro <i>Weight per meter</i>
	P	d ₁ max	b ₁ min	d ₂ max	L max	Lc max	h ₂ max	M nom	Q min	Q ₀	q ≈
	mm	mm	mm	mm	mm	mm	mm	mm	kN	kN	kg/m
LT40-1	12.70	7.95	7.85	3.96	16.55	18.20	12.07	M10	16.00	18.40	0.62

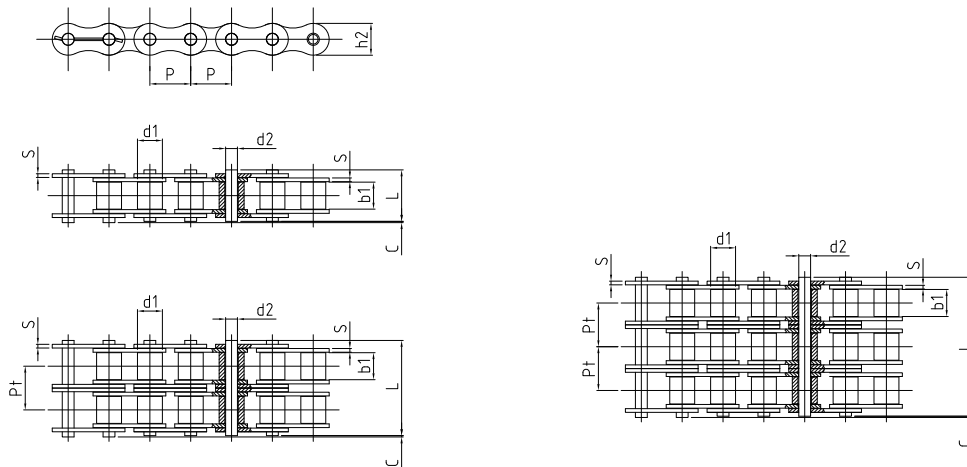


Catena Chain	Passo <i>Pitch</i>	Diametro Perno <i>Pin diameter</i>	Largh. catena ribadita <i>Riveted chain width</i>		Altezza piastre interne <i>Inner plates depth</i>	Bullone <i>Bolt Type</i>	Carico di rottura min. <i>Ultimate tensile strength</i>	Carico di rottura medio <i>Average tensile strength</i>	Peso al metro <i>Weight per meter</i>
	P	d ₂ max	L max	Lc max	h ₂ max	M nom	Q min	Q ₀	q ≈
	mm	mm	mm	mm	mm	mm	kN	kN	kg/m
LTAL666	19.05	5.94	32.69	35.10	15.62	M20	114	131	2.43

Catene per sollevamento veicoli / Vehicles lifting chains

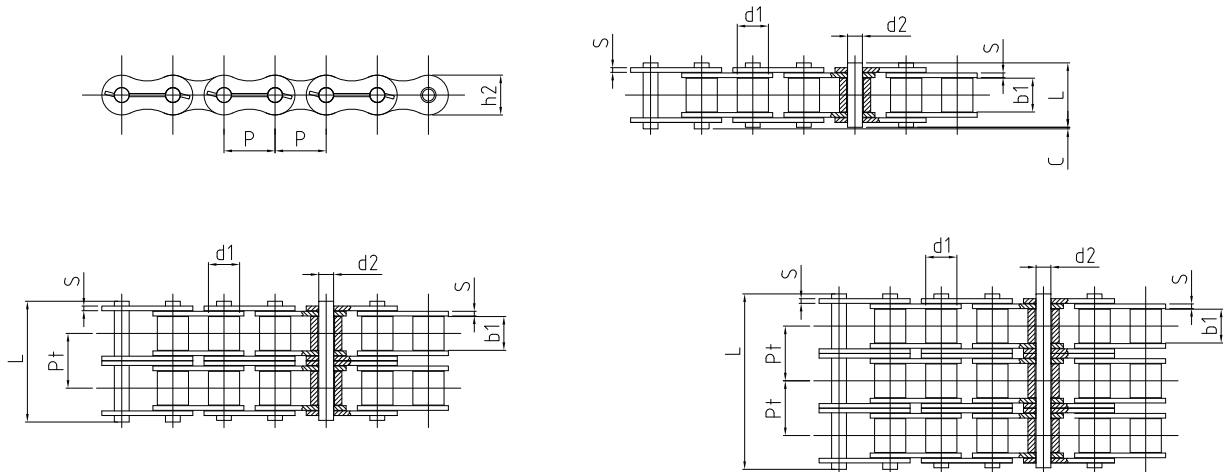


Catena Chain	Passo Pitch	Diam. Rullo Roller diameter	Larghezza interna Width between inner plates	Diametro Perno Pin diameter	Largh. catena ribadita Riveted chain width		Altezza piastre interne Inner plates depth	Bullone Bolt Type	Carico di rottura min. Ultimate tensile strength	Carico di rottura medio Average tensile strength	Peso al metro Weight per meter
	P	d_1 max	b_1 min	d_2 max	L max	L_c max	h_2 max	M nom	Q min	Q_0	q ≈
	mm	mm	mm	mm	mm	mm	mm	mm	kN	kN	kg/m
LT80-1	24.40	15.88	15.75	7.92	32.7	36.5	24.0	M16/M20	71.55	81.8	2.60
LT80-2	25.40	15.88	15.75	7.92	62.7	65.8	24.0	M20	143.10	163.6	5.15
LT100-1	31.75	19.05	18.90	9.53	40.4	44.7	30.0	M24	107.85	120.0	3.91
LT100-2	31.75	19.05	18.90	9.53	76.4	80.5	30.0	M24	215.70	260.0	7.80
LT100-3	31.75	19.05	18.90	9.53	112.2	116.3	30.0	M24	323.55	345.0	11.77
LT120-1	38.10	22.23	25.22	11.10	50.3	54.3	35.7	M30	154.50	176.6	5.62

Catene per giacimenti petroliferi / *Oil Fields Chains*


Catena API API Chain	Catena GB/ISO GB/ISO Chain	Passo	Diam. Rullo	Larghezza interna del giunto	Diametro del perno	Spessore maglia	Altezza piastra	Passo Trasversale	Largh. catena ribadita	Larg. agg. del disp. di bloccaggio	Carico di tensione	Peso al metro
		Pitch	Roller diameter	Inner width of inner chain link	Pin diameter	Plate thickness	Plate height	Transverse pitch	Cottered chain width	Additional width of lock device	Tensile load	Weight per meter
		p	d ₁ max	b ₁ max	d ₂ min	S max	h ₂ max	Pt	L	C min	Q ₀	q ≈
mm	mm	mm	mm	mm	mm	mm	mm	mm	kN	kN	kg/m	
80G-1	16A-1	25.40	15.87	15.75	7.94	3.18	24.13		32.60	3.60	55.60	2.76
80G-2	16A-2	25.40	15.87	15.75	7.94	3.18	24.13	29.29	61.90	3.60	111.20	5.45
80G-3	16A-3	25.40	15.87	15.75	7.94	3.18	24.13	29.29	91.20	3.60	166.80	8.15
100G-1	20A-1	31-75	19.05	18.90	9.54	3.96	30.18		39.60	4.00	86.74	4.15
100G-2	20A-2	31-75	19.05	18.90	9.54	3.96	30.18	35.76	75.40	4.00	173.48	8.20
100G-3	20A-3	31-75	19.05	18.90	9.54	3.96	30.18	35.76	111.20	4.00	260.22	12.24
120G-1	24A-1	38.10	22.22	25.23	11.11	4.75	36.20		49.90	4.20	125.10	6.05
120G-2	24A-2	38.10	22.22	25.23	11.11	4.75	36.20	45.44	95.30	4.20	250.20	11.99
120G-3	24A-3	38.10	22.22	25.23	11.11	4.75	36.20	45.44	140.80	4.20	375.30	17.93
140G-1	28A-1	44.45	25.40	25.23	12.71	5.56	42.24		53.70	4.70	170.27	7.99
140G-2	28A-2	44.45	25.40	25.23	12.71	5.56	42.24	48.87	102.60	4.70	340.54	15.44
140G-3	28A-3	44.45	25.40	25.23	12.71	5.56	42.24	48.87	151.40	4.70	510.81	23.09
160G-1	32A-1	50.80	28.57	31.55	14.29	6.35	48.26		63.90	5.10	222.40	10.33
160G-2	32A-2	50.80	28.57	31.55	14.29	6.35	48.26	58.55	122.50	5.10	444.80	20.50
160G-3	32A-3	50.80	28.57	31.55	14.29	6.35	48.26	58.55	181.00	5.10	667.20	30.67
180G-1	36A-1	57.15	35.71	35.48	17.46	7.14	54.31		72.20	5.50	280.20	13.78
180G-2	36A-2	57.15	35.71	35.48	17.46	7.14	54.31	65.84	138.00	5.50	560.50	27.70
180G-3	36A-3	57.15	35.71	35.48	17.46	7.14	54.31	65.84	203.90	5.50	840.70	41.44
200G-1	40A-1	63.50	39.67	37.85	19.85	7.92	60.33		77.90	6.60	347.50	17.04
200G-2	40A-2	63.50	39.67	37.85	19.85	7.92	60.33	71.55	149.50	6.60	695.00	33.83
200G-3	40A-3	63.50	39.67	37.85	19.85	7.92	60.33	71.55	221.00	6.60	1042.5	50.63
240G-1	48A-1	76.20	47.62	47.35	23.81	9.52	72.39		95.10	7.10	500.40	24.93
240G-2	48A-2	76.20	47.62	47.35	23.81	9.52	72.39	87.83	183.00	7.10	1000.80	49.54
240G-3	48A-3	76.20	47.62	47.35	23.81	9.52	72.39	87.83	270.80	7.10	1501.20	74.16

Catene per giacimenti petroliferi / Oil Fields Chains

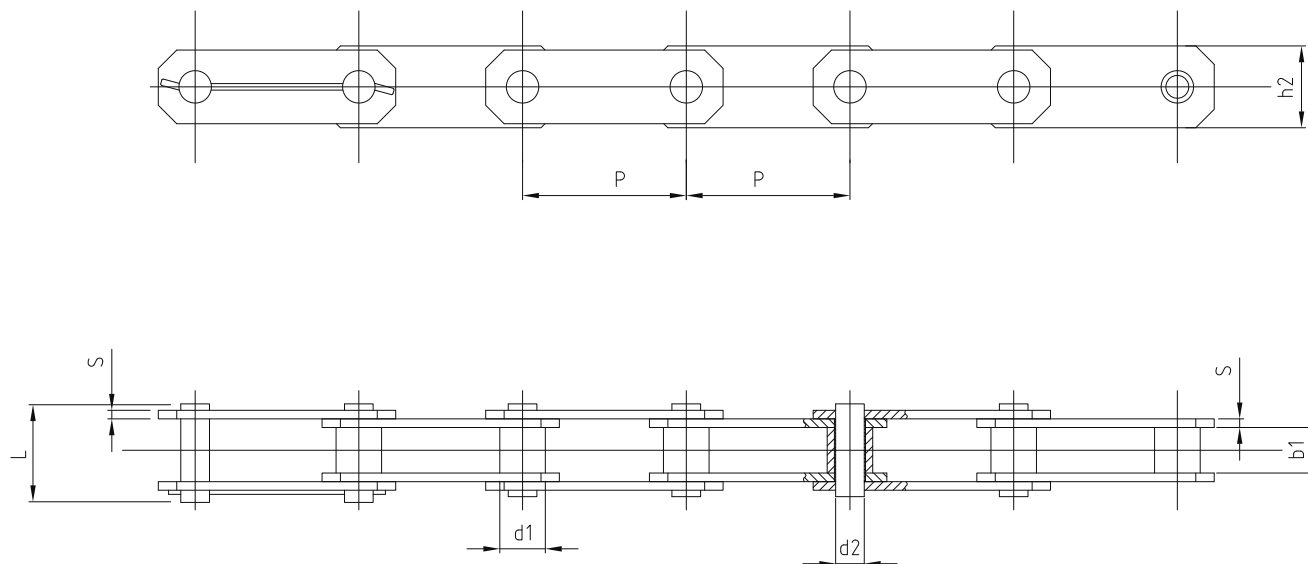


Catena API API Chain	Catena GB/ISO GB/ISO Chain	Passo Pitch	Diam. Rullo Roller diameter	Larghezza interna del giunto Inner width of inner chain link	Diametro del perno Pin diameter	Spessore maglia Plate thickness	Altezza piastra Plate height	Passo Trasversale Transverse pitch	Larghezza catena ribadita Cotted chain width	Carico di tensione Tensile load	Peso al metro Weight per meter
		P	d ₁ max	b ₁ max	d ₂ min	S max	h ₂ max	Pt	L	Q ₀	q ≈
		mm	mm	mm	mm	mm	mm	mm	mm	kN	kg/m
80GA-1	16A-1	25.40	15.87	15.75	7.94	3.18	24.13		36.20	55.60	2.84
80GA-2	16A-2	25.40	15.87	15.75	7.94	3.18	24.13	29.29	65.50	111.20	5.54
80GA-3	16A-3	25.40	15.87	15.75	7.94	3.18	24.13	29.29	94.80	166.80	8.23
80GA-4	16A-4	25.40	15.87	15.75	7.94	3.18	24.13	29.29	124.10	222.40	10.93
80GA-5	16A-5	25.40	15.87	15.75	7.94	3.18	24.13	29.29	153.40	278.00	13.63
80GA-6	16A-6	25.40	15.87	15.75	7.94	3.18	24.13	29.29	182.70	333.60	16.32
80GA-8	16A-8	25.40	15.87	15.75	7.94	3.18	24.13	29.29	241.20	444.80	21.72
100GA-1	20A-1	31.75	19.05	18.90	9.54	3.96	30.18		43.60	86.74	4.25
100GA-2	20A-2	31.75	19.05	18.90	9.54	3.96	30.18	35.76	79.40	173.48	8.31
100GA-3	20A-3	31.75	19.05	18.90	9.54	3.96	30.18	35.76	115.20	260.22	12.36
100GA-4	20A-4	31.75	19.05	18.90	9.54	3.96	30.18	35.76	150.90	346.96	16.41
100GA-5	20A-6	31.75	19.05	18.90	9.54	3.96	30.18	35.76	186.60	433.70	20.47
100GA-6	20A-6	31.75	19.05	18.90	9.54	3.96	30.18	35.76	222.40	520.44	24.52
100GA-8	20A-8	31.75	19.05	18.90	9.54	3.96	30.18	35.76	293.90	693.92	32.63
120GA-1	24A-1	38.10	22.22	25.23	11.11	4.75	36.20		54.10	125.10	6.18
120GA-2	24A-2	38.10	22.22	25.23	11.11	4.75	36.20	45.44	99.50	250.20	12.12
120GA-3	24A-3	38.10	22.22	25.23	11.11	4.75	36.20	45.44	145.00	375.30	18.06
120GA-4	24A-4	38.10	22.22	25.23	11.11	4.75	36.20	45.44	190.40	500.40	23.99
120GA-5	24A-5	38.10	22.22	25.23	11.11	4.75	36.20	45.44	235.90	625.50	29.93
120GA-6	24A-6	38.10	22.22	25.23	11.11	4.75	36.20	45.44	281.30	750.60	35.87
120GA-8	24A-8	38.10	22.22	25.23	11.11	4.75	36.20	45.44	372.20	1000.80	47.75
120GA-10	24A-10	38.10	22.22	25.23	11.11	4.75	36.20	45.44	463.10	1251.00	59.63
140GA-1	28A-1	44.45	25.40	25.23	12.71	5.56	42.24		58.40	170.27	7.94
140GA-2	28A-2	44.45	25.40	25.23	12.71	5.56	42.24	48.87	107.30	340.54	15.60

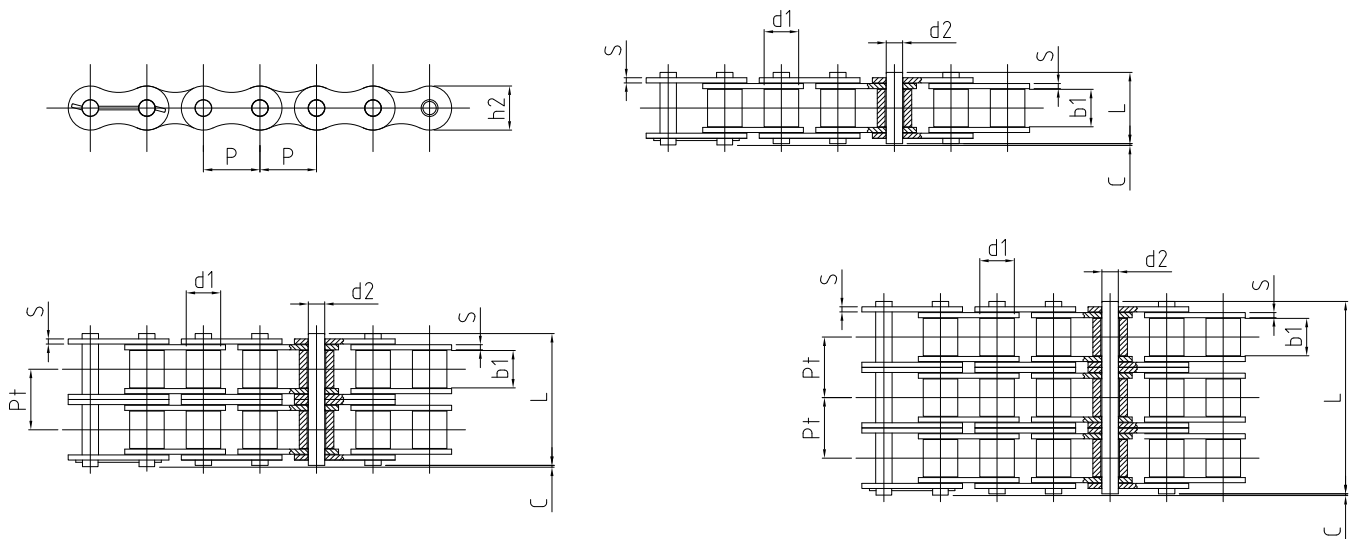
Catene per giacimenti petroliferi / *Oil Fields Chains*

Catena API API Chain	Catena GB/ISO GB/ISO Chain	Passo Pitch	Diam. Rullo Roller diameter	Larghezza interna del giunto Inner width of inner chain link	Diametro del perno Pin diameter	Spessore maglia Plate thickness	Altezza piastra Plate height	Passo Trasversale Transverse pitch	Larghezza catena ribadita Cottered chain width	Carico di tensionamento Tensile load	Peso al metro Weight per meter
		P	d ₁ max	b ₁ max	d ₂ min	S max	h ₂ max	Pt	L	Q ₀	q ≈
		mm	mm	mm	mm	mm	mm	mm	mm	kN	kg/m
140GA-3	28A-3	44.45	25.40	25.23	12.71	5.56	42.24	48.87	156.10	510.81	23.25
140GA-4	28A-4	44.45	25.40	25.23	12.71	5.56	42.24	48.87	205.00	681.08	30.90
140GA-5	28A-5	44.45	25.40	25.23	12.71	5.56	42.24	48.87	253.90	851.35	38.55
140GA-6	28A-6	44.45	25.40	25.23	12.71	5.56	42.24	48.87	302.80	1021.62	46.20
140GA-8	28A-8	44.45	25.40	25.23	12.71	5.56	42.24	48.87	400.50	1362.16	61.50
140GA-10	28A-10	44.45	25.40	25.23	12.71	5.56	42.24	48.87	498.20	1702.70	76.81
160GA-1	32A-1	50.80	28.57	31.55	14.29	6.35	48.26		69.00	222.40	10.47
160GA-2	32A-2	50.80	28.57	31.55	14.29	6.35	48.26	58.55	127.60	444.80	20.65
160GA-3	32A-3	50.80	28.57	31.55	14.29	6.35	48.26	58.55	186.10	667.20	30.82
160GA-4	32A-4	50.80	28.57	31.55	14.29	6.35	48.26	58.55	244.70	889.60	40.99
160GA-5	32A-5	50.80	28.57	31.55	14.29	6.35	48.26	58.55	303.20	1112.00	51.60
160GA-6	32A-6	50.80	28.57	31.55	14.29	6.35	48.26	58.55	361.80	1334.40	61.33
160GA-8	32A-8	50.80	28.57	31.55	14.29	6.35	48.26	58.55	478.90	1779.20	81.68
180GA-1	36A-1	57.15	35.71	35.48	17.46	7.14	54.31		77.70	280.20	13.96
180GA-2	36A-2	57.15	35.71	35.48	17.46	7.14	54.31	65.84	133.50	560.50	27.88
180GA-3	36A-3	57.15	35.71	35.48	17.46	7.14	54.31	65.84	209.40	840.70	41.62
180GA-4	36A-4	57.15	35.71	35.48	17.46	7.14	54.31	65.84	275.20	1121.00	55.36
200GA-1	40A-1	63.50	39.67	37.85	19.85	7.92	60.33		84.50	347.50	17.35
200GA-2	40A-2	63.50	39.67	37.85	19.85	7.92	60.33	71.55	156.10	695.00	34.14
200GA-3	40A-3	63.50	39.67	37.85	19.85	7.92	60.33	71.55	227.60	1042.50	50.94
200GA-4	40A-4	63.50	39.67	37.85	19.85	7.92	60.33	71.55	299.20	1390.00	67.73
240GA-1	48A-1	76.20	47.62	47.35	23.81	9.52	72.39		102.20	500.40	25.20
240GA-2	48A-2	76.20	47.62	47.35	23.81	9.52	72.39	87.83	190.10	1000.80	49.81
240GA-3	48A-3	76.20	47.62	47.35	23.81	9.52	72.39	87.83	277.90	1501.20	74.43
240GA-4	48A-4	76.20	47.62	47.35	23.81	9.52	72.39	87.83	365.70	2001.60	99.04

Catene per giacimenti petroliferi / Oil Fields Chains



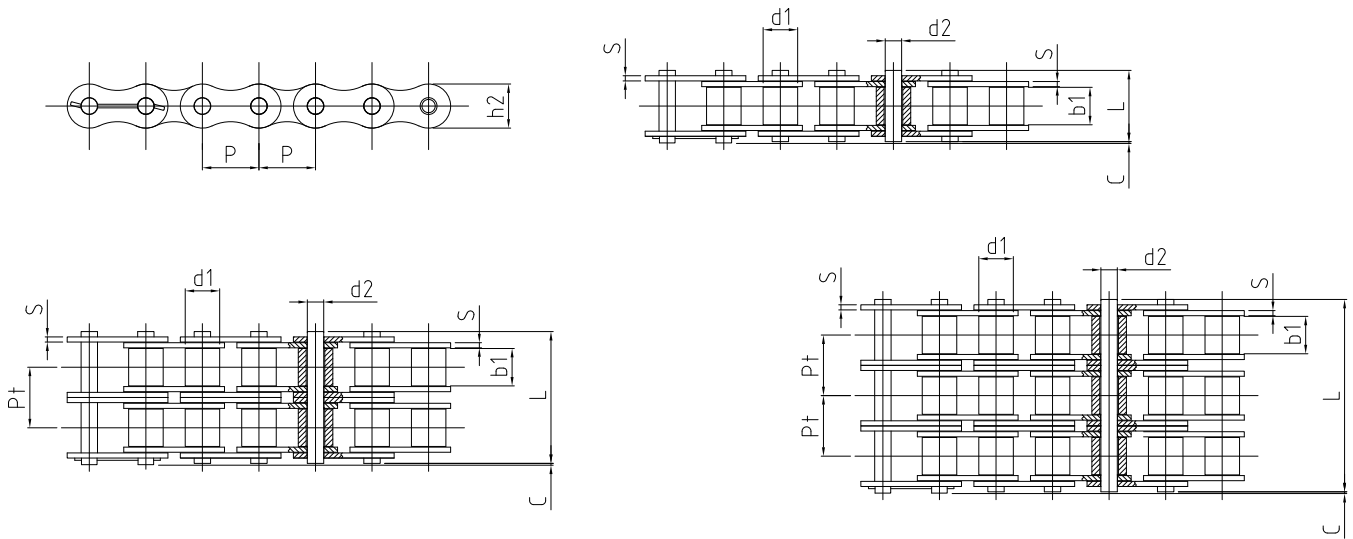
Catena Chain	Passo Pitch	Diam. rullo Roller diameter	Larghezza interna del giunto Inner width of inner chain link	Diametro del rullo Roller diameter	Spessore maglia Plate thickness	Altezza piastra Plate height	Larghezza catena ribadita Cottered chain width	Passo trasversale Transverse pitch	Carico di tensionamento Tensile load	Peso al metro Weight per meter
	P	d_1 max	b_1 min	d_2 max	s max	h_2 max	L	Pt	min	
	mm	mm	mm	mm	mm	mm	mm	mm	kN	kg/m
S88.90	88.90	44.45	36.10	23.81	12.70	63.50	107.00		550.00	24.40
S77.90	77.90	41.28	39.60	19.08	9.70	60.00	95.50		378.00	18.90
S103	103.45	57.15	49.30	27.97	14.20	73.00	134.90		700.00	32.70
S114	114.30	63.50	52.30	31.78	14.20	91.90	141.20		900.00	42.90
S127	127.00	66.68	55.55	33.34	15.88	88.90	150.00		934.00	59.60
S125	125.40	76.02	80.60	52.00	20.20	132.00	188.00		2167.00	111.40

Catene per macchine portuali / Port Machines Chains


Catene precise a rulli da trasmissione della Serie A a bassa velocità ed alto carico passo corto (Catene per macchine da porto)
 Low speed and high load A Series Small pitch precision roller chains for transmission (Port machines chains)

Catena Chain	Catena GB/ISO GB/ISO Chain	Passo	Diam. rullo	Larghezza interna del giunto	Diametro del perno	Spessore maglia	Altezza piastra	Passo Trasversale	Largh. catena ribadita	Larg. agg. del disp. di bloccaggio	Carico di tensionamento	Peso al metro
		P	d ₁ max	b ₁ max	d ₂ min	s	h ₂ max	Pt	L max	c	min	
		mm	mm	mm	mm	mm	mm	mm	mm	mm	kN	kg/m
80Sw-1	16A-1	25.40	Φ15.80	15.75 min	Φ7.90	3.18	24.13	/	32.60	3.60	70.60	2.76
80Sw-2	16A-2	25.40	Φ15.80	15.75 min	Φ7.90	3.18	24.13	29.29	61.90	3.60	141.20	5.45
80Sw-3	16A-3	25.40	Φ15.80	15.75 min	Φ7.90	3.18	24.13	29.29	91.20	3.60	211.80	8.15
80Sw-4	16A-4	25.40	Φ15.80	15.75 min	Φ7.90	3.18	24.13	29.29	120.50	3.60	282.40	10.82
100Sw-1	20A-1	31.75	Φ19.00	18.90 min	Φ9.50	3.96	30.18	/	39.60	4.00	105.90	4.15
100Sw-2	20A-2	31.75	Φ19.00	18.90 min	Φ9.50	3.96	30.18	35.76	75.40	4.00	211.80	8.20
100Sw-3	20A-3	31.75	Φ19.00	18.90 min	Φ9.50	3.96	30.18	35.76	111.20	4.00	317.70	12.25
100Sw-4	20A-4	31.75	Φ19.00	18.90 min	Φ9.50	3.96	30.18	35.76	147.00	4.00	423.60	16.31
120Sw-1	24A-1	38.10	Φ22.20	25.23 min	Φ11.10	4.75	36.20	/	49.90	4.20	150.00	6.05
120Sw-2	24A-2	38.10	Φ22.20	25.23 min	Φ11.10	4.75	36.20	45.44	95.30	4.20	300.00	11.99
120Sw-3	24A-3	38.10	Φ22.20	25.23 min	Φ11.10	4.75	36.20	45.44	140.80	4.20	450.00	17.93
120Sw-4	24A-4	38.10	Φ22.20	25.23 min	Φ11.10	4.75	36.20	45.44	186.20	4.20	600.00	23.82
140Sw-1	28A-1	44.45	Φ25.40	25.23 min	Φ12.70	5.56	42.24	/	53.70	4.70	194.20	7.99
140Sw-2	28A-2	44.45	Φ25.40	25.23 min	Φ12.70	5.56	42.24	48.87	102.60	4.70	388.40	15.44
140Sw-3	28A-3	44.45	Φ25.40	25.23 min	Φ12.70	5.56	42.24	48.87	151.40	4.70	525.60	23.09
140Sw-4	28A-4	44.45	Φ25.40	25.23 min	Φ12.70	5.56	42.24	48.87	200.30	4.70	776.80	30.72
160Sw-1	32A-1	50.80	Φ28.50	31.55 min	Φ14.20	6.35	48.26	/	63.90	5.10	247.10	10.33
160Sw-2	32A-2	50.80	Φ28.50	31.55 min	Φ14.20	6.35	48.26	58.55	122.50	5.10	494.20	20.50
160Sw-3	32A-3	50.80	Φ28.50	31.55 min	Φ14.20	6.35	48.26	58.55	181.00	5.10	741.30	30.67
160Sw-4	32A-4	50.80	Φ28.50	31.55 min	Φ14.20	6.35	48.26	58.55	239.60	5.10	988.40	40.85

Catene per macchine portuali / Port Machines Chains



Catena a rulli di precisione a passo ridotto serie A a bassa velocità e carico elevato per trasmissione (Catene per macchine portuali)
 Low speed and high load A Series small pitch precision roller chains for transmission (Port machines chains)

Catena Chain	Catena GB/ISO Chain	Passo Pitch	Diam. rullo Roller diameter	Larghezza interna del giunto Inner width of inner chain link	Diametro del perno Pin diameter	Spessore maglia Plate thickness	Altezza piastra Plate height	Passo trasversale Transverse pitch	Largh. catena ribadita Cottered chain width	Larg. agg. del disp. di bloccaggio Additional width of lock device	Carico di tensionamento Tensile load	Peso al metro Weight per meter
		P	d _{1 max}	b _{1 max}	d _{2 min}	s	h _{2 max}	Pt	L _{max}	c	min	
		mm	mm	mm	mm	mm	mm	mm	mm	mm	mm	kN
80HSw-1	16AH-1	25.40	15.87	15.75	7.94	3.96	24.13		35.90	3.60	82.10	3.20
80HSw-2	16AH-2	25.40	15.87	15.75	7.94	3.96	24.13		68.40	3.60	164.20	6.34
100HSw-1	20AH-1	31.75	19.05	18.90	9.54	4.75	30.18		42.90	4.00	119.20	4.71
100HSw-2	20AH-2	31.75	19.05	18.90	9.54	4.75	30.18		82.00	4.00	238.40	9.33
120HSw-1	24AH-1	38.10	22.22	25.23	11.11	5.56	36.20		53.30	4.20	163.30	6.72
120HSw-2	24AH-2	38.10	22.22	25.23	11.11	5.56	36.20		102.20	4.20	326.60	13.35
200HSw-1	40AH-1	63.50	39.67	37.85	22.00	9.52	60.33		84.60	6.60	440.00	20.00
200HSw-2	40AH-2	63.50	39.67	37.85	22.00	9.52	60.33		162.90	6.60	880.00	39.20
200HSw-3	40AH-3	63.50	39.67	37.85	22.00	9.52	60.33		241.20	6.60	1320.00	58.50



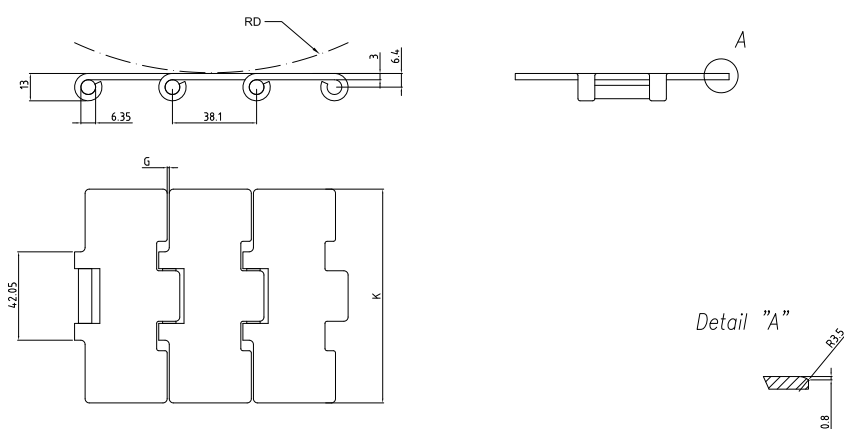


CATENE CON TAPPARELLE
TABLETOP CHAINS

Rettilinee con tapparelle in acciaio *Straight Line Top* / *Straight Line Top* with steel flat-top chains

In funzione del tipo d'applicazione, le catene della linea "Straight line top" sono fornibili in materiali diversi. Per la resistenza più elevata all'usura, è preferibile la versione in Acciaio al carbonio bonificato (es. settori vetrario, ceramico e generalmente nei trasporti interni). Per particolari esigenze di resistenza all'usura, per impieghi ancor più probanti (percorsi abrasivi e velocità di scorrimento particolarmente elevate) è consigliata la versione in Acciaio carbonitrurato. Per l'industria dell'imbottigliamento invece è consigliata la versione in Acciaio inox ferritico, mentre per la massima resistenza a corrosione, è possibile fornire la versione in Acciaio inossidabile austenitico.

"Straight line top" chains can be supplied with different materials as per type of application. To obtain an higher resistance against wear the "hardened and tempered", carbon steel type should be used (ex. glass sector, tiles sector and inside transport). To even more heavy applications and to even more resistance against wear (very high sliding speeds and abrasive ways) the carbonitride steel carbon version is recommended. For bottling industry the ferritic stainless steel type should be used, whereas for maximum resistance against corrosion the austenitic stainless steel has to be mounted.



Materiale Material	Denominazione Ref.	Rif. ISO 4348 ISO Ref. 4348	Carico rottura medio	Carico snervamento medio	Durezza a cuore	Durezza superficiale	Larghezza tapparelle	G	RD	Peso per unità di lunghezza Weight for length unit
			Medium breaking load	Medium yield point	Core Hardness	Superficial hardness	Flat top chain width			
			Rm	Rp 0,2	HRC	HRC	K			
			N	N	HRC	HRC	mm	mm	mm	Kg/m
ACCIAIO AL CARBONIO BONIFICATO HARDENED AND TEMPERED CARBON STEEL	ES 815 K 2¼	-	14.800	11.600	43	43	57.1	1.8	150	2.18
	ES 815 K 2½	-	14.800	11.600	43	43	66.7	1.8	150	2.40
	ES 815 K 3¼	C13S	14.800	11.600	43	43	82.6	1.8	150	2.73
	ES 815 K 3½	C14S	14.800	11.600	43	43	88.9	1.8	150	3.00
	ES 815 K 4	C16S	14.800	11.600	43	43	101.6	1.8	150	3.20
	ES 815 K 4½	C18S	14.800	11.600	43	43	114.3	1.8	150	3.48
	ES 815 K 6	C24S	14.800	11.600	43	43	152.4	1.8	150	4.38
ACCIAIO CARBONITRURATO CARBONITRIDED STEEL	ES 815 K 7½	C30S	14.800	11.600	43	43	190.5	1.8	150	5.27
	SH 815 K 31/4	C13S	11.700	9.200	40	60*	82.6	1.8	150	2.73
	SH 815 K 41/4	C18S	11.700	9.200	40	60*	114.3	1.8	150	3.48

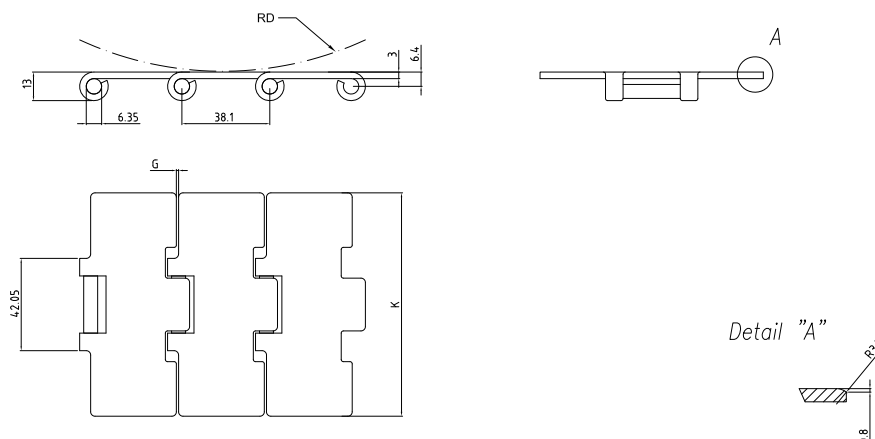
* Durezza 90 HR 15N equivalenti a 60 HRC

* Hardness 90 HR 15N equivalent to 60 HRC

Fornite in confezioni da 80 passi (3,048 m)
Supplied in boxes of 80 pitches (3,048 m)

Larghezze non indicate in tabella, solo su richiesta
Width not indicated above available, only under request

Rettilinee con tapparelle in acciaio **Straight Line Top / Straight Line Top with steel flat-top chains**

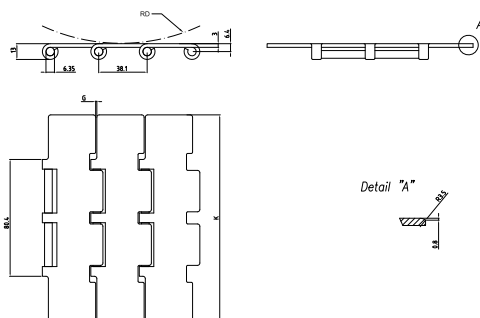


Materiale Material	Denominazione Ref.	Rif. ISO 4348 ISO Ref. 4348	Carico rottura medio	Carico snervamento medio	Durezza a cuore	Rugosità	Larghezza tapparelle	G	RD	Peso per unità di lunghezza
			Medium breaking load	Medium yield point	Core Hardness	Roughness	Flat top chain width			Weight for length unit
			Rm	Rp 0,2		Ra	K			
			N	N	HRC	µm	mm	mm	mm	Kg/m
ACCIAIO INOX FERRITICO FERRITIC STAINLESS STEEL	ESS 815-4 K 3¼	C13S	7.300	5.500	20	0.6	82.6	1.8	150	2.73
	ESSM 815-4 K 3¼	-	10.000	5.500	20	0.6	82.6	2.8	75	2.70
"SPECIAL"	ES 815 K 2¼	-	10.000	7.800	32	0.3	57.1	1.8	150	2.18
	ES 815 K 2½	-	10.000	7.800	32	0.3	66.7	1.8	150	2.40
	ES 815 K 3¼	C13S	10.000	7.800	32	0.3	82.6	1.8	150	2.73
	ES 815 K 3½	C14S	10.000	7.800	32	0.3	88.9	1.8	150	3.00
	ES 815 K 4	C15S	10.000	7.800	32	0.3	101.6	1.8	150	3.20
	ES 815 K 4½	C18S	10.000	7.800	32	0.3	114.3	1.8	150	3.48
	E 815 K 6	C24S	10.000	7.800	32	0.3	152.4	1.8	150	4.38
ACCIAIO INOX AUSTENITICO AUSTENITIC STAINLESS STEEL	ESS 815 K 2¼	-	9.700	5.300	-	0.6	57.1	1.8	150	2.18
	ESS 815 K 2½	-	9.700	5.300	-	0.6	66.7	1.8	150	2.40
	ESS 815 K 3¼	C13S	9.700	5.300	-	0.6	82.6	1.8	150	2.73
	ESS 815 K 3½	C14S	9.700	5.300	-	0.6	88.9	1.8	150	3.00
	ESS 815 K 4	C15S	9.700	5.300	-	0.6	101.6	1.8	150	3.20
	ESS 815 K 4½	C18S	9.700	5.300	-	0.6	114.3	1.8	150	3.48
	ESS 815 K 6	C24S	9.700	5.300	-	0.6	152.4	1.8	150	4.38
	ESS 815 K 7½	C30S	9.700	5.300	-	0.6	190.5	1.8	150	5.27

Per tutte le catene in acciaio inossidabile il carico di snervamento allo 0,2% è tale da garantire l'appartenenza al grado 1 della specifica ISO 4348 (il carico di snervamento è la caratteristica più importante ai fini della resistenza ai sovraccarichi). Larghezze non indicate in tabella solo su richiesta.

Fornite in confezioni da 80 passi (3,048 m)
Supplied in boxes of 80 pitches (3,048 m)

For all stainless steel chains, the 0,2% yield point grants the first grade of ISO 4348 requirements (yield point is the most important characteristic against over-loads). Width not indicated above, available only under request.

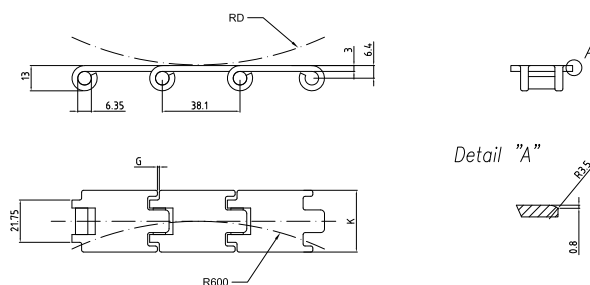
Rettilinee con tapparelle in acciaio **Straight Line Top / Straight Line Top with steel flat-top chains**

E2815 (DOPPIA CERNIERA) / E2815 (DOUBLE HINGE)

Materiale <i>Material</i>	Denominazione <i>Ref.</i>	Rif. ISO 4348 <i>ISO Ref. 4348</i>	Carico rottura medio <i>Medium breaking load</i>	Carico snervamento medio <i>Medium yield point</i>	Durezza a cuore <i>Core Hardness</i>	Larghezza tapparelle <i>Flat top chain width</i>			Peso per unità di lunghezza <i>Weight for length unit</i>
			Rm	Rp 0,2		K	G	RD	
			N	N	HRC	mm	mm	mm	Kg/m
ACCIAIO AL CARBONIO <i>CARBON STEEL</i>	ES 2815 K 170*	-	28.000	17.000	43	170.5	1.8	150	5.40
	ES 2815 K 7½	C30D	28.000	17.000	43	190.5	1.8	150	5.90
ACCIAIO INOX FERRITICO <i>FERRITIC STAINLESS STEEL</i>	ES 2815-4 K 170*	-	13.300	9.600	20	170.5	1.8	150	5.40
	ES 2815-4 K 7½	C30D	13.300	9.600	20	190.5	1.8	150	5.90
ACCIAIO INOX AUSTENITICO <i>AUSTENITIC STAINLESS STEEL</i>	ES 2815-4 K 170	-	18.000	10.000	-	170.5	1.8	150	5.40
	ES 2815-4 K 7½	C30D	18.000	10.000	-	190.5	1.8	150	5.90

* Su richiesta. / * Under request.

 Fornite in confezioni da 80 passi (3,048 m)
 Supplied in boxes of 80 pitches (3,048 m)

 Larghezze non indicate in tabella solo su richiesta.
 Width not indicated above available only under request.

E803


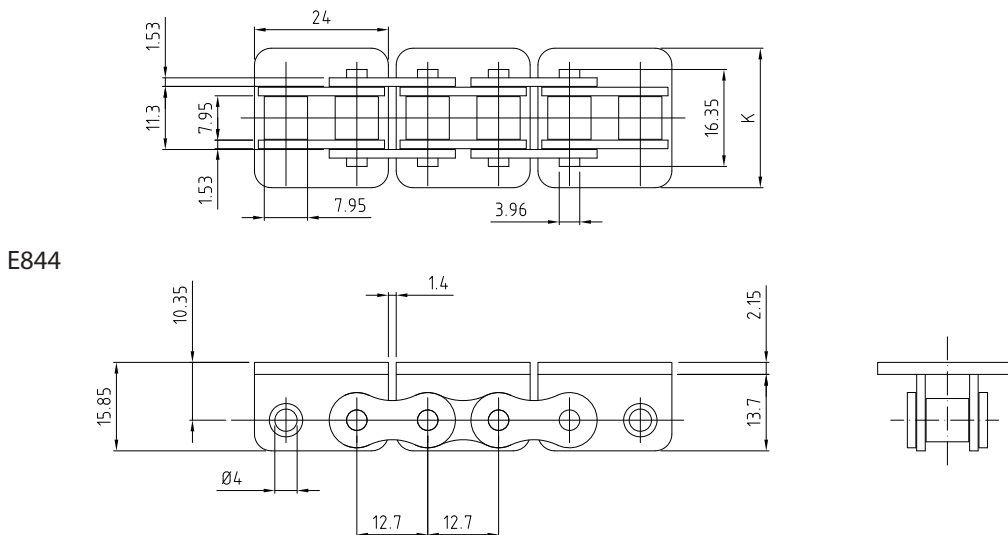
Materiale <i>Material</i>	Denominazione <i>Ref.</i>	Rif. ISO 4348 <i>ISO Ref. 4348</i>	Carico rottura medio <i>Medium breaking load</i>	Carico snervamento medio <i>Medium yield point</i>	Durezza a cuore <i>Core Hardness</i>	Larghezza tapparelle <i>Flat top chain width</i>			Peso per unità di lunghezza <i>Weight for length unit</i>
			Rm	Rp 0,2		K	G	RD	
			N	N	HRC	mm	mm	mm	Kg/m
"SPECIAL"	E 803 K 1	-	4.900	3.800	32	31.8	2.8	75	1.1

Fornite in confezioni da 80 passi (3,048 m) / Supplied in boxes of 80 pitches (3,048 m)

Rettilinee con tapparelle in acciaio **Straight Line Top** / **Straight Line Top** with steel flat-top chains

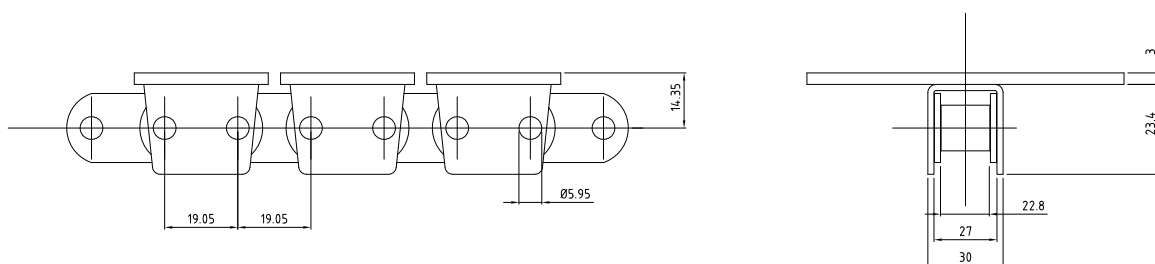
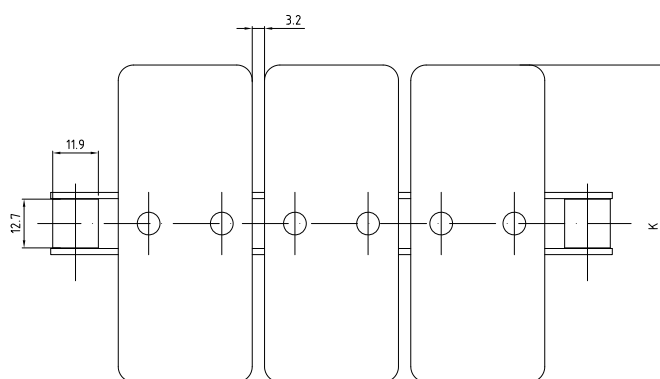
Le catene a rulli con tapparelle in acciaio, garantiscono elevate capacità di carico e scorrevolezza. Sono particolarmente indicate dove le caratteristiche principali dell'applicazione sono carichi elevati e velocità. La versione "E844", differisce dalla "E1864" per il diverso montaggio delle tapparelle: saldate sulla E844 e montate a scatto sulla E1864 e perciò sostituibili.

Roller chains with steel flat-top chains grant high load capacity and smoothness: they are particularly suitable for applications where very high rotation speeds and heavy loads must be assured. "E844" version is different from the "E1864", because of a different assembling of flat-top chains; welded on E844 version whereas they are assembled indeed, these are snap-fitted on E1864 and therefore replaceable.



Materiale catena base <i>Standard chain material</i>	Materiale tapparelle <i>Flat-top chains material</i>	Denominazione <i>Ref.</i>	Carico rottura medio <i>Medium breaking load</i>	Larghezza tapparelle <i>Flat top chain width</i>	Peso per unità di lunghezza <i>Weight for length unit</i>
			Rm	K	
			N	mm	Kg/m
ACCIAIO AL CARBONIO <i>CARBON STEEL</i>	ACCIAIO AL CARBONIO <i>CARBON STEEL</i>	E 844 K 1	16.150	25.4	1.18
		E 844 K 1½	16.150	38.1	1.33
		E 844 K 3¼	16.150	82.6	2.00
ACCIAIO AL CARBONIO <i>CARBON STEEL</i>	ACCIAIO INOX <i>STAINLESS STEEL</i>	E A 844 K 1	16.150	25.4	1.18
		E A 844 K 1½	16.150	38.1	1.33
		E A 844 K 3¼	16.150	82.6	2.00
ACCIAIO INOX <i>STAINLESS STEEL</i>	ACCIAIO INOX <i>STAINLESS STEEL</i>	E SS 844 K 1	11.000	25.4	1.18
		E SS 844 K 1½	11.000	38.1	1.33
		E SS 844 K 3¼	11.000	82.6	2.00

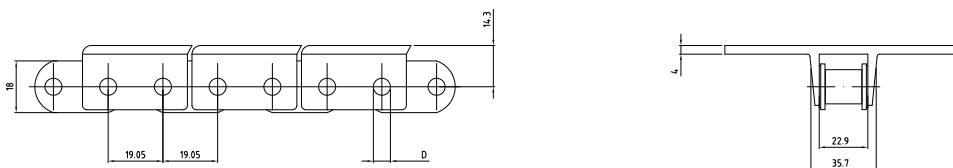
Fornite in confezioni da 240 passi (3,048 m) / *Supplied in boxes of 240 pitches (3,048 m)*

Rettilinee con tapparelle in acciaio **Straight Line Top / Straight Line Top with steel flat-top chains**

E1864


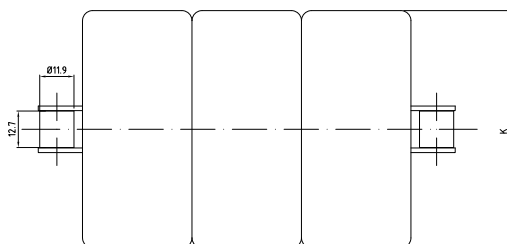
Materiale catena base <i>Standard chain material</i>	Materiale tapparelle <i>Flat-top chains material</i>	Denominazione <i>Ref.</i>	Carico rottura medio <i>Medium breaking load</i>	Larghezza tapparelle <i>Flat top chain width</i>	Peso per unità di lunghezza <i>Weight for length unit</i>
			Rm	K	
			N	mm	Kg/m
ACCIAIO AL CARBONIO <i>CARBON STEEL</i>	ACCIAIO AL CARBONIO <i>CARBON STEEL</i>	E 1864 K 3¼	35.000	82.6	4.20
		E 1864 K 4½	35.000	114.3	4.80
		E 1864 K 6	35.000	152.4	5.70
		E 1864 K 7½	35.000	190.5	6.40
ACCIAIO AL CARBONIO <i>CARBON STEEL</i>	ACCIAIO INOX <i>STAINLESS STEEL</i>	E A 1864 K 3¼	35.000	82.6	4.20
		E A 1864 K 4½	35.000	114.3	4.80
		E A 1864 K 6	35.000	152.4	5.70
		E A 1864 K 7½	35.000	190.5	6.40
ACCIAIO INOX <i>STAINLESS STEEL</i>	ACCIAIO INOX <i>STAINLESS STEEL</i>	E SS 1864 K 3¼	25.000	82.6	4.20
		E SS 1864 K 4½	25.000	114.3	4.80
		E SS 1864 K 6	25.000	152.4	5.70
		E SS 1864 K 7½	25.000	190.5	6.40

 Fornite in confezioni da 160 passi (3,048 m) / *Supplied in boxes of 160 pitches (3,048 m)*

Rettilinee con tapparelle in acciaio **Straight Line Top** / **Straight Line Top** with steel flat-top chains



E963



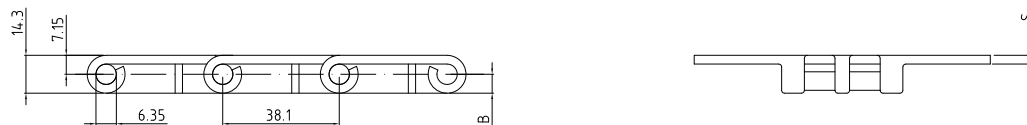
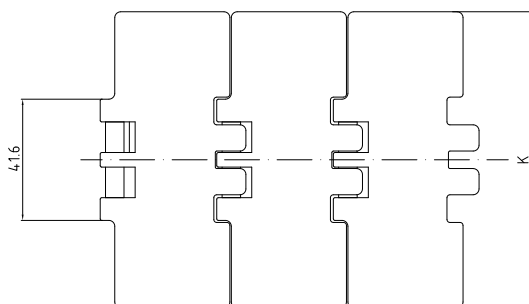
Materiale catena base <i>Material for standar chain</i>	Denominazione Resina acetlica grigia <i>Ref. Grey acetalic resin</i>	Denominazione Resina acetlica ELF marrone chiaro <i>Ref. Light brown ELF acetalic resin</i>	Carico rottura medio <i>Medium breaking load</i>	Larghezza tapparelle <i>Width of flat-top chain</i>	Diametro perno <i>Pin diam.</i>	Peso per unità di lunghezza <i>Weight for length unit</i>
			Rm	K	D	
			N	mm	mm	Kg/m
ACCIAIO AL CARBONIO <i>CARBON STEEL</i>	E 863 K 3¼	ELF 863 K 3¼	35.000	82.6	5.94	2.10
	E 863 K 4½	ELF 863 K 4½	35.000	114.3	5.94	2.33
	E 863 K 6	ELF 863 K 6	35.000	152.4	5.94	2.53
	E 863 K 7½	ELF 863 K 7½	35.000	190.5	5.94	2.68
ACCIAIO INOX <i>STAINLESS STEEL</i>	E 863 SS K 3¼	ELF 863 SS K 3¼	25.000	82.6	5.94	2.10
	E 863 SS K 4½	ELF 863 SS K 4½	25.000	114.3	5.94	2.33
	E 863 SS K 6	ELF 863 SS K 6	25.000	152.4	5.94	2.53
	E 863 SS K 7½	ELF 863 SS K 7½	25.000	190.5	5.94	2.68

Fornite in confezioni da 160 passi (3,048 m) / *Supplied in boxes of 160 pitches (3,048 m)*

E963 (CATENA BASE SIDE-BOW) / *E963 (SIDE BOW CHAIN)*

Materiale catena base <i>Material for standar chain</i>	Denominazione Resina acetlica grigia <i>Ref. Grey acetalic resin</i>	Denominazione Resina acetlica ELF marrone chiaro <i>Ref. Light brown ELF acetalic resin</i>	Carico rottura medio <i>Medium breaking load</i>	Larghezza tapparelle <i>Width of flat-top chain</i>	Diametro perno <i>Pin diam.</i>	Peso per unità di lunghezza <i>Weight for length unit</i>
			Rm	K	D	
			N	mm	mm	Kg/m
ACCIAIO AL CARBONIO <i>CARBON STEEL</i>	E 963 K 3¼	ELF 963 K 3¼	25.200	82.6	5.08	2.02
	E 963 K 4½	ELF 963 K 4½	25.200	114.3	5.08	2.25
	E 963 K 6	ELF 963 K 6	25.200	152.4	5.08	2.45
	E 963 K 7½	ELF 963 K 7½	25.200	190.5	5.08	2.60
ACCIAIO INOX <i>STAINLESS STEEL</i>	E 963 SS K 3¼	ELF 963 SS K 3¼	18.200	82.6	5.08	2.02
	E 963 SS K 4½	ELF 963 SS K 4½	18.200	114.3	5.08	2.25
	E 963 SS K 6	ELF 963 SS K 6	18.200	152.4	5.08	2.45
	E 963 SS K 7½	ELF 963 SS K 7½	18.200	190.5	5.08	2.60

Fornite in confezioni da 160 passi (3,048 m) / *Supplied in boxes of 160 pitches (3,048 m)*

Rettilinee con tapparelle in resina **Straight Line Top** / **Straight Line Top** with acetalic resin flat-top chains

E820


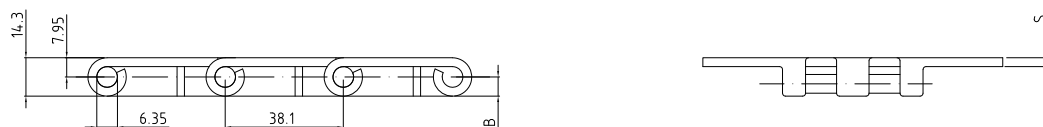
Materiale <i>Material</i>	Denominazione <i>Ref.</i>	Carico rottura medio <i>Medium breaking load</i>	Larghezza tapparelle <i>Flat top chain width</i>			Peso per unità di lunghezza <i>Weight for length unit</i>
		Rm	K	S	B	
		N	mm	mm	mm	Kg/m
RESINA ACETALICA GRIGIA <i>GREY ACETALIC RESIN</i>	E 820 K 3¼	4.600	82.6	4.0	9.5	0.84
	E 820 K 4	4.600	101.6	4.0	9.5	0.95
	E 820 K 4½	4.600	114.3	4.0	9.5	1.02
	E 820 K 6	4.600	152.4	4.0	9.5	1.25
	E 820 K 7½	4.600	190.5	4.0	9.5	1.47
RESINA ACETALICA ELF MARRONE CHIARO <i>LIGHT BROWN ELF ACETALIC RESIN</i>	ELF 820 K 3¼	4.600	82.6	4.0	9.5	0.84
	ELF 820 K 4	4.600	101.6	4.0	9.5	0.95
	ELF 820 K 4½	4.600	114.3	4.0	9.5	1.02
	ELF 820 K 6	4.600	152.4	4.0	9.5	1.25
	ELF 820 K 7½	4.600	190.5	4.0	9.5	1.47

E831 (SPESSORE PIASTRA MAGGIORATO) / E831 (INCREASED PLATE THICKNESS)

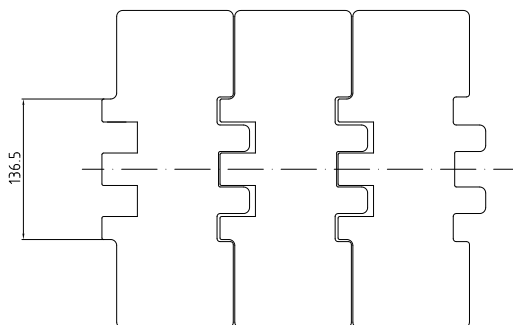
Materiale <i>Material</i>	Denominazione <i>Ref.</i>	Carico rottura medio <i>Medium breaking load</i>	Larghezza tapparelle <i>Flat top chain width</i>			Peso per unità di lunghezza <i>Weight for length unit</i>
		Rm	K	S	B	
		N	mm	mm	mm	Kg/m
RESINA ACETALICA ELF MARRONE CHIARO <i>LIGHT BROWN ELF ACETALIC RESIN</i>	ELF 831 K 3¼	4.600	82.6	4.8	8.7	1.00
	ELF 831 K 4½	4.600	114.3	4.8	8.7	1.24
	ELF 831 K 7½	4.600	190.5	4.8	8.7	1.76

 Fornite in confezioni da 80 passi (3,048 m) / *Supplied in boxes of 80 pitches (3,048 m)*

Rettilinee con tapparelle in resina **Straight Line Top** / **Straight Line Top** with acetalic resin flat-top chains



E821



Materiale <i>Material</i>	Denominazione <i>Ref.</i>	Carico rottura medio <i>Medium breaking load</i>	Larghezza tapparelle <i>Flat top chain width</i>	S mm	B mm	Peso per unità di lunghezza <i>Weight for length unit</i>
		Rm	K			Kg/m
		N	mm			
RESINA ACETALICA GRIGIA <i>GREY ACETALIC RESIN</i>	E 820 K 7¼	8.500	190.5	4.8	9.5	2.46
	E 820 K 10	8.500	254.0	4.8	9.5	2.98
RESINA ACETALICA ELF MARRONE CHIARO <i>LIGHT BROWN ELF ACETALIC RESIN</i>	E 820 K 12	8.500	304.8	4.8	9.5	3.34
	ELF 820 K 7½	8.500	190.5	4.8	9.5	2.46
	ELF 820 K 10	8.500	254.0	4.8	9.5	2.98
	ELF 820 K 12	8.500	304.8	4.8	9.5	3.34

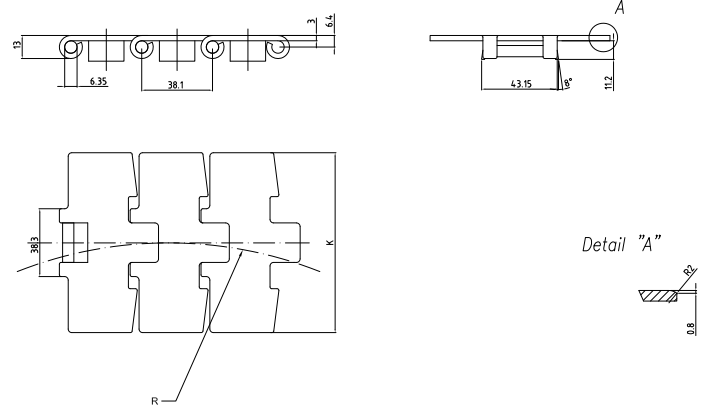
Fornite in confezioni da 80 passi (3,048 m) / *Supplied in boxes of 80 pitches (3,048 m)*

Curvilinee con tapparelle in acciaio Curve Top / Curve Top with steel flat-top chains

La proverbiale duttilità delle catene in acciaio della linea "CURVE TOP" per percorsi curvilinei, garantisce la massima funzionalità, anche nelle applicazioni meno propizie, risolvendo ampliamenti, problemi d'ingombro e collocazione all'interno di vari reparti produttivi. Anche in questo caso, variegata è la possibilità di utilizzare diversi tipi di materiale, la cui scelta è, ovviamente, finalizzata alle varie tipologie d'applicazione. Qui di seguito evidenziamo le varie opportunità della gamma "CURVE TOP".

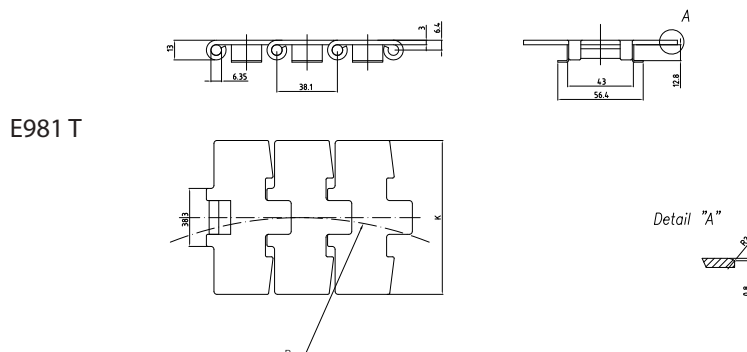
"Curve top" steel chains are specially suitable for curvilinear ways and for particular applications where encumbrance and placing problems are present.

Once again there is a possibility of choosing different types of material: this is obviously determined by the application field. Below we enumerate the type of "CURVE TOP".


E981

Materiale Material	Denominazione Ref.	Carico rottura medio	Carico snervamento medio	Durezza	Larghezza tapparelle	Raggio curvatura laterale	Peso per unità di lunghezza
		Medium breaking load	Medium yield point	Hardness	Flat top chain width	Side flex radius	Weight for length unit
		Rm	Rp 0,2	HRC	K	R	Kg/m
		N	N		mm	mm	
"SPECIAL"	E 981 K 3¼	9.120	7.600	32	82.6	457.2	3.0
	E 981 K 4½	9.120	7.600	32	114.3	609.6	3.7
	E 981 K 7½	9.120	7.600	32	190.5	609.6	5.5

Fornite in confezioni da 80 passi (3,048 m) / Supplied in boxes of 80 pitches (3,048 m)

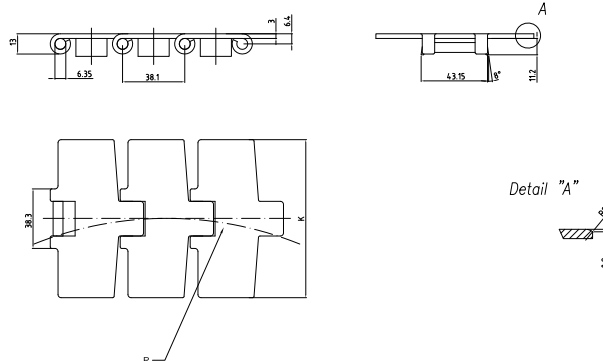

E981 T

Materiale Material	Denominazione Ref.	Carico rottura medio	Carico snervamento medio	Durezza	Larghezza tapparelle	Raggio curvatura laterale	Peso per unità di lunghezza
		Medium breaking load	Medium yield point	Hardness	Flat top chain width	Side flex radius	Weight for length unit
		Rm	Rp 0,2	HRC	K	R	Kg/m
		N	N		mm	mm	
"SPECIAL"	E 981 T 3¼	9.120	7.600	32	82.6	457.2	3.0
	E 981 T 4½	9.120	7.600	32	114.3	609.6	3.9
	E 981 T 7½	9.120	7.600	32	190.5	609.6	5.7

Fornite in confezioni da 80 passi (3,048 m) / Supplied in boxes of 80 pitches (3,048 m)

Curvilinee con tapparelle in acciaio **Curve Top / Curve Top with steel flat-top chains**

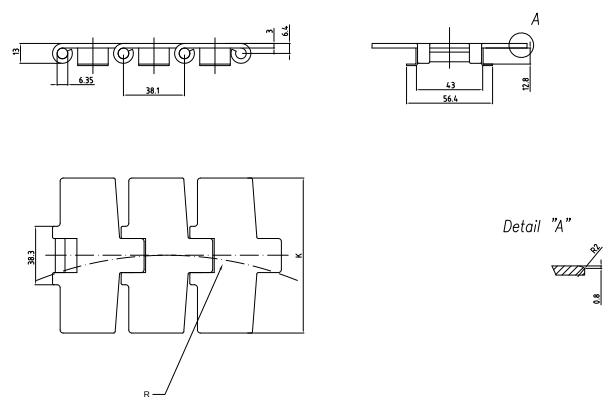
E881



Materiale <i>Material</i>	Denominazione <i>Ref.</i>	Carico rottura medio <i>Medium breaking load</i>	Carico snervamento medio <i>Medium yield point</i>	Durezza <i>Hardness</i>	Larghezza tapparelle <i>Flat top chain width</i>	Raggio curvatura laterale <i>Side flex radius</i>	Peso per unità di lunghezza <i>Weight for length unit</i>
		Rm	Rp 0,2		K	R	
		N	N	HRC	mm	mm	Kg/m
ACCIAIO AL CARBONIO <i>CARBON STEEL</i>	ES 881 K 3¼	13.900	11.000	43	82.6	457	3.0
	ES 881 K 4½	13.900	11.000	43	114.3	609.6	3.7
	ES 881 K 7½	13.900	11.000	43	190.5	609.6	5.5
ACCIAIO INOX AUSTENITICO <i>AUSTENITIC STAINLESS STEEL</i>	ESS 881 K 3¼	8.800	5.300	-	82.6	457.2	3.0
	ESS 881 K 4½	8.800	5.300	-	114.3	609.6	3.7
	ESS 881 K 7½	8.800	5.300	-	190.5	609.6	5.5

Fornite in confezioni da 80 passi (3,048 m) / *Supplied in boxes of 80 pitches (3,048 m)*

E881 T



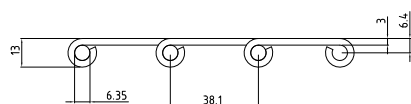
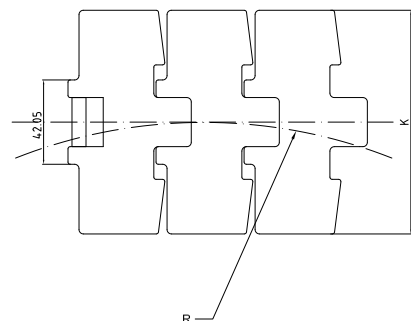
Materiale <i>Material</i>	Denominazione <i>Ref.</i>	Carico rottura medio <i>Medium breaking load</i>	Carico snervamento medio <i>Medium yield point</i>	Durezza <i>Hardness</i>	Larghezza tapparelle <i>Flat top chain width</i>	Raggio curvatura laterale <i>Side flex radius</i>	Peso per unità di lunghezza <i>Weight for length unit</i>
		Rm	Rp 0,2		K	R	
		N	N	HRC	mm	mm	Kg/m
ACCIAIO AL CARBONIO <i>CARBON STEEL</i>	ES 881T K 3¼	13.900	11.000	43	82.6	457	3.0
	ES 881T K 4½	13.900	11.000	43	114.3	609.6	3.7
	ES 881T K 7½	13.900	11.000	43	190.5	609.6	5.5
ACCIAIO INOX AUSTENITICO <i>AUSTENITIC STAINLESS STEEL</i>	ESS 881T K 3¼	8.800	5.300	-	82.6	457.2	3.0
	ESS 881T K 4½	8.800	5.300	-	114.3	609.6	3.7
	ESS 881T K 7½	8.800	5.300	-	190.5	609.6	5.5

Fornite in confezioni da 80 passi (3,048 m) / *Supplied in boxes of 80 pitches (3,048 m)*

Curvilinee con tapparelle magnetiche in acciaio *Curve Top / Curve Top with magnetic steel flat-top chains*

Le catene della serie 981 MGN, costruite in materiale speciale, sono particolarmente indicate per essere utilizzate nei trasportatori curvilinei, laddove sono richiesti avvolgimenti ed ancoraggi magnetici. Consentono, fra l'altro, d'essere sollevate dalla guida di scorrimento, per l'esecuzione della pulizia, o per semplici esplorazioni, senza doverne eseguire lo smontaggio.

Chains of 981 MGN series are made of special materials and are particularly suitable for winding and magnetic attachments. They can be lifted from their guide to be cleaned or when an exploration without dismounting is necessary.


E981 M


Detail "A"



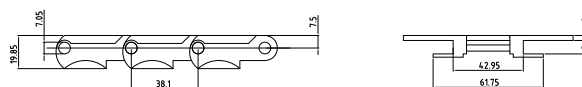
Materiale Material	Denominazione Ref.	Carico rottura medio	Carico snervamento medio	Durezza	Larghezza tapparelle	Raggio curvatura laterale	Peso per unità di lunghezza
		<i>Medium breaking load</i>	<i>Medium yield point</i>	<i>Hardness</i>	<i>Flat top chain width</i>	<i>Side flex radius</i>	<i>Weight for length unit</i>
		Rm	Rp 0,2		K	R	
		N	N	HRC	mm	mm	Kg/m
"SPECIAL"	981 M 3¼	10.100	7.890	32	82.6	457	2.5
	981 M 4½	10.100	7.890	32	114.3	457	3.2
	981 M 7½	10.100	7.890	32	190.5	457	5.0

Fornite in confezioni da 80 passi (3,048 m) / Supplied in boxes of 80 pitches (3,048 m)

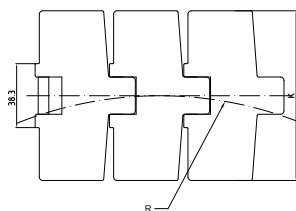
Curvilinee con tapparelle in resina **Curve Top** / **Curve Top** with acetalic resin flat-top chains

Con la scorrevolezza e planarità delle tapparelle in resina "TOP LINE", è possibile la progettazione di trasportatori con lunghi sviluppi e velocità periferiche, maggiori rispetto a quelli utilizzando normali catene a semplici tapparelle cernierate.

Thanks to the smoothness and flatness of "TOP LINE" resin flat-top chains, it is possible to project conveyors with longer dimensions and higher peripheral speeds than normal flat-top chains.



E880 T



Materiale <i>Material</i>	Denominazione <i>Ref.</i>	Carico rottura medio <i>Medium breaking load</i>	Larghezza tapparelle <i>Flat top chain width</i>			Raggio curvatura laterale <i>Side flex radius</i>	Peso per unità di lunghezza <i>Weight for length unit</i>
		Rm	K	S	B	R	
		N	mm	mm	mm	mm	Kg/m
RESINA ACETALICA ELF MARRONE CHIARO	ELF 880 T 3¼	6.500	82.6	4.8	11.0	457.2	0.98
ELF LIGHT BROWN ACETALIC RESIN	ELF 880 T 4½	6.500	114.3	4.8	11.0	609.6	1.14

Tutti i perni sono in acciaio inox austenitico / All pins are in austenitic stainless steel

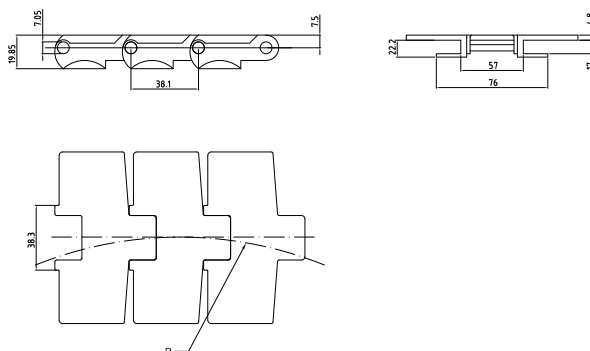
E879 T (SPESSORE PIASTRA MAGGIORATO) / E879 (OVERSIZE PLATE THICKNESS)

Materiale <i>Material</i>	Denominazione <i>Ref.</i>	Carico rottura medio <i>Medium breaking load</i>	Larghezza tapparelle <i>Flat top chain width</i>			Raggio curvatura laterale <i>Side flex radius</i>	Peso per unità di lunghezza <i>Weight for length unit</i>
		Rm	K	S	B	R	
		N	mm	mm	mm	mm	Kg/m
RESINA ACETALICA ELF MARRONE CHIARO	ELF 879 T 3¼	6.500	82.6	4.8	11.0	457.2	0.98
ELF LIGHT BROWN ACETALIC RESIN	ELF 879 T 4½	6.500	114.3	4.8	11.0	609.6	1.14

Tutti i perni sono in acciaio inox austenitico
All pins are in austenitic stainless steel

Fornite in confezioni da 80 passi (3,048 m)
Supplied in boxes of 80 pitches (3,048 m)

Curvilinee con tapparelle in resina **Curve Top / Curve Top with acetalic resin flat-top chains**

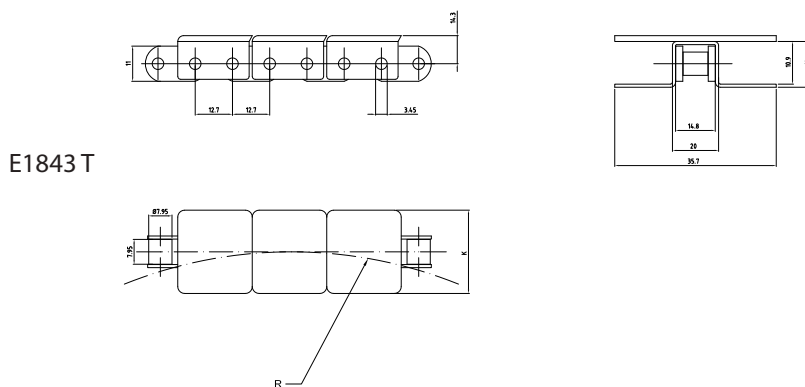


E882 T (CATENA RINFORZATA) / E882 T (REINFORCED CHAIN)

Materiale <i>Material</i>	Denominazione <i>Ref.</i>	Carico rottura medio <i>Medium breaking load</i>	Larghezza tapparelle <i>Flat top chain width</i>	Raggio curvatura laterale <i>Side flex radius</i>	Peso per unità di lunghezza <i>Weight for length unit</i>
		Rm	K	R	
		N	mm	mm	Kg/m
RESINA ACETALICA ELF MARRONE CHIARO <i>ELF LIGHT BROWN ACETALIC RESIN</i>	ELF 882 T K 4¼	11.500	114.3	609.6	1.98
	ELF 882 T K 7¼	11.500	190.5	609.6	2.43
	ELF 882 T K 10	11.500	254.0	609.6	2.87
	ELF 882 T K 12	11.500	304.8	609.6	3.41

Tutti i perni sono in acciaio inox austenitico
All pins are in austenitic stainless steel

Fornite in confezioni da 80 passi (3,048 m)
Supplied in boxes of 80 pitches (3,048 m)



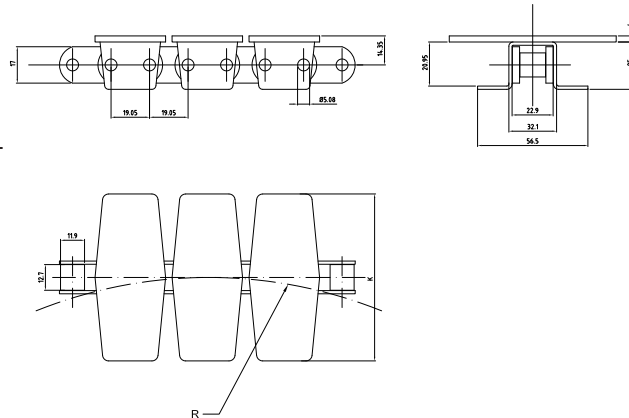
E1843 T

Materiale catena base <i>Standard chain material</i>	Denominazione Resina acetalica ELF speciale marrone chiaro <i>Ref. Special ELF acetalic resin light brown</i>	Carico rottura medio <i>Medium breaking load</i>	Larghezza tapparelle <i>Flat top chain width</i>	Raggio curvatura laterale <i>Side flex radius</i>	Peso per unità di lunghezza <i>Weight for length unit</i>
		Rm	K	R	
		N	mm	mm	Kg/m
ACCIAIO AL CARBONIO <i>CARBON STEEL</i>	ELF 1843 T K 1¼	10.000	31.8	355.6	0.75
ACCIAIO INOX <i>2STAINLESS STEEL</i>	ELF 1843 T K 1¼	7.200	31.8	355.6	0.75

Fornite in confezioni da 240 passi (3,048 m) / *Supplied in boxes of 240 pitches (3,048 m)*

Curvilinee con tapparelle in resina **Curve Top** / **Curve Top** with acetalic resin flat-top chains

E1873 T



Materiale catena base <i>Material for standard chain</i>	Denominazione Resina acetalica grigia <i>Ref. Grey acetalic resin</i>	Denominazione Resina acetalica ELF marrone chiaro <i>Ref. Light brown ELF acetalic resin</i>	Carico rottura medio <i>Medium breaking load</i>	Larghezza tapparelle <i>Width of flat-top chain</i>	Raggio curvatura laterale <i>Side flex radius</i>	Peso per unità di lunghezza <i>Weight for length unit</i>
			Rm	K	D	
			N	mm	mm	Kg/m
ACCIAIO AL CARBONIO <i>CARBON STEEL</i>	E 1873 T K 3¼	ELF 1873 T K 3¼	25.500	82.6	355.6	2.10
	E 1873 T K 4½	ELF 1873 T K 4½	25.500	114.3	355.6	2.26
	E 1873 T K 6	ELF 1873 T K 6	25.500	152.4	457.2	2.41
	E 1873 T K 7½	ELF 1873 T K 7½	25.500	190.5	457.2	2.56
	E 1873 T K 10	ELF 1873 T K 10	25.500	254.0	457.2	2.78
	E 1873 T K 12	ELF 1873 T K 12	25.500	304.8	609.6	3.00
ACCIAIO INOX <i>STAINLESS STEEL</i>	E 1873 T SS K 3¼	ELF 1873 T SS K 3¼	18.200	82.6	355.6	2.10
	E 1873 T SS K 4½	ELF 1873 T SS K 4½	18.200	114.3	355.6	2.26
	E 1873 T SS K 6	ELF 1873 T SS K 6	18.200	152.4	457.2	2.41
	E 1873 T SS K 7½	ELF 1873 T SS K 7½	18.200	190.5	457.2	2.56
	E 1873 T SS K 10	ELF 1873 T SS K 10	18.200	254.0	457.2	2.78
	E 1873 T SS K 12	ELF 1873 T SS K 12	18.200	304.8	609.6	3.00

Fornite in confezioni da 160 passi (3,048 m) / *Supplied in boxes of 160 pitches (3,048 m)*



INDUSTRIES



ACCESSORI E MANUTENZIONE
ACCESSORIES AND MAINTENANCE

Smontacatene - *Chain breakers*

TIPO N° 1 / TYPE N° 1

PER CATENE DA 3/8 A 3/4 - *CHAIN PITCH 3/8 TO 3/4*



TIPO N° 2 / TYPE N° 2

PER CATENE DA 3/4 A 1"1/4 - *CHAIN PITCH 3/4 TO 1"1/4*









INDUSTRIES



©Copyright 

È vietata la riproduzione anche parziale del contenuto di questo catalogo tecnico. Non si possono accettare responsabilità per eventuali errori od omissioni. Le misure, i disegni e le immagini non sono impegnativi.

Le condizioni generali di vendita aggiornate sono consultabili sul nostro sito isb-industries.com

 Marchio registrato.

The reproduction, even partial, of the contained concerning this technical catalogue, is forbidden. Liability for possible errors and/or omissions are not accepted. The measurements, drawings and images are not demanding.

The updated general sales conditions can be found on our website isb-industries.com

™ Registered.



I N D U S T R I E S

CATENE
CHAINS

04.2022 ©Copyright



700004732G02A07011908