

BELT DRIVES

Product	PAGE
INDEX	D-1 – D-2
Made-to-Order Capabilities	D-4
 SECTION I – SHEAVES	
SHEAVE NOMENCLATURE	D-5
STOCK QD HI-CAP® WEDGE	D-6 - D-14
3V Section	D-6 - D-8
5V Section	D-9 - D-12
8V Section	D-13 - D-14
STOCK QD CONVENTIONAL	D-15 - D-23
A-B Combination Groove	D-15 - D-18
C Section	D-19 - D-21
D Section	D-22 - D-23
STOCK TAPER BUSHED HI-CAP® WEDGE	D-24 - D-31
3V Section	D-24 - D-26
5V Section	D-27 - D-29
8V Section	D-30 - D-31
STOCK TAPER BUSHED CONVENTIONAL	D-32 - D-39
A-B Combination Groove	D-32 - D-34
C Section	D-35 - D-37
D Section	D-38 - D-39
GROOVE DIMENSIONS/TOLERANCES	D-40 - D-41
STOCK V-BELT DRIVE SELECTION	D-42 - D-147
STOCK SELECTION PROCEDURE	D-43 - D-47
STOCK DRIVE SELECTION CHARTS	D-48 - D-147
3V Section Selection	D-48 - D-59
5V Section Selection	D-60 - D-79
8V Section Selection	D-80 - D-87
A Section Selection	D-88 - D-107
B Section Selection	D-108 - D-129
C Section Selection	D-130 - D-141
D Section Selection	D-142 - D-147
NON-STOCK V-BELT DRIVE SELECTION	D-148 - D-163
NON-STOCK SELECTION PROCEDURE	D-149 - D-151
BASIC V-BELT HORSEPOWER RATINGS	D-152 - D-175
3V Section HP Ratings	D-152 - D-153
3VX (Cogged) Section HP Ratings	D-154 - D-155
5V Section HP Ratings	D-156 - D-157
5VX (Cogged) Section HP Ratings	D-158 - D-159

BELT DRIVES

PRODUCT	PAGE
SECTION I – SHEAVES (Continued)	
8V Section HP Ratings	D-160 – D-161
A Section HP Ratings	D-162 – D-163
AX (Cogged) Section HP Ratings	D-164 – D-165
B Section HP Ratings	D-166 – D-167
BX (Cogged) Section HP Ratings	D-168 – D-169
C Section HP Ratings	D-170 – D-171
CX (Cogged) Section HP Ratings	D-172 – D-173
D Section HP Ratings	D-174 – D-175
OTHER SPEEDS/SPEED-UP DRIVES	D-176
QUARTER TURN DRIVES	D-177
INSTALLATION/TENSIONING	D-178 – D-179
DYNAMIC BALANCE	D-180
MADE-TO-ORDER SHEAVES	D-181 – D-189
DRIVE SELECTION WORKSHEET	D-190 – D-192
FHP (Fractional Horsepower) SHEAVES	D-193 – D-203
AK / 2AK BORED-TO-SIZE	D-194 – D-195
AK-H / 2AK-H MST® BUSHED	D-196 – D-197
BK / 2BK BORED-TO-SIZE	D-198 – D-199
BK-H / 2BK-H MST® BUSHED	D-200 – D-201
MST® BUSHING SPECIFICATIONS	D-202
MST® BUSHING INSTALLATION INSTRUCTIONS	D-203
VARIABLE PITCH SHEAVES	D-204 – D-208
1VP / 2 VP BORED-TO-SIZE	D-205 – D-206
VARIABLE PITCH SHEAVES INSTALLATION INSTRUCTIONS	D-207 – D-208

Martin V-belt sheaves meet the toughest demands of industry, while continuing the *Martin* tradition of providing the utmost in service and maintaining unsurpassed manufacturing standards.

Totally committed to meeting the individual needs of customers, *Martin* Sprocket & Gear now serves the V-belt industry with extensive stock inventories, the capacity to meet large quantity requirements and the versatility to respond quickly to made-to-order applications.



Martin— where dependability is a tradition.

MADE-TO-ORDER CAPABILITIES

V-BELT DRIVES



WIRE ROPE IDLER



FLAT BELT PULLEY



DUPLEX — SHEAVE AND
FLAT BELT



POLY-V SHEAVE



CROWN FACE PULLEY



IDLER SHEAVE

All *Martin* sheaves and timing pulleys can be manufactured to meet your special requirements: Aluminum, Brass, Ductile, Steel, Stainless Steel. *Martin*, service and quality drive components you can depend on to get the job done.



Sheave Nomenclature

QD

HI-CAP® WEDGE (Also Referred To As "Narrow")	CONVENTIONAL (Also Referred To As "Classical")
2 3V 220 JA	12 D 580 P
2 — Number of Grooves 3V — Belt Cross Section 220 — 2.2" <i>Outside Diameter</i> JA — Bushing Required	12 — Number of Grooves D — Belt Cross Section 580 — 58.0" <i>Pitch Diameter</i> P — Bushing Required

V-BELT DRIVES

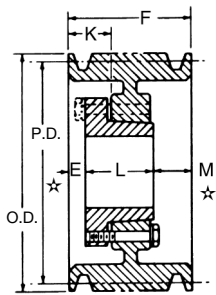
TAPER BUSHED

HI-CAP® WEDGE (Also Referred To As "Narrow")	CONVENTIONAL (Also Referred To As "Classical")
10 8V 5300 TB	1 B 34 TB
10 — Number of Grooves 8V — Belt Cross Section 5300 — 53.00" <i>Outside Diameter</i> TB — Taper Bushing Required	1 — Number of Grooves B — Belt Cross Section 34 — 3.4" <i>Pitch Diameter</i> (B-Belt) TB — Taper Bushing Required

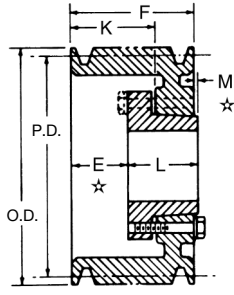
Call *Martin* for your made-to-order and large quantity requirements.

3V Hi-Cap Wedge Stock QD Sheaves

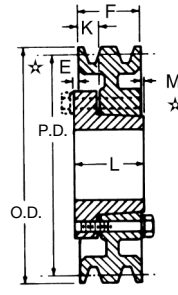
V-BELT DRIVES



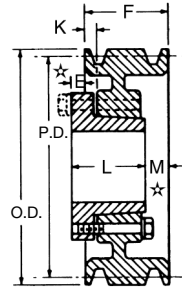
TYPE A



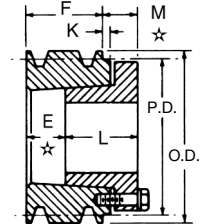
TYPE B



TYPE C



TYPE D



TYPE E

Dimensions for *Martin* sheaves are listed in the following tables with QD bushings in place. The type of sheave shown below is indicated by a letter, and the construction is indicated by a number, as shown on facing page.

Dimensions in inches, weight in pounds

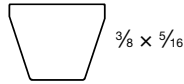
1 Groove* F = 1/16											2 Groove F = 1/32								
Part Number	OD	PD 3V Belt	Type	Bush	Bush Max. Bore	E	K	L Thru Bore	M	Wt. Less Bush	Part Number	Type	Bush	Bush Max. Bore	E	K	L Thru Bore	M	Wt. Less Bush
1 3V 220 JA	2.20	2.15	E-1	JA	1 1/4	3/16	3/16	1 1/8	15/16	.7	2 3V 220 JA	E-1	JA	1 1/4	3/32	3/16	1 1/8	15/16	.9
1 3V 235 JA	2.35	2.30	E-1	JA	1 1/4	3/16	3/16	1 1/8	15/16	.8	2 3V 235 JA	E-1	JA	1 1/4	3/32	3/16	1 1/8	15/16	1.0
1 3V 250 JA	2.50	2.45	E-1	JA	1 1/4	3/16	3/16	1 1/8	15/16	.8	2 3V 250 JA	E-1	JA	1 1/4	3/32	3/16	1 1/8	15/16	1.2
1 3V 265 JA	2.65	2.60	C-1	JA	1 1/4	3/8	1/2	1 1/8	0	.9	2 3V 265 JA	D-1	JA	1 1/4	3/8	1/2	1 1/8	15/32	1.3
1 3V 280 JA	2.80	2.75	C-1	JA	1 1/4	3/8	1/2	1 1/8	0	.9	2 3V 280 JA	D-1	JA	1 1/4	3/8	1/2	1 1/8	15/32	1.4
1 3V 300 JA	3.00	2.95	C-1	JA	1 1/4	3/8	1/2	1 1/8	0	1.0	2 3V 300 JA	D-1	JA	1 1/4	3/8	1/2	1 1/8	15/32	1.6
1 3V 315 JA	3.15	3.10	C-1	JA	1 1/4	3/8	1/2	1 1/8	0	1.0	2 3V 315 JA	D-1	JA	1 1/4	3/8	1/2	1 1/8	15/32	1.8
1 3V 335 JA	3.35	3.30	C-1	JA	1 1/4	3/8	1/2	1 1/8	0	1.1	2 3V 335 SH	D-1	SH	1 1/4	27/64	3/4	1 1/8	15/64	2.0
1 3V 365 SH	3.65	3.60	D-1	SH	1 1/4	3/8	0	1 1/8	1/8	1.3	2 3V 365 SH	D-1	SH	1 1/4	27/64	3/4	1 1/8	15/64	2.4
1 3V 412 SH	4.12	4.07	D-1	SH	1 1/4	3/8	0	1 1/8	1/8	1.7	2 3V 412 SH	D-1	SH	1 1/4	3/32	3/4	1 1/8	15/64	2.7
1 3V 450 SH	4.50	4.45	D-2	SH	1 1/4	3/8	0	1 1/8	1/8	2.1	2 3V 450 SH	D-1	SH	1 1/4	1/4	5/16	1 1/8	1/32	2.9
1 3V 475 SH	4.75	4.70	D-2	SH	1 1/4	3/8	0	1 1/8	1/8	2.5	2 3V 475 SH	D-1	SH	1 1/4	1/4	5/16	1 1/8	1/32	3.1
1 3V 500 SH	5.00	4.95	D-2	SH	1 1/4	3/8	0	1 1/8	1/8	2.8	2 3V 500 SH	D-1	SH	1 1/4	1/4	5/16	1 1/8	1/32	3.6
1 3V 530 SH	5.30	5.25	D-2	SH	1 1/4	3/8	0	1 1/8	1/8	3.2	2 3V 530 SH	D-1	SH	1 1/4	1/4	5/16	1 1/8	1/32	4.5
1 3V 560 SH	5.60	5.55	D-2	SH	1 1/4	3/8	0	1 1/8	1/8	3.2	2 3V 560 SH	D-1	SH	1 1/4	1/4	5/16	1 1/8	1/32	5.0
1 3V 600 SH	6.00	5.95	D-2	SH	1 1/4	3/8	0	1 1/8	1/8	3.5	2 3V 600 SH	D-1	SH	1 1/4	1/4	5/16	1 1/8	1/32	5.5
1 3V 650 SH	6.50	6.45	D-3	SH	1 1/4	3/8	0	1 1/8	1/8	3.9	2 3V 650 SDS	D-3	SDS	2	5/16	5/16	1 1/8	1/32	5.8
1 3V 690 SH	6.90	6.85	D-3	SH	1 1/4	3/8	0	1 1/8	1/8	4.5	2 3V 690 SDS	D-3	SDS	2	5/16	5/16	1 1/8	1/32	6.6
1 3V 800 SDS	8.00	7.95	C-3	SDS	2	5/8	0	1 1/2	0	5.5	2 3V 800 SDS	D-3	SDS	2	5/16	5/16	1 1/8	1/32	7.0
1 3V 1060 SDS	10.60	10.55	C-3	SDS	2	5/8	0	1 1/2	0	8.0	2 3V 1060 SK	C-3	SK	2 1/2	7/16	5/16	1 1/8	15/32	10.0
1 3V 1400 SK	14.00	13.95	C-3	SK	2 5/8	1 1/8	0	1 1/8	0	13.5	2 3V 1400 SK	C-3	SK	2 5/8	3/16	1/4	1 1/8	15/32	16.0
1 3V 1900 SK	19.00	18.95	C-3	SK	2 5/8	1 1/8	0	1 1/8	0	17.0	2 3V 1900 SK	C-3	SK	2 5/8	7/16	1/4	1 1/8	15/32	25.0
	25.00	24.95									2 3V 2500 SF	C-3	SF	2 5/8	7/16	1/4	2 1/8	15/32	28.0

* F = 3/8" for 1 3V 800 SDS and 1 3V 1060 SDS, F = 15/16" for 1 3V 1400 SK and 1 3V 1900 SK

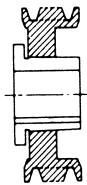
☆ E and M dimensions are nominal and will vary depending on shaft tolerances. Type E sheaves are drilled for reverse mounting only.

Martin

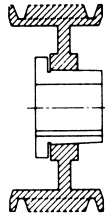
Hi-Cap Wedge Stock 3V QD Sheaves



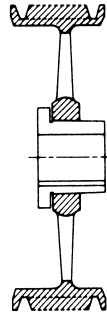
3V



1 = SOLID



2 = WEB



3 = ARM/SPOKE

Let *Martin* quote your made to order and large quantity requirements.

V-BELT DRIVES

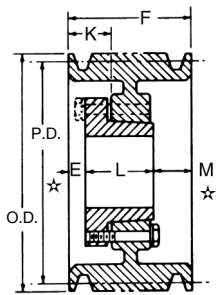
Dimensions in inches, weight in pounds

3 Groove F = 1 1/2											4 Groove F = 1 29/32								
Part Number	OD	PD 3V Belt	Type	Bush	Bush Max. Bore	E	K	L Thru Bore	M	Wt. Less Bush	Part Number	Type	Bush	Bush Max. Bore	E	K	L Thru Bore	M	Wt. Less Bush
3 3V 250 JA	2.50	2.45	E-1	JA	1 1/4	1 3/8	7/16	1 1/16	1 5/16	1.6	4 3V 265 JA	D-1	JA	1 1/4	3/8	1/8	1 1/16	1 1/2	1.3
3 3V 265 JA	2.65	2.60	D-1	JA	1 1/4	3/8	7/16	1 1/16	1 5/16	1.8	4 3V 280 JA	D-1	JA	1 1/4	3/8	1/8	1 1/16	1 1/2	1.6
3 3V 280 JA	2.80	2.75	D-1	JA	1 1/4	3/8	7/16	1 1/16	1 5/16	2.0	4 3V 300 SH	E-1	SH	1 1/16	1 1/32	5/16	1 1/16	7/8	1.9
3 3V 300 SH	3.00	2.95	E-1	SH	1 1/16	1 1/16	0	1 1/16	9/16	2.2	4 3V 315 SH	E-1	SH	1 1/16	1 1/32	5/16	1 1/16	7/8	2.2
3 3V 315 SH	3.15	3.10	E-1	SH	1 1/16	1 1/16	7/16	1 1/16	7/8	2.5	3 3V 335 SH	D-1	SH	1 1/16	7/16	1/8	1 1/16	1 1/2	2.5
3 3V 335 SH	3.35	3.30	D-1	SH	1 1/16	7/16	7/16	1 1/16	5/8	2.8	3 3V 365 SH	D-1	SH	1 1/16	7/16	1/8	1 1/16	1 1/2	2.8
3 3V 365 SH	3.65	3.60	D-1	SH	1 1/16	7/16	7/16	1 1/16	5/8	3.0	3 3V 412 SH	A-1	SH	1 1/16	1/4	1 3/16	1 1/16	1 1/2	3.2
3 3V 412 SH	4.12	4.07	A-1	SH	1 1/16	1/8	1 1/16	1 1/16	1/4	3.3	3 3V 450 SDS	A-1	SDS	2	3/16	1 3/16	1 1/8	1 1/2	3.5
3 3V 450 SDS	4.50	4.45	A-1	SDS	2	3/16	1 1/16	1 1/8	1/4	3.5	3 3V 475 SDS	A-1	SDS	2	3/16	1 3/16	1 1/8	1 1/2	4.0
3 3V 475 SDS	4.75	4.70	A-1	SDS	2	3/16	1 1/16	1 1/8	1/4	3.7	3 3V 500 SDS	A-1	SDS	2	3/16	1 3/16	1 1/8	1 1/2	4.5
3 3V 500 SDS	5.00	4.95	A-1	SDS	2	3/16	1 1/16	1 1/8	1/4	4.0	3 3V 530 SDS	A-1	SDS	2	3/16	1 3/16	1 1/8	1 1/2	5.0
3 3V 530 SDS	5.30	5.25	A-1	SDS	2	3/16	1 1/16	1 1/8	1/4	4.3	3 3V 560 SDS	A-1	SDS	2	3/16	1 3/16	1 1/8	1 1/2	5.7
3 3V 560 SDS	5.60	5.55	A-1	SDS	2	3/16	1 1/16	1 1/8	1/4	4.9	3 3V 600 SDS	A-1	SDS	2	3/16	1 3/16	1 1/8	1 1/2	7.5
3 3V 600 SDS	6.00	5.95	A-1	SDS	2	3/16	1 1/16	1 1/8	1/4	5.9	3 3V 650 SK	D-1	SK	2 3/8	1/8	5/8	1 1/16	1/2	7.5
3 3V 650 SDS	6.50	6.45	A-3	SDS	2	3/16	1 1/16	1 1/8	1/4	6.3	4 3V 650 SK	A-1	SK	2 3/8	1/8	5/8	1 1/16	1/2	8.0
3 3V 690 SDS	6.90	6.85	A-3	SDS	2	3/16	1 1/16	1 1/8	1/4	6.8	3 3V 690 SK	A-1	SK	2 3/8	1/8	5/8	1 1/16	1/2	10.0
3 3V 800 SK	8.00	7.95	C-2	SK	2 3/8	7/16	1/4	1 1/16	0	10.6	3 3V 800 SK	D-2	SK	2 3/8	1/8	5/8	1 1/16	1/2	12.0
3 3V 1060 SK	10.60	10.55	C-3	SK	2 3/8	7/16	1/4	1 1/16	0	12.0	3 3V 1060 SK	D-3	SK	2 3/8	1/8	5/8	1 1/16	1/2	16.0
3 3V 1400 SK	14.00	13.95	C-3	SK	2 3/8	7/16	1/4	1 1/16	0	20.0	3 3V 1400 SK	D-3	SK	2 3/8	1/8	5/8	1 1/16	1/2	22.0
3 3V 1900 SF	19.00	18.95	C-3	SF	2 3/8	7/16	1/4	2 1/16	1/8	33.0	3 3V 1900 SF	C-3	SF	2 3/8	1/8	5/8	2 1/16	3/2	37.0
3 3V 2500 SF	25.00	24.95	C-3	SF	2 3/8	7/16	1/4	2 1/16	1/8	45.0	3 3V 2500 SF	C-3	SF	2 3/8	1/8	5/8	2 1/16	3/2	53.0
3 3V 3350 SF	33.50	33.45	C-3	SF	2 3/8	7/16	1/4	2 1/16	1/8	75.0	4 3V 3350 E	C-3	E	3 3/8	3/8	1/2	2 3/8	1 1/2	80.0

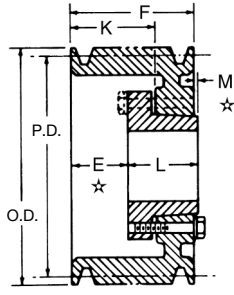
Weights do not include bushings. See page B-7 for additional bushing dimensions.

3V Hi-Cap Wedge Stock QD Sheaves

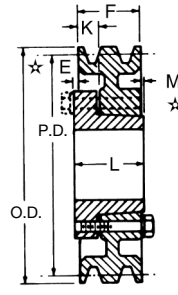
V-BELT DRIVES



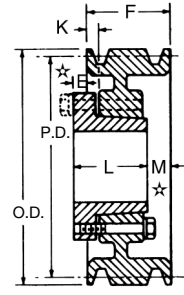
TYPE A



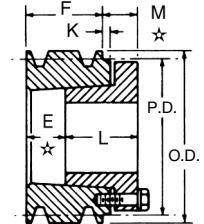
TYPE B



TYPE C



TYPE D



TYPE E

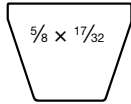
Dimensions in inches, weight in pounds

5 Groove F = 2 ⁵ / ₁₆											6 Groove F = 2 ²³ / ₃₂								
Part Number	OD	PD 3V Belt	Type	Bush	Bush Max. Bore	E	K	L Thru Bore	M	Wt. Less Bush	Part Number	Type	Bush	Bush Max. Bore	E	K	L Thru Bore	M	Wt. Less Bush
5 3V 475 SDS	4.75	4.70	A-2	SDS	2	3/16	1/16	1 1/8	3/8	4.5	6 3V 475 SK	D-1	SK	2 1/2	9/16	1/8	1 1/16	1 1/2	6.0
5 3V 500 SDS	5.00	4.95	A-2	SDS	2	3/16	1/16	1 1/8	3/8	5.3	6 3V 500 SK	D-1	SK	2 1/2	9/16	1/8	1 1/16	1 1/2	6.5
5 3V 530 SK	5.30	5.25	A-1	SK	2 1/2	1/4	1/16	1 1/16	1/2	5.8	6 3V 530 SK	A-1	SK	2 1/2	5/8	1/16	1 1/16	3/32	6.8
5 3V 560 SK	5.60	5.55	A-1	SK	2 1/2	1/4	1/16	1 1/16	1/2	7.0	6 3V 560 SK	A-1	SK	2 1/2	5/8	1/16	1 1/16	3/32	8.0
5 3V 600 SK	6.00	5.95	A-1	SK	2 1/2	1/4	1/16	1 1/16	1/2	8.3	6 3V 600 SK	A-1	SK	2 1/2	5/8	1/16	1 1/16	3/32	9.0
5 3V 650 SK	6.50	6.45	A-1	SK	2 1/2	1/4	1/16	1 1/16	1/2	9.0	6 3V 650 SK	A-2	SK	2 1/2	5/8	1/16	1 1/16	3/32	10.0
5 3V 690 SK	6.90	6.85	A-1	SK	2 1/2	1/4	1/16	1 1/16	1/2	12.0	6 3V 690 SK	A-2	SK	2 1/2	5/8	1/16	1 1/16	3/32	11.5
5 3V 800 SK	8.00	7.95	A-2	SK	2 1/2	1/4	1/16	1 1/16	1/2	13.0	6 3V 800 SK	A-2	SK	2 1/2	3/4	7/8	1 1/16	1/2	17.0
5 3V 1060 SK	10.60	10.55	A-3	SK	2 1/2	1/4	1/16	1 1/16	1/2	17.0	6 3V 1060 SF	A-2	SF	2 1/16	3/8	3/8	2 1/16	1/2	25.0
5 3V 1400 SF	14.00	13.95	A-3	SK	2 1/16	3/8	7/8	2 1/16	1/2	27.0	6 3V 1400 SF	A-3	SF	2 1/16	3/8	7/8	2 1/16	1/2	34.0
5 3V 1900 SF	19.00	18.95	A-3	SK	2 1/16	3/8	7/8	2 1/16	1/2	40.0	6 3V 1900 E	B-3	E	3 1/2	1/2	1	2 1/2	1/2	45.0
5 3V 2500 E	25.00	24.95	C-3	E	3 1/2	1/2	1	2 1/2	1/2	69.0	6 3V 2500 E	B-3	E	3 1/2	1/2	1	2 1/2	1/2	75.0
5 3V 3350 E	33.50	33.45	C-3	E	3 1/2	1/2	1	2 1/2	1/2	97.0	6 3V 3350 E	B-3	E	3 1/2	1/2	1	2 1/2	1/2	98.0

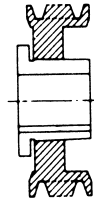
Dimensions in inches, weight in pounds

8 Groove F = 3 ¹⁷ / ₃₂											10 Groove F = 4 ¹¹ / ₃₂								
Part Number	OD	PD 3V Belt	Type	Bush	Bush Max. Bore	E	K	L Thru Bore	M	Wt. Less Bush	Part Number	Type	Bush	Bush Max. Bore	E	K	L Thru Bore	M	Wt. Less Bush
8 3V 475 SK	4.75	4.70	D-1	SK	2 1/2	3/16	1/8	1 1/8	2 3/32	6.0	10 3V 475 SK	D-1	SK	2 1/2	9/16	1/8	1 1/16	2 3/32	7.0
8 3V 500 SK	5.00	4.95	D-1	SK	2 1/2	3/16	1/8	1 1/8	2 3/32	6.9	10 3V 500 SK	D-1	SK	2 1/2	9/16	1/8	1 1/16	2 3/32	8.6
8 3V 530 SK	5.30	5.25	A-1	SK	2 1/2	1/4	1/16	1 1/16	3/32	7.8	10 3V 530 SK	A-1	SK	2 1/2	5/8	1/16	1 1/16	1 3/32	9.0
8 3V 560 SK	5.60	5.55	A-1	SK	2 1/2	1/4	1/16	1 1/16	3/32	9.0	10 3V 560 SK	A-1	SK	2 1/2	5/8	1/16	1 1/16	1 3/32	10.0
8 3V 600 SK	6.00	5.95	A-1	SK	2 1/2	1/4	1/16	1 1/16	3/32	10.0	10 3V 600 SK	A-1	SK	2 1/2	5/8	1/16	1 1/16	1 3/32	11.0
8 3V 650 SK	6.50	6.45	A-2	SK	2 1/2	1/4	1/16	1 1/16	3/32	12.9	10 3V 650 SK	A-2	SK	2 1/2	3/4	1/16	1 1/16	1 3/32	14.0
8 3V 690 SK	6.90	6.85	A-2	SK	2 1/2	1/4	1/16	1 1/16	3/32	14.0	10 3V 690 SK	A-2	SK	2 1/2	3/4	1/16	1 1/16	1 3/32	16.0
8 3V 800 SF	8.00	7.95	A-1	SF	2 1/16	3/8	1	2 1/8	1 1/2	20.0	10 3V 800 SF	A-1	SF	2 1/16	3/8	1	2 1/8	1 1/2	22.0
8 3V 1060 SF	10.60	10.55	A-2	SF	2 1/16	3/8	1	2 1/8	1 1/2	28.0	10 3V 1060 E	A-2	E	3 1/2	1/2	1	2 1/2	1 1/2	33.0
8 3V 1400 E	14.00	13.95	A-3	E	3 1/2	1/2	1	2 1/2	1 1/2	40.0	10 3V 1400 E	A-3	E	3 1/2	1/2	1	2 1/2	1 1/2	43.0
8 3V 1900 E	19.00	18.95	A-3	E	3 1/2	1/2	1	2 1/2	1 1/2	62.0	10 3V 1900 E	A-3	E	3 1/2	1/2	1	2 1/2	1 1/2	66.0
8 3V 2500 F	25.00	24.95	A-3	E	3 1/2	1/2	1	2 1/2	1 1/2	87.0	10 3V 2500 F	A-3	F	3 1/16	5/8	1 1/8	3 1/2	1 1/2	98.0
8 3V 3350 F	33.50	33.45	B-3	F	3 1/16	5/8	1 1/8	3 1/2	1 1/2	152.0	10 3V 3350 F	A-3	F	3 1/16	5/8	1 1/8	3 1/2	1 1/2	178.0

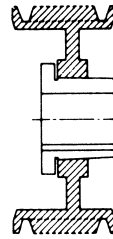
* E and M dimensions are nominal and will vary depending on shaft tolerances. Type E sheaves are drilled for reverse mounting only.



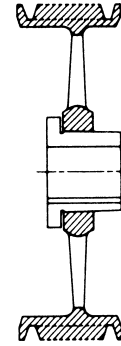
5V



1 = SOLID



2 = WEB



3 = ARM/SPOKE

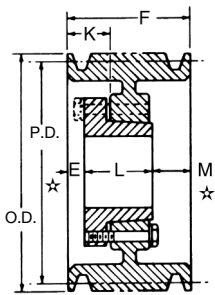
Dimensions in inches, weight in pounds

2 Groove F = 1 ¹¹ / ₁₆											3 Groove F = 2 ³ / ₁₆								
Part Number	OD	PD 5V Belt	Type	Bush	Bush Max. Bore	E	K	L Thru Bore	M	Wt. Less Bush	Part Number	Type	Bush	Bush Max. Bore	E	K	L Thru Bore	M	Wt. Less Bush
2 5V 440 SH	4.40	4.30	A-1	SH	1 ¹¹ / ₁₆	⁵ / ₁₆	⁷ / ₁₆	1 ¹ / ₁₆	¹ / ₁₆	4.0	3 5V 440 SDS	E-1	SDS	2	1 ¹ / ₁₆	0	1 ³ / ₁₆	⁵ / ₁₆	5.5
2 5V 465 SDS	4.65	4.55	E-1	SDS	2	¹⁵ / ₁₆	0	1 ¹ / ₁₆	⁵ / ₁₆	4.5	3 5V 465 SDS	E-1	SDS	2	1 ¹ / ₁₆	0	1 ¹ / ₁₆	⁵ / ₁₆	6.5
2 5V 490 SDS	4.90	4.80	A-1	SDS	2	¹ / ₁₆	¹ / ₁₆	1 ¹ / ₁₆	¹ / ₁₆	5.0	3 5V 490 SDS	A-1	SDS	2	³ / ₁₆	1 ¹ / ₁₆	1 ³ / ₁₆	⁵ / ₁₆	7.0
2 5V 520 SDS	5.20	5.10	A-1	SDS	2	¹ / ₁₆	¹ / ₁₆	1 ¹ / ₁₆	¹ / ₁₆	5.5	3 5V 520 SDS	A-1	SDS	2	³ / ₁₆	1 ¹ / ₁₆	1 ³ / ₁₆	⁵ / ₁₆	7.5
2 5V 550 SDS	5.50	5.40	A-1	SDS	2	¹ / ₁₆	¹ / ₁₆	1 ¹ / ₁₆	¹ / ₁₆	6.0	3 5V 550 SDS	A-1	SDS	2	³ / ₁₆	1 ¹ / ₁₆	1 ³ / ₁₆	⁵ / ₁₆	8.0
2 5V 590 SDS	5.90	5.80	A-1	SDS	2	¹ / ₁₆	¹ / ₁₆	1 ¹ / ₁₆	¹ / ₁₆	7.0	3 5V 590 SDS	A-1	SDS	2	³ / ₁₆	1 ¹ / ₁₆	1 ³ / ₁₆	⁵ / ₁₆	8.5
2 5V 630 SK	6.30	6.20	C-1	SK	2 ³ / ₁₆	¹ / ₁₆	⁷ / ₁₆	1 ¹ / ₁₆	0	8.0	3 5V 630 SK	A-1	SK	2 ³ / ₁₆	³ / ₁₆	1 ¹ / ₁₆	1 ¹ / ₁₆	¹ / ₁₆	11.0
2 5V 670 SK	6.70	6.60	C-1	SK	2 ³ / ₁₆	¹ / ₁₆	⁷ / ₁₆	1 ¹ / ₁₆	0	10.0	3 5V 670 SK	A-1	SK	2 ³ / ₁₆	³ / ₁₆	1 ¹ / ₁₆	1 ¹ / ₁₆	¹ / ₁₆	11.5
2 5V 710 SK	7.10	7.00	C-1	SK	2 ³ / ₁₆	¹ / ₁₆	⁷ / ₁₆	1 ¹ / ₁₆	0	11.0	3 5V 710 SF	A-1	SF	2 ¹⁵ / ₁₆	⁵ / ₁₆	1	2 ¹ / ₁₆	0	13.0
2 5V 750 SK	7.50	7.40	C-1	SK	2 ³ / ₁₆	¹ / ₁₆	⁷ / ₁₆	1 ¹ / ₁₆	0	13.0	3 5V 750 SF	A-1	SF	2 ¹⁵ / ₁₆	⁵ / ₁₆	1	2 ¹ / ₁₆	0	14.0
2 5V 800 SK	8.00	7.90	C-1	SK	2 ³ / ₁₆	¹ / ₁₆	⁷ / ₁₆	1 ¹ / ₁₆	0	14.0	3 5V 800 SF	A-1	SF	2 ¹⁵ / ₁₆	⁵ / ₁₆	1	2 ¹ / ₁₆	0	15.0
2 5V 850 SK	8.50	8.40	C-1	SK	2 ³ / ₁₆	¹ / ₁₆	⁷ / ₁₆	1 ¹ / ₁₆	0	15.0	3 5V 850 SF	A-2	SF	2 ¹⁵ / ₁₆	⁵ / ₁₆	1	2 ¹ / ₁₆	0	16.0
2 5V 900 SK	9.00	8.90	C-2	SK	2 ³ / ₁₆	¹ / ₁₆	⁷ / ₁₆	1 ¹ / ₁₆	0	16.0	3 5V 900 SF	A-2	SF	2 ¹⁵ / ₁₆	⁵ / ₁₆	1	2 ¹ / ₁₆	0	17.0
2 5V 925 SK	9.25	9.15	C-2	SK	2 ³ / ₁₆	¹ / ₁₆	⁷ / ₁₆	1 ¹ / ₁₆	0	16.5	3 5V 925 SF	A-2	SF	2 ¹⁵ / ₁₆	⁵ / ₁₆	1	2 ¹ / ₁₆	0	18.0
2 5V 975 SK	9.75	9.65	C-3	SK	2 ³ / ₁₆	¹ / ₁₆	⁷ / ₁₆	1 ¹ / ₁₆	0	17.0	3 5V 975 SF	A-2	SF	2 ¹⁵ / ₁₆	⁵ / ₁₆	1	2 ¹ / ₁₆	0	19.0
2 5V 1030 SK	10.30	10.20	C-3	SK	2 ³ / ₁₆	¹ / ₁₆	⁷ / ₁₆	1 ¹ / ₁₆	0	18.0	3 5V 1030 SF	A-2	SF	2 ¹⁵ / ₁₆	⁵ / ₁₆	1	2 ¹ / ₁₆	0	22.0
2 5V 1090 SK	10.90	10.80	C-3	SK	2 ³ / ₁₆	¹ / ₁₆	⁷ / ₁₆	1 ¹ / ₁₆	0	19.0	3 5V 1090 SF	A-2	SF	2 ¹⁵ / ₁₆	⁵ / ₁₆	1	2 ¹ / ₁₆	0	25.0
2 5V 1130 SK	11.30	11.20	C-3	SK	2 ³ / ₁₆	¹ / ₁₆	⁷ / ₁₆	1 ¹ / ₁₆	0	19.5	3 5V 1130 SF	A-3	SF	2 ¹⁵ / ₁₆	⁵ / ₁₆	1	2 ¹ / ₁₆	0	26.0
2 5V 1180 SK	11.80	11.70	C-3	SK	2 ³ / ₁₆	¹ / ₁₆	⁷ / ₁₆	1 ¹ / ₁₆	0	20.0	3 5V 1180 SF	A-3	SF	2 ¹⁵ / ₁₆	⁵ / ₁₆	1	2 ¹ / ₁₆	0	28.0
2 5V 1250 SF	12.50	12.40	C-3	SF	2 ³ / ₁₆	¹ / ₁₆	⁷ / ₁₆	2 ¹ / ₁₆	⁵ / ₁₆	25.0	3 5V 1250 E	C-3	E	3 ¹ / ₂	¹ / ₁₆	³ / ₁₆	2 ³ / ₁₆	¹ / ₁₆	34.0
2 5V 1320 SF	13.20	13.10	C-3	SF	2 ¹⁵ / ₁₆	¹ / ₁₆	⁷ / ₁₆	2 ¹ / ₁₆	⁵ / ₁₆	27.0	3 5V 1320 E	C-3	E	3 ¹ / ₂	¹ / ₁₆	³ / ₁₆	2 ³ / ₁₆	¹ / ₁₆	38.0
2 5V 1400 SF	14.00	13.90	C-3	SF	2 ¹⁵ / ₁₆	¹ / ₁₆	⁷ / ₁₆	2 ¹ / ₁₆	⁵ / ₁₆	28.0	3 5V 1400 E	C-3	E	3 ¹ / ₂	¹ / ₁₆	³ / ₁₆	2 ³ / ₁₆	¹ / ₁₆	43.0
2 5V 1500 SF	15.00	14.90	C-3	SF	2 ¹⁵ / ₁₆	¹ / ₁₆	⁷ / ₁₆	2 ¹ / ₁₆	⁵ / ₁₆	30.0	3 5V 1500 E	C-3	E	3 ¹ / ₂	¹ / ₁₆	³ / ₁₆	2 ³ / ₁₆	¹ / ₁₆	44.0
2 5V 1600 SF	16.00	15.90	C-3	SF	2 ¹⁵ / ₁₆	¹ / ₁₆	⁷ / ₁₆	2 ¹ / ₁₆	⁵ / ₁₆	34.0	3 5V 1600 E	C-3	E	3 ¹ / ₂	¹ / ₁₆	³ / ₁₆	2 ³ / ₁₆	¹ / ₁₆	46.0
2 5V 1870 SF	18.70	18.60	C-3	SF	2 ¹⁵ / ₁₆	¹ / ₁₆	⁷ / ₁₆	2 ¹ / ₁₆	⁵ / ₁₆	49.0	3 5V 1870 E	C-3	E	3 ¹ / ₂	¹ / ₁₆	³ / ₁₆	2 ³ / ₁₆	¹ / ₁₆	60.0
2 5V 2120 SF	21.20	21.10	C-3	SF	2 ¹⁵ / ₁₆	¹ / ₁₆	⁷ / ₁₆	2 ¹ / ₁₆	⁵ / ₁₆	50.0	3 5V 2120 E	C-3	E	3 ¹ / ₂	¹ / ₁₆	³ / ₁₆	2 ³ / ₁₆	¹ / ₁₆	68.0
2 5V 2360 E	23.60	23.50	C-3	E	3 ¹ / ₂	⁵ / ₁₆	¹ / ₁₆	2 ³ / ₁₆	⁵ / ₁₆	72.0	3 5V 2360 E	C-3	E	3 ¹ / ₂	¹ / ₁₆	³ / ₁₆	2 ³ / ₁₆	¹ / ₁₆	80.0
2 5V 2800 E	28.00	27.90	C-3	E	3 ¹ / ₂	⁵ / ₁₆	¹ / ₁₆	2 ³ / ₁₆	⁵ / ₁₆	80.0	3 5V 2800 E	C-3	E	3 ¹ / ₂	¹ / ₁₆	³ / ₁₆	2 ³ / ₁₆	¹ / ₁₆	92.0
	31.50	31.40									3 5V 3150 F	C-3	F	3 ¹⁵ / ₁₆	⁷ / ₁₆	⁵ / ₁₆	3 ³ / ₁₆	¹ / ₁₆	136.0
	37.50	37.40									3 5V 3750 F	C-3	F	3 ¹⁵ / ₁₆	⁷ / ₁₆	⁵ / ₁₆	3 ³ / ₁₆	¹ / ₁₆	156.0
	50.00	49.90									3 5V 5000 F	C-3	F	3 ¹⁵ / ₁₆	⁷ / ₁₆	⁵ / ₁₆	3 ³ / ₁₆	¹ / ₁₆	210.0

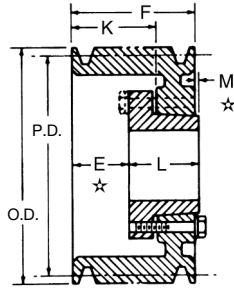
Weights do not include bushings. See page B-7 for additional bushing dimensions.

5V Hi-Cap Wedge Stock QD Sheaves

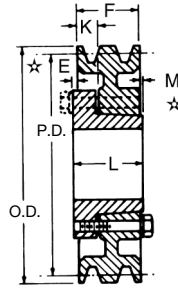
V-BELT DRIVES



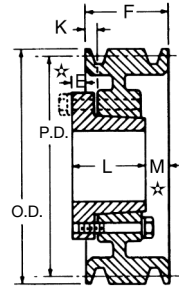
TYPE A



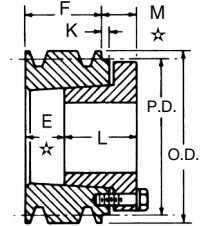
TYPE B



TYPE C



TYPE D



TYPE E

Dimensions in inches, weight in pounds

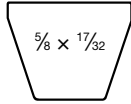
4 Groove F = 3 1/16											5 Groove F = 3/4								
Part Number	OD	PD 5V Belt	Type	Bush	Bush Max. Bore	E	K	L Thru Bore	M	Wt. Less Bush	Part Number	Type	Bush	Bush Max. Bore	E	K	L Thru Bore	M	Wt. Less Bush
4 5V 440 SD	4.40	4.30	E-1	SD	2	1 1/8	0	1 1/16	0	5.0	5 5V 440 SD	E-1	SD	2	2 3/16	0	1 1/16	0	6.0
4 5V 465 SD	4.65	4.55	E-1	SD	2	1 1/8	0	1 1/16	0	6.0	5 5V 465 SD	E-1	SD	2	2 3/16	1 1/16	1 1/16	0	7.0
4 5V 490 SD	4.90	4.80	A-1	SD	2	1 1/8	1 1/16	1 1/16	1 1/16	7.0	5 5V 490 SD	A-1	SD	2	1 1/8	1 1/16	1 1/16	1 1/16	8.0
4 5V 520 SD	5.20	5.10	A-1	SD	2	1 1/8	1 1/16	1 1/16	1 1/16	8.0	5 5V 520 SD	A-1	SD	2	1 1/8	1 1/16	1 1/16	1 1/16	9.0
4 5V 550 SD	5.50	5.40	A-1	SD	2	1 1/8	1 1/16	1 1/16	1 1/16	9.0	5 5V 550 SD	A-1	SD	2	1 1/8	1 1/16	1 1/16	1 1/16	10.0
4 5V 590 SD	5.90	5.80	A-1	SD	2	1 1/8	1 1/16	1 1/16	1 1/16	10.8	5 5V 590 SK	A-1	SK	2	2 3/16	5/16	1 1/16	1 1/16	11.0
4 5V 630 SK	6.30	6.20	A-1	SK	2	5/16	1 1/16	1 1/16	1/2	12.0	5 5V 630 SK	A-1	SK	2	2 3/16	5/16	1 1/16	1 1/16	12.0
4 5V 670 SK	6.70	6.60	A-1	SK	2	5/16	1 1/16	1 1/16	1/2	14.0	5 5V 670 SF	A-1	SF	2	2 3/16	5/16	1 1/16	2 1/16	13.0
4 5V 710 SF	7.10	7.00	A-1	SF	2	2 3/16	5/16	1 1/16	2 1/16	15.0	5 5V 710 SF	A-1	SF	2	2 3/16	1 1/16	1 1/16	2 1/16	14.0
4 5V 750 SF	7.50	7.40	A-1	SF	2	2 3/16	5/16	1 1/16	2 1/16	16.0	5 5V 750 SF	A-1	SF	2	2 3/16	1 1/16	1 1/16	2 1/16	16.0
4 5V 800 E	8.00	7.90	B-1	E	3 1/2	5/16	1 1/16	2 3/8	1/2	19.0	5 5V 800 E	A-1	E	3 1/2	7/16	1 1/16	2 3/8	1/2	19.0
4 5V 850 E	8.50	8.40	B-1	E	3 1/2	5/16	1 1/16	2 3/8	1/2	23.0	5 5V 850 E	A-1	E	3 1/2	7/16	1 1/16	2 3/8	1/2	22.0
4 5V 900 E	9.00	8.90	B-1	E	3 1/2	5/16	1 1/16	2 3/8	1/2	25.0	5 5V 900 E	A-1	E	3 1/2	7/16	1 1/16	2 3/8	1/2	26.0
4 5V 925 E	9.25	9.15	B-1	E	3 1/2	5/16	1 1/16	2 3/8	1/2	26.0	5 5V 925 E	A-1	E	3 1/2	7/16	1 1/16	2 3/8	1/2	28.0
4 5V 975 E	9.75	9.65	B-1	E	3 1/2	5/16	1 1/16	2 3/8	1/2	28.0	5 5V 975 E	A-1	E	3 1/2	7/16	1 1/16	2 3/8	1/2	30.0
4 5V 1030 E	10.30	10.20	B-1	E	3 1/2	5/16	1 1/16	2 3/8	1/2	30.0	5 5V 1030 E	A-1	E	3 1/2	7/16	1 1/16	2 3/8	1/2	33.0
4 5V 1090 E	10.90	10.80	B-1	E	3 1/2	5/16	1 1/16	2 3/8	1/2	39.0	5 5V 1090 E	A-1	E	3 1/2	7/16	1 1/16	2 3/8	1/2	41.0
4 5V 1130 E	11.30	11.20	B-1	E	3 1/2	5/16	1 1/16	2 3/8	1/2	40.0	5 5V 1130 E	A-1	E	3 1/2	7/16	1 1/16	2 3/8	1/2	42.0
4 5V 1180 E	11.80	11.70	B-1	E	3 1/2	5/16	1 1/16	2 3/8	1/2	41.0	5 5V 1180 E	A-1	E	3 1/2	7/16	1 1/16	2 3/8	1/2	44.0
4 5V 1250 E	12.50	12.40	B-3	E	3 1/2	5/16	1 1/16	2 3/8	1/2	43.0	5 5V 1250 E	A-3	E	3 1/2	7/16	1 1/16	2 3/8	1/2	45.0
4 5V 1320 E	13.20	13.10	B-3	E	3 1/2	5/16	1 1/16	2 3/8	1/2	45.0	5 5V 1320 E	A-3	E	3 1/2	7/16	1 1/16	2 3/8	1/2	46.0
4 5V 1400 E	14.00	13.90	B-3	E	3 1/2	5/16	1 1/16	2 3/8	1/2	46.0	5 5V 1400 E	A-3	E	3 1/2	7/16	1 1/16	2 3/8	1/2	47.0
4 5V 1500 E	15.00	14.90	B-3	E	3 1/2	5/16	1 1/16	2 3/8	1/2	47.0	5 5V 1500 E	A-3	E	3 1/2	7/16	1 1/16	2 3/8	1/2	53.0
4 5V 1600 E	16.00	15.90	B-3	E	3 1/2	5/16	1 1/16	2 3/8	1/2	49.0	5 5V 1600 E	A-3	E	3 1/2	7/16	1 1/16	2 3/8	1/2	56.0
4 5V 1870 E	18.70	18.60	A-3	E	3 1/2	5/16	1 1/16	2 3/8	1/2	71.0	5 5V 1870 F	B-3	F	3 3/16	5/16	1 1/16	3 3/8	3/8	96.0
4 5V 2120 E	21.20	21.10	A-3	E	3 1/2	5/16	1 1/16	2 3/8	1/2	72.0	5 5V 2120 F	B-3	F	3 3/16	5/16	1 1/16	3 3/8	3/8	98.0
4 5V 2360 F	23.60	23.50	C-3	F	3 3/16	5/16	3/8	3 3/8	3/8	111.0	5 5V 2360 F	B-3	F	3 3/16	5/16	1 1/16	3 3/8	3/8	120.0
4 5V 2800 F	28.00	27.90	C-3	F	3 3/16	5/16	3/8	3 3/8	3/8	118.0	5 5V 2800 F	B-3	F	3 3/16	5/16	1 1/16	3 3/8	3/8	135.0
4 5V 3150 F	31.50	31.40	C-3	F	3 3/16	5/16	3/8	3 3/8	3/8	146.7	5 5V 3150 J	C-3	J	4 1/2	3/8	1	4 1/2	3/8	188.0
4 5V 3750 F	37.50	37.40	C-3	F	3 3/16	5/16	3/8	3 3/8	3/8	178.0	5 5V 3750 J	C-3	J	4 1/2	3/8	1	4 1/2	3/8	224.0
4 5V 5000 J	50.00	49.90	C-3	J	4 1/2	3/8	1 1/16	4 1/2	1 1/16	266.0	5 5V 5000 J	C-3	J	4 1/2	3/8	1	4 1/2	3/8	308.0

* E and M dimensions are nominal and will vary depending on shaft tolerances. Type E sheaves are drilled for reverse mounting only.

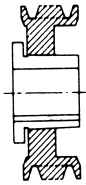
Dimensions in inches, weight in pounds

6 Groove										
F = 4 ⁷ / ₁₆										
Part Number	OD	PD	Type	Bush	Bush Max. Bore	E	K	L Thru Bore	M	Wt. Less Bush
		5V Belt								
6 5V 440 SD	4.40	4.30	E-1	SD	2	3 ¹ / ₂	0	1 ¹ / ₁₆	⁵ / ₁₆	7.0
6 5V 465 SD	4.65	4.55	E-1	SD	2	3 ¹ / ₂	0	1 ¹ / ₁₆	⁵ / ₁₆	7.8
6 5V 490 SD	4.90	4.80	A-1	SD	2	¹ / ₁₆	1 ¹ / ₁₆	1 ¹ / ₁₆	1 ¹ / ₁₆	9.0
6 5V 520 SD	5.20	5.10	A-1	SD	2	¹ / ₁₆	1 ¹ / ₁₆	1 ¹ / ₁₆	1 ¹ / ₁₆	10.8
6 5V 550 SD	5.50	5.40	A-1	SD	2	¹ / ₁₆	1 ¹ / ₁₆	1 ¹ / ₁₆	1 ¹ / ₁₆	11.3
6 5V 590 SK	5.90	5.80	A-1	SK	2 ¹ / ₂	⁵ / ₁₆	1 ¹ / ₁₆	1 ¹ / ₁₆	1 ¹ / ₁₆	12.0
6 5V 630 SK	6.30	6.20	A-1	SK	2 ¹ / ₂	⁵ / ₁₆	1 ¹ / ₁₆	1 ¹ / ₁₆	1 ¹ / ₁₆	13.0
6 5V 670 SF	6.70	6.60	A-1	SF	2 ¹ / ₂	⁵ / ₁₆	1 ¹ / ₁₆	2 ¹ / ₁₆	1 ¹ / ₁₆	14.0
6 5V 710 SF	7.10	7.00	A-1	SF	2 ¹ / ₂	⁵ / ₁₆	1 ¹ / ₁₆	2 ¹ / ₁₆	1 ¹ / ₁₆	15.0
6 5V 750 SF	7.50	7.40	A-1	SF	2 ¹ / ₂	⁵ / ₁₆	1 ¹ / ₁₆	2 ¹ / ₁₆	1 ¹ / ₁₆	17.0
6 5V 800 E	8.00	7.90	A-1	E	3 ¹ / ₂	1 ¹ / ₂	2	2 ¹ / ₁₆	¹ / ₁₆	20.0
6 5V 850 E	8.50	8.40	A-1	E	3 ¹ / ₂	1 ¹ / ₂	2	2 ¹ / ₁₆	¹ / ₁₆	25.0
6 5V 900 E	9.00	8.90	A-1	E	3 ¹ / ₂	1 ¹ / ₂	2	2 ¹ / ₁₆	¹ / ₁₆	28.0
6 5V 925 E	9.25	9.15	A-1	E	3 ¹ / ₂	1 ¹ / ₂	2	2 ¹ / ₁₆	¹ / ₁₆	29.0
6 5V 975 E	9.75	9.65	A-1	E	3 ¹ / ₂	1 ¹ / ₂	2	2 ¹ / ₁₆	¹ / ₁₆	31.0
6 5V 1030 E	10.30	10.20	A-1	E	3 ¹ / ₂	1 ¹ / ₂	2	2 ¹ / ₁₆	¹ / ₁₆	33.0
6 5V 1090 E	10.90	10.80	A-1	E	3 ¹ / ₂	1 ¹ / ₂	2	2 ¹ / ₁₆	¹ / ₁₆	38.0
6 5V 1130 E	11.30	11.20	A-1	E	3 ¹ / ₂	1 ¹ / ₂	2	2 ¹ / ₁₆	¹ / ₁₆	41.0
6 5V 1180 E	11.80	11.70	A-1	E	3 ¹ / ₂	1 ¹ / ₂	2	2 ¹ / ₁₆	¹ / ₁₆	43.0
6 5V 1250 F	12.50	12.40	B-3	F	3 ¹ / ₁₆	1 ¹ / ₁₆	2 ¹ / ₁₆	3 ¹ / ₁₆	¹ / ₄	45.0
6 5V 1320 F	13.20	13.10	B-3	F	3 ¹ / ₁₆	1 ¹ / ₁₆	2 ¹ / ₁₆	3 ¹ / ₁₆	¹ / ₄	48.0
6 5V 1400 F	14.00	13.90	B-3	F	3 ¹ / ₁₆	1 ¹ / ₁₆	2 ¹ / ₁₆	3 ¹ / ₁₆	¹ / ₄	59.0
6 5V 1500 F	15.00	14.90	B-3	F	3 ¹ / ₁₆	1 ¹ / ₁₆	2 ¹ / ₁₆	3 ¹ / ₁₆	¹ / ₄	64.0
6 5V 1600 F	16.00	15.90	B-3	F	3 ¹ / ₁₆	1 ¹ / ₁₆	2 ¹ / ₁₆	3 ¹ / ₁₆	¹ / ₄	68.0
6 5V 1870 F	18.70	18.60	A-3	F	3 ¹ / ₁₆	³ / ₁₆	1 ¹ / ₁₆	3 ¹ / ₁₆	¹ / ₂	83.8
6 5V 2120 F	21.20	21.10	A-3	F	3 ¹ / ₁₆	³ / ₁₆	1 ¹ / ₁₆	3 ¹ / ₁₆	¹ / ₂	110.0
6 5V 2360 J	23.60	23.50	B-3	J	4 ¹ / ₂	¹ / ₁₆	1 ¹ / ₁₆	4 ¹ / ₂	³ / ₁₆	148.0
6 5V 2800 J	28.00	27.90	B-3	J	4 ¹ / ₂	¹ / ₁₆	1 ¹ / ₁₆	4 ¹ / ₂	³ / ₁₆	169.0
6 5V 3150 J	31.50	31.40	B-3	J	4 ¹ / ₂	¹ / ₁₆	1 ¹ / ₁₆	4 ¹ / ₂	³ / ₁₆	206.0
6 5V 3750 J	37.50	37.40	B-3	J	4 ¹ / ₂	¹ / ₁₆	1 ¹ / ₁₆	4 ¹ / ₂	³ / ₁₆	241.0
6 5V 5000 M	50.00	49.90	C-3	M	5 ¹ / ₂	¹ / ₁₆	¹ / ₂	6 ¹ / ₁₆	1 ¹ / ₁₆	388.0

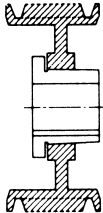
Weights do not include bushings. See page B-7 for additional bushing dimensions.



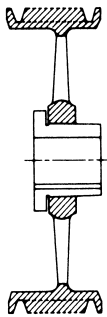
5V



1 = SOLID



2 = WEB

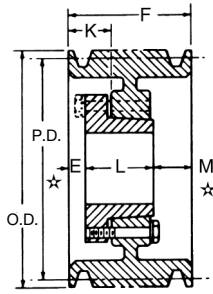


3 = ARM/SPOKE

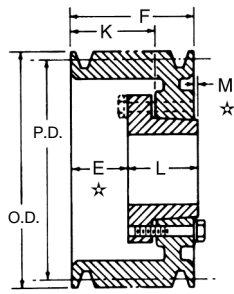
5V Hi-Cap Wedge Stock QD Sheaves

Martin

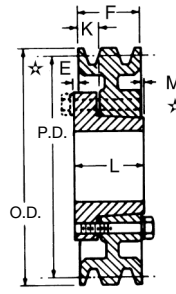
V-BELT DRIVES



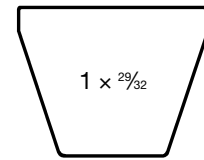
TYPE A



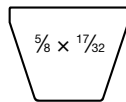
TYPE B



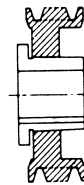
TYPE C



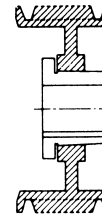
8V



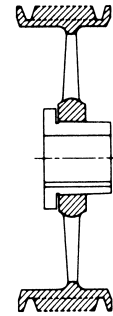
5V



1 = SOLID



2 = WEB



3 = ARM/SPOKE

Dimensions in inches, weight in pounds

8 Groove											10 Groove									
F = 5 ¹³ / ₁₆											F = 7 ³ / ₁₆									
Part Number	OD	PD 5V Belt	Type	Bush	Bush Max. Bore	E	K	L Thru Bore	M	Wt. Less Bush	Part Number	Type	Bush	Bush Max. Bore	E	K	L Thru Bore	M	Wt. Less Bush	
8 5V 710 SF	7.10	7.00	A-1	SF	2 ¹ / ₁₆	1 ¹ / ₁₆	2 ¹ / ₂	2 ¹ / ₁₆	2 ⁵ / ₁₆	19.0	10 5V 800 E	A-1	E	3 ¹ / ₂	2 ¹ / ₂	3 ¹ / ₄	2 ¹ / ₂	2 ¹ / ₁₆	27.0	
8 5V 750 SF	7.50	7.40	A-1	SF	2 ¹ / ₁₆	1 ¹ / ₁₆	2 ¹ / ₂	2 ¹ / ₁₆	2 ⁵ / ₁₆	20.0	10 5V 850 E	A-1	E	3 ¹ / ₂	2 ¹ / ₂	3 ¹ / ₄	2 ¹ / ₂	2 ¹ / ₁₆	32.0	
8 5V 800 E	8.00	7.90	A-1	E	3 ¹ / ₂	1 ¹ / ₁₆	2 ¹ / ₂	2 ¹ / ₁₆	1 ¹ / ₁₆	25.0	10 5V 900 F	A-1	F	3 ¹ / ₂	2 ¹ / ₁₆	3 ¹ / ₁₆	3 ¹ / ₁₆	1 ¹ / ₂	41.0	
8 5V 850 E	8.50	8.40	A-1	E	3 ¹ / ₂	1 ¹ / ₁₆	2 ¹ / ₂	2 ¹ / ₁₆	1 ¹ / ₁₆	29.0	10 5V 925 F	A-1	F	3 ¹ / ₂	2 ¹ / ₁₆	3 ¹ / ₁₆	3 ¹ / ₁₆	1 ¹ / ₂	47.0	
8 5V 900 E	9.00	8.90	A-1	E	3 ¹ / ₂	1 ¹ / ₁₆	2 ¹ / ₂	2 ¹ / ₁₆	1 ¹ / ₁₆	32.0	10 5V 975 F	A-1	F	3 ¹ / ₂	2 ¹ / ₁₆	3 ¹ / ₁₆	3 ¹ / ₁₆	1 ¹ / ₂	58.0	
8 5V 925 F	9.25	9.15	A-1	F	3 ¹ / ₂	1 ¹ / ₁₆	2 ¹ / ₂	3 ¹ / ₁₆	5 ¹ / ₁₆	39.0	10 5V 1030 F	A-1	F	3 ¹ / ₂	2 ¹ / ₁₆	3 ¹ / ₁₆	3 ¹ / ₁₆	3 ¹ / ₁₆	1 ¹ / ₂	66.0
8 5V 975 F	9.75	9.65	A-1	F	3 ¹ / ₂	1 ¹ / ₁₆	2 ¹ / ₂	3 ¹ / ₁₆	5 ¹ / ₁₆	42.0	10 5V 1090 F	A-1	F	3 ¹ / ₂	2 ¹ / ₁₆	3 ¹ / ₁₆	3 ¹ / ₁₆	3 ¹ / ₁₆	1 ¹ / ₂	75.0
8 5V 1030 F	10.30	10.20	A-1	F	3 ¹ / ₂	1 ¹ / ₁₆	2 ¹ / ₂	3 ¹ / ₁₆	5 ¹ / ₁₆	52.0	10 5V 1130 F	A-1	F	3 ¹ / ₂	2 ¹ / ₁₆	3 ¹ / ₁₆	3 ¹ / ₁₆	3 ¹ / ₁₆	1 ¹ / ₂	79.0
8 5V 1090 F	10.90	10.80	A-1	F	3 ¹ / ₂	1 ¹ / ₁₆	2 ¹ / ₂	3 ¹ / ₁₆	5 ¹ / ₁₆	59.0	10 5V 1180 F	A-1	F	3 ¹ / ₂	2 ¹ / ₁₆	3 ¹ / ₁₆	3 ¹ / ₁₆	3 ¹ / ₁₆	1 ¹ / ₂	80.0
8 5V 1130 F	11.30	11.20	A-1	F	3 ¹ / ₂	1 ¹ / ₁₆	2 ¹ / ₂	3 ¹ / ₁₆	5 ¹ / ₁₆	62.0	10 5V 1250 J	A-1	J	4 ¹ / ₂	2 ¹ / ₁₆	3 ¹ / ₁₆	4 ¹ / ₂	5 ¹ / ₁₆	82.0	
8 5V 1180 F	11.80	11.70	A-1	F	3 ¹ / ₂	1 ¹ / ₁₆	2 ¹ / ₂	3 ¹ / ₁₆	5 ¹ / ₁₆	64.0	10 5V 1320 J	A-1	J	4 ¹ / ₂	2 ¹ / ₁₆	3 ¹ / ₁₆	4 ¹ / ₂	5 ¹ / ₁₆	85.0	
8 5V 1250 F	12.50	12.40	A-3	F	3 ¹ / ₂	1 ¹ / ₁₆	2 ¹ / ₂	3 ¹ / ₁₆	5 ¹ / ₁₆	66.0	10 5V 1400 J	A-2	J	4 ¹ / ₂	2 ¹ / ₁₆	3 ¹ / ₁₆	4 ¹ / ₂	5 ¹ / ₁₆	90.0	
8 5V 1320 F	13.20	13.10	A-3	F	3 ¹ / ₂	1 ¹ / ₁₆	2 ¹ / ₂	3 ¹ / ₁₆	5 ¹ / ₁₆	68.0	10 5V 1500 J	A-2	J	4 ¹ / ₂	2 ¹ / ₁₆	3 ¹ / ₁₆	4 ¹ / ₂	5 ¹ / ₁₆	92.0	
8 5V 1400 F	14.00	13.90	A-3	F	3 ¹ / ₂	1 ¹ / ₁₆	2 ¹ / ₂	3 ¹ / ₁₆	5 ¹ / ₁₆	70.0	10 5V 1600 J	A-1	J	4 ¹ / ₂	2 ¹ / ₁₆	3 ¹ / ₁₆	4 ¹ / ₂	5 ¹ / ₁₆	102.0	
8 5V 1500 F	15.00	14.90	A-3	F	3 ¹ / ₂	1 ¹ / ₁₆	2 ¹ / ₂	3 ¹ / ₁₆	5 ¹ / ₁₆	73.0	10 5V 1870 J	A-3	J	4 ¹ / ₂	2 ¹ / ₁₆	3 ¹ / ₁₆	4 ¹ / ₂	5 ¹ / ₁₆	150.0	
8 5V 1600 F	16.00	15.90	A-3	F	3 ¹ / ₂	1 ¹ / ₁₆	2 ¹ / ₂	3 ¹ / ₁₆	5 ¹ / ₁₆	89.0	10 5V 2120 J	A-3	J	4 ¹ / ₂	2 ¹ / ₁₆	3 ¹ / ₁₆	4 ¹ / ₂	5 ¹ / ₁₆	164.0	
8 5V 1870 J	18.70	18.60	A-3	J	4 ¹ / ₂	3 ¹ / ₁₆	1 ¹ / ₁₆	4 ¹ / ₂	1 ¹ / ₁₆	132.0	10 5V 2360 M	B-3	M	5 ¹ / ₂	1 ¹ / ₂	1 ¹ / ₁₆	6 ¹ / ₁₆	1 ¹ / ₁₆	258.0	
8 5V 2120 J	21.20	21.10	A-3	J	4 ¹ / ₂	3 ¹ / ₁₆	1 ¹ / ₁₆	4 ¹ / ₂	1 ¹ / ₁₆	150.0	10 5V 2800 M	B-3	M	5 ¹ / ₂	1 ¹ / ₂	1 ¹ / ₁₆	6 ¹ / ₁₆	1 ¹ / ₁₆	278.0	
8 5V 2360 J	23.60	23.50	A-3	J	4 ¹ / ₂	3 ¹ / ₁₆	1 ¹ / ₁₆	4 ¹ / ₂	1 ¹ / ₁₆	162.0	10 5V 3150 M	B-3	M	5 ¹ / ₂	1 ¹ / ₂	1 ¹ / ₁₆	6 ¹ / ₁₆	1 ¹ / ₁₆	318.0	
8 5V 2800 J	28.00	27.90	A-3	J	4 ¹ / ₂	3 ¹ / ₁₆	1 ¹ / ₁₆	4 ¹ / ₂	1 ¹ / ₁₆	191.0	10 5V 3750 M	B-3	M	5 ¹ / ₂	1 ¹ / ₂	1 ¹ / ₁₆	6 ¹ / ₁₆	1 ¹ / ₁₆	340.0	
8 5V 3150 M	31.50	31.40	B-3	M	5 ¹ / ₂	1 ¹ / ₂	1 ¹ / ₁₆	6 ¹ / ₁₆	1 ¹ / ₁₆	298.0	10 5V 5000 M	B-3	M	5 ¹ / ₂	1 ¹ / ₂	1 ¹ / ₁₆	6 ¹ / ₁₆	1 ¹ / ₁₆	538.0	
8 5V 3750 M	37.50	37.40	B-3	M	5 ¹ / ₂	1 ¹ / ₂	1 ¹ / ₁₆	6 ¹ / ₁₆	1 ¹ / ₁₆	319.0										
8 5V 5000 M	50.00	49.90	B-3	M	5 ¹ / ₂	1 ¹ / ₂	1 ¹ / ₁₆	6 ¹ / ₁₆	1 ¹ / ₁₆	497.0										

* E and M dimensions are nominal and will vary depending on shaft tolerances.



Hi-Cap Wedge Stock 8V QD Sheaves 8V

Dimensions in inches, weight in pounds

4 Groove											5 Groove								
F = 4 1/8											F = 6								
Part Number	OD	PD 8V Belt	Type	Bush	Bush Max. Bore	E	K	L Thru Bore	M	Wt. Less Bush	Part Number	Type	Bush	Bush Max. Bore	E	K	L Thru Bore	M	Wt. Less Bush
4 8V 1250 F	12.50	12.30	A-1	F	3 1/16	3/16	1 1/16	3 3/8	1 1/16	63.0	5 8V 1250 F	A-1	F	3 1/16	1 1/16	2 1/16	3 3/8	1 1/16	68.0
4 8V 1320 F	13.20	13.00	A-2	F	3 1/16	3/16	1 1/16	3 3/8	1 1/16	66.0	5 8V 1320 F	A-2	F	3 1/16	1 1/16	2 1/16	3 3/8	1 1/16	75.0
4 8V 1400 F	14.00	13.80	A-2	F	3 1/16	3/16	1 1/16	3 3/8	1 1/16	70.0	5 8V 1400 F	A-2	F	3 1/16	1 1/16	2 1/16	3 3/8	1 1/16	78.0
4 8V 1500 F	15.00	14.80	A-2	F	3 1/16	3/16	1 1/16	3 3/8	1 1/16	74.0	5 8V 1500 F	A-2	F	3 1/16	1 1/16	2 1/16	3 3/8	1 1/16	94.0
4 8V 1600 F	16.00	15.80	A-2	F	3 1/16	3/16	1 1/16	3 3/8	1 1/16	82.0	5 8V 1600 F	A-2	F	3 1/16	1 1/16	2 1/16	3 3/8	1 1/16	101.0
4 8V 1700 F	17.00	16.80	A-3	F	3 1/16	3/16	1 1/16	3 3/8	1 1/16	94.0	5 8V 1700 J	A-3	J	4 1/2	1 1/16	2	4 1/2	1 1/16	111.0
4 8V 1800 F	18.00	17.80	A-3	F	3 1/16	3/16	1 1/16	3 3/8	1 1/16	99.0	5 8V 1800 J	A-3	J	4 1/2	1 1/16	2	4 1/2	1 1/16	130.0
4 8V 1900 F	19.00	18.80	A-3	F	3 1/16	3/16	1 1/16	3 3/8	1 1/16	105.0	5 8V 1900 J	A-3	J	4 1/2	1 1/16	2	4 1/2	1 1/16	135.0
4 8V 2000 J	20.00	19.80	A-3	J	4 1/2	1/2	1 1/16	4 1/2	1/2	141.0	5 8V 2000 J	A-3	J	4 1/2	1 1/16	2	4 1/2	1 1/16	152.0
4 8V 2120 J	21.20	21.00	A-3	J	4 1/2	1/2	1 1/16	4 1/2	1/2	150.0	5 8V 2120 J	A-3	J	4 1/2	1 1/16	2	4 1/2	1 1/16	153.0
4 8V 2240 J	22.40	22.20	A-3	J	4 1/2	1/2	1 1/16	4 1/2	1/2	177.0	5 8V 2240 M	B-3	M	5 1/2	1/2	1 1/16	6 1/2	1 1/16	223.0
4 8V 2480 M	24.80	24.60	C-3	M	5 1/2	3/8	1 1/16	6 1/2	1 1/16	223.0	5 8V 2480 M	B-3	M	5 1/2	1/2	1 1/16	6 1/2	1 1/16	234.0
4 8V 3000 M	30.00	29.80	C-3	M	5 1/2	3/8	1 1/16	6 1/2	1 1/16	285.0	5 8V 3000 M	B-3	M	5 1/2	1/2	1 1/16	6 1/2	1 1/16	294.0
4 8V 3550 M	35.50	35.30	C-3	M	5 1/2	3/8	1 1/16	6 1/2	1 1/16	305.0	5 8V 3550 M	B-3	M	5 1/2	1/2	1 1/16	6 1/2	1 1/16	325.0
4 8V 4000 M	40.00	39.80	C-3	M	5 1/2	3/8	1 1/16	6 1/2	1 1/16	355.0	5 8V 4000 M	B-3	M	5 1/2	1/2	1 1/16	6 1/2	1 1/16	430.0
4 8V 4450 M	44.50	44.30	C-3	M	5 1/2	3/8	1 1/16	6 1/2	1 1/16	369.0	5 8V 4450 N	C-3	N	6	1 1/16	1 1/16	8 1/2	1 1/16	485.0
4 8V 5300 M	53.00	52.80	C-3	M	5 1/2	3/8	1 1/16	6 1/2	1 1/16	478.0	5 8V 5300 N	C-3	N	6	1 1/16	1 1/16	8 1/2	1 1/16	672.0

V-BELT DRIVES

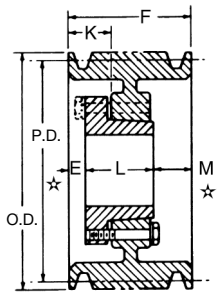
Dimensions in inches, weight in pounds

6 Groove											8 Groove								
F = 7 1/8											F = 9 1/8								
Part Number	OD	PD 8V Belt	Type	Bush	Bush Max. Bore	E	K	L Thru Bore	M	Wt. Less Bush	Part Number	Type	Bush	Bush Max. Bore	E	K	L Thru Bore	M	Wt. Less Bush
6 8V 1250 F	12.50	12.30	A-1	F	3 1/16	1 1/16	2 1/16	3 3/8	2 1/16	86.0	8 8V 1250 J	A-1	J	4 1/2	2 1/16	3 3/16	4 1/2	2 1/16	108.0
6 8V 1320 F	13.20	13.00	A-1	F	3 1/16	1 1/16	2 1/16	3 3/8	2 1/16	94.0	8 8V 1320 J	A-1	J	4 1/2	2 1/16	3 3/16	4 1/2	2 1/16	118.0
6 8V 1400 F	14.00	13.80	A-1	F	3 1/16	1 1/16	2 1/16	3 3/8	2 1/16	108.0	8 8V 1400 J	A-1	J	4 1/2	2 1/16	3 3/16	4 1/2	2 1/16	131.0
6 8V 1500 J	15.00	14.80	A-1	J	4 1/2	1 1/16	2 1/16	4 1/2	1 1/16	138.0	8 8V 1500 J	A-1	J	4 1/2	2 1/16	3 3/16	4 1/2	2 1/16	151.0
6 8V 1600 J	16.00	15.80	A-1	J	4 1/2	1 1/16	2 1/16	4 1/2	1 1/16	142.0	8 8V 1600 J	A-1	J	4 1/2	2 1/16	3 3/16	4 1/2	2 1/16	155.0
6 8V 1700 J	17.00	16.80	A-2	J	4 1/2	1 1/16	2 1/16	4 1/2	1 1/16	144.0	8 8V 1700 M	A-2	M	5 1/2	2 1/16	3 3/16	6 1/2	1 1/16	188.0
6 8V 1800 J	18.00	17.80	A-2	J	4 1/2	1 1/16	2 1/16	4 1/2	1 1/16	160.0	8 8V 1800 M	A-2	M	5 1/2	2 1/16	3 3/16	6 1/2	1 1/16	202.0
6 8V 1900 J	19.00	18.80	A-2	J	4 1/2	1 1/16	2 1/16	4 1/2	1 1/16	172.0	8 8V 1900 M	A-2	M	5 1/2	2 1/16	3 3/16	6 1/2	1 1/16	221.0
6 8V 2000 M	20.00	19.80	B-2	M	5 1/2	1 1/2	2 1/16	6 1/2	1 1/16	204.0	8 8V 2000 M	A-2	M	5 1/2	2 1/16	3 3/16	6 1/2	1 1/16	236.0
6 8V 2120 M	21.20	21.00	B-2	M	5 1/2	1 1/2	2 1/16	6 1/2	1 1/16	226.0	8 8V 2120 M	A-2	M	5 1/2	2 1/16	3 3/16	6 1/2	1 1/16	267.0
6 8V 2240 M	22.40	22.20	B-3	M	5 1/2	1 1/2	2 1/16	6 1/2	1 1/16	235.0	8 8V 2240 M	A-3	M	5 1/2	2 1/16	3 3/16	6 1/2	1 1/16	284.0
6 8V 2480 M	24.80	24.60	B-3	M	5 1/2	1 1/2	1 1/16	6 1/2	1 1/16	246.0	8 8V 2480 N	A-2	N	6	1/2	2 1/16	8 1/2	3/4	418.0
6 8V 3000 M	30.00	29.80	B-3	M	6	1/2	1 1/16	6 1/2	1 1/16	306.0	8 8V 3000 N	A-3	N	6	1/2	2 1/16	8 1/2	3/4	447.0
6 8V 3550 N	35.50	35.30	C-3	N	6	3/8	1 1/16	8 1/2	3/8	466.0	8 8V 3550 N	A-3	N	6	1/2	2 1/16	8 1/2	3/4	553.0
6 8V 4000 N	40.00	39.80	C-3	N	6	3/8	1 1/16	8 1/2	3/8	548.0	8 8V 4000 N	A-3	N	6	1/2	2 1/16	8 1/2	3/4	648.0
6 8V 4450 N	44.50	44.30	C-3	N	6	3/8	1 1/16	8 1/2	3/8	590.0	8 8V 4450 P	B-3	P	6 1/2	3/8	2 1/16	9 1/2	3/4	679.0
6 8V 5300 N	53.00	52.80	C-3	N	6	3/8	1 1/16	8 1/2	3/8	658.0	8 8V 5300 P	B-3	P	6 1/2	3/8	2 1/16	9 1/2	3/4	946.0
6 8V 6300 P	63.00	62.80	C-3	P	6 1/2	0	2	9 1/2	1 1/16	860.0	8 8V 6300 P	B-3	P	6 1/2	3/8	2 1/16	9 1/2	3/4	1372.0
6 8V 7100 P	71.00	70.80	B-3	P	6 1/2	0	2	9 1/2	1 1/16	1272.0	8 8V 7100 W	C-3	W	8 1/2	3/8	1 1/16	11 1/2	3/4	1680.0

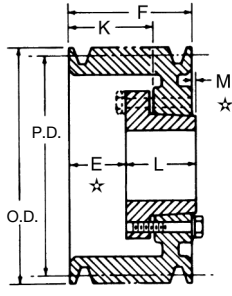
E and M dimensions are nominal and will vary depending on shaft tolerances. See page B-7 for additional bushing dimensions.

8V Hi-Cap Wedge Stock QD Sheaves

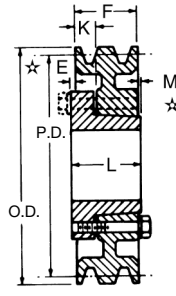
V-BELT DRIVES



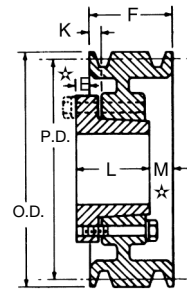
TYPE A



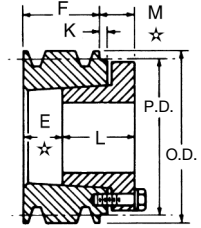
TYPE B



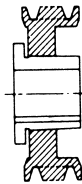
TYPE C



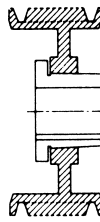
TYPE D



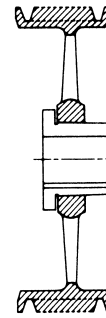
TYPE E



1 = SOLID



2 = WEB

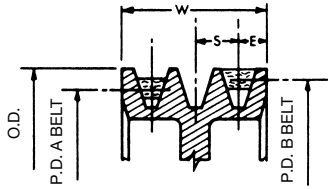


3 = ARM/SPOKE

Dimensions in inches, weight in pounds

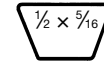
10 Groove											12 Groove								
F = 11 5/8											F = 14								
Part Number	OD	PD 8V Belt	Type	Bush	Bush Max. Bore	E	K	L Thru Bore	M	Wt. Less Bush	Part Number	Type	Bush	Bush Max. Bore	E	K	L Thru Bore	M	Wt. Less Bush
10 8V 1250 J	12.50	12.30	A-1	J	4 1/2	2 3/8	3 3/8	4 1/2	4 3/4	122.0	12 8V 1250 M	A-1	M	5 1/2	2 1/2	3 3/8	6 3/4	4 3/4	161.0
10 8V 1320 J	13.20	13.00	A-1	J	4 1/2	2 3/8	3 3/8	4 1/2	4 3/4	140.0	12 8V 1320 M	A-1	M	5 1/2	2 1/2	3 3/8	6 3/4	4 3/4	185.0
10 8V 1400 J	14.00	13.80	A-1	J	4 1/2	2 3/8	3 3/8	4 1/2	4 3/4	152.0	12 8V 1400 M	A-1	M	5 1/2	2 1/2	3 3/8	6 3/4	4 3/4	211.0
10 8V 1500 M	15.00	14.80	A-1	M	5 1/2	2 1/2	3 3/8	6 3/4	2 3/4	212.0	12 8V 1500 M	A-1	M	5 1/2	2 1/2	3 3/8	6 3/4	4 3/4	234.0
10 8V 1600 M	16.00	15.80	A-1	M	5 1/2	2 1/2	3 3/8	6 3/4	2 3/4	219.0	12 8V 1600 M	A-1	M	5 1/2	2 1/2	3 3/8	6 3/4	4 3/4	285.0
10 8V 1700 M	17.00	16.80	A-2	M	5 1/2	2 1/2	3 3/8	6 3/4	2 3/4	228.0	12 8V 1700 M	A-1	M	5 1/2	2 1/2	3 3/8	6 3/4	4 3/4	324.0
10 8V 1800 M	18.00	17.80	A-2	M	5 1/2	2 1/2	3 3/8	6 3/4	2 3/4	236.0	12 8V 1800 M	A-2	M	5 1/2	2 1/2	3 3/8	6 3/4	4 3/4	330.0
10 8V 1900 M	19.00	18.80	A-2	M	5 1/2	2 1/2	3 3/8	6 3/4	2 3/4	260.0	12 8V 1900 N	A-2	N	6	1/2	2 1/4	8 3/4	5 1/2	338.0
10 8V 2000 M	20.00	19.80	A-2	M	5 1/2	2 1/2	3 3/8	6 3/4	2 3/4	280.0	12 8V 2000 N	A-2	N	6	1/2	2 1/4	8 3/4	5 1/2	365.0
10 8V 2120 M	21.20	21.00	A-2	M	5 1/2	2 1/2	3 3/8	6 3/4	2 3/4	298.0	12 8V 2120 N	A-2	N	6	1/2	2 1/4	8 3/4	5 1/2	382.0
10 8V 2240 N	22.40	22.20	A-2	N	6	1/2	2 1/4	8 3/4	3	366.0	12 8V 2240 N	A-2	N	6	1/2	2 1/4	8 3/4	5 1/2	399.0
10 8V 2480 N	24.80	24.60	A-2	N	6	1/2	2 1/4	8 3/4	3	454.0	12 8V 2480 N	A-2	N	6	1/2	2 1/4	8 3/4	5 1/2	454.0
10 8V 3000 N	30.00	29.80	A-3	N	6	1/2	2 1/4	8 3/4	3	468.0	12 8V 3000 P	A-3	P	6 3/4	3/4	2 3/4	9 3/4	3 3/4	605.0
10 8V 3550 P	35.50	35.30	A-3	P	6 3/4	3/4	2 3/4	9 3/4	1 3/4	784.0	12 8V 3550 P	A-3	P	6 3/4	3/4	2 3/4	9 3/4	3 3/4	706.0
10 8V 4000 P	40.00	39.80	A-3	P	6 3/4	3/4	2 3/4	9 3/4	1 3/4	826.0	12 8V 4000 P	A-3	P	6 3/4	3/4	2 3/4	9 3/4	3 3/4	766.0
10 8V 4450 P	44.50	44.30	A-3	P	6 3/4	3/4	2 3/4	9 3/4	1 3/4	996.0	12 8V 4450 P	A-3	P	6 3/4	3/4	2 3/4	9 3/4	3 3/4	910.0
10 8V 5300 P	53.00	52.80	A-3	P	6 3/4	3/4	2 3/4	9 3/4	1 3/4	1010.0	12 8V 5300 W	A-3	W	8 3/4	3/4	2 3/4	11 3/4	2 1/2	1333.0
10 8V 6300 W	63.00	62.80	A-3	W	8 3/4	3/4	2 3/4	11 3/4	0	1443.0	12 8V 6300 W	A-3	W	8 3/4	3/4	2 3/4	11 3/4	2 1/2	1777.0
10 8V 7100 W	71.00	70.80	A-3	W	8 3/4	3/4	2 3/4	11 3/4	0	1842.0	12 8V 7100 W	A-3	W	8 3/4	3/4	2 3/4	11 3/4	2 1/2	2002.0

* E and M dimensions are nominal and will vary depending on shaft tolerances. Type E sheaves are drilled for reverse mounting only.

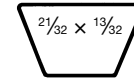


Combination Groove Dimensions

Belt Section	E	S	O.D.
"AB"	1/2	3/4	P.D. "B" + .35



A



B

Drawing shows position of "A" and "B" belts in groove when used with QD sheaves.

V-BELT DRIVES

Dimensions in inches, weight in pounds

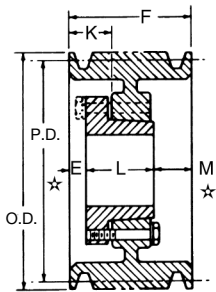
1 Groove											2 Groove									
F = 7/8 thru 1 B 64 SDS / F = 1 others											F = 1 1/4									
Part Number	PD		OD	Type	Bush	Bush Max. Bore	E	K	L Thru Bore	M	Wt. Less Bush	Part Number	Type	Bush	Bush Max. Bore	E	K	L Thru Bore	M	Wt. Less Bush
	A Belts	B Belts																		
1 B 34 SH	3.0	3.4	3.75	D-1	SH	1 1/16	3/16	0	1 1/16	1/2	1.2	2 B 34 SH	E-1	SH	1 1/16	1	0	1 1/16	3/16	1.0
1 B 36 SH	3.2	3.6	3.95	D-1	SH	1 1/16	3/16	0	1 1/16	1/2	1.3	2 B 36 SH	D-1	SH	1 1/16	3/16	3/16	1 1/16	1/16	1.4
1 B 38 SH	3.4	3.8	4.15	D-1	SH	1 1/16	3/16	0	1 1/16	1/2	1.6	2 B 38 SH	D-1	SH	1 1/16	3/16	3/16	1 1/16	1/16	1.8
1 B 40 SH	3.6	4.0	4.35	C-1	SH	1 1/16	1/2	3/16	1 1/16	3/16	1.8	2 B 40 SH	A-1	SH	1 1/16	1/2	1 1/16	1 1/16	3/16	2.0
1 B 42 SH	3.8	4.2	4.55	C-1	SH	1 1/16	1/2	3/16	1 1/16	3/16	2.0	2 B 42 SH	A-1	SH	1 1/16	1/2	1 1/16	1 1/16	3/16	2.5
1 B 44 SH	4.0	4.4	4.75	C-1	SH	1 1/16	1/2	3/16	1 1/16	3/16	2.2	2 B 44 SH	A-1	SH	1 1/16	1/2	1 1/16	1 1/16	3/16	2.8
1 B 46 SDS	4.2	4.6	4.95	C-1	SDS	2	3/16	3/16	1 1/16	3/16	2.4	2 B 46 SDS	A-2	SDS	2	3/16	1 1/16	1 1/16	3/16	4.8
1 B 48 SDS	4.4	4.8	5.15	C-1	SDS	2	3/16	3/16	1 1/16	3/16	2.6	2 B 48 SDS	A-2	SDS	2	3/16	1 1/16	1 1/16	3/16	5.0
1 B 50 SDS	4.6	5.0	5.35	C-1	SDS	2	3/16	3/16	1 1/16	3/16	3.0	2 B 50 SDS	A-2	SDS	2	3/16	1 1/16	1 1/16	3/16	5.4
1 B 52 SDS	4.8	5.2	5.55	C-1	SDS	2	3/16	3/16	1 1/16	3/16	3.4	2 B 52 SDS	A-2	SDS	2	3/16	1 1/16	1 1/16	3/16	5.6
1 B 54 SDS	5.0	5.4	5.75	C-1	SDS	2	3/16	3/16	1 1/16	3/16	3.8	2 B 54 SDS	A-2	SDS	2	3/16	1 1/16	1 1/16	3/16	5.8
1 B 56 SDS	5.2	5.6	5.95	C-1	SDS	2	3/16	3/16	1 1/16	3/16	4.0	2 B 56 SDS	A-2	SDS	2	3/16	1 1/16	1 1/16	3/16	6.0
1 B 58 SDS	5.4	5.8	6.15	C-1	SDS	2	3/16	3/16	1 1/16	3/16	4.4	2 B 58 SDS	A-2	SDS	2	3/16	1 1/16	1 1/16	3/16	7.0
1 B 60 SDS	5.6	6.0	6.35	C-1	SDS	2	3/16	3/16	1 1/16	3/16	4.6	2 B 60 SDS	A-2	SDS	2	3/16	1 1/16	1 1/16	3/16	7.5
1 B 62 SDS	5.8	6.2	6.55	C-2	SDS	2	3/16	3/16	1 1/16	3/16	4.8	2 B 62 SDS	A-2	SDS	2	3/16	1 1/16	1 1/16	3/16	7.8
1 B 64 SDS	6.0	6.4	6.75	C-2	SDS	2	3/16	3/16	1 1/16	3/16	5.0	2 B 64 SDS	A-2	SDS	2	3/16	1 1/16	1 1/16	3/16	8.0
1 B 66 SDS	6.2	6.6	6.95	C-2	SDS	2	3/16	3/16	1 1/16	3/16	5.4	2 B 66 SDS	A-2	SDS	2	3/16	1 1/16	1 1/16	3/16	9.0
1 B 68 SDS	6.4	6.8	7.15	C-2	SDS	2	3/16	3/16	1 1/16	3/16	5.6	2 B 68 SDS	A-2	SDS	2	3/16	1 1/16	1 1/16	3/16	9.5
1 B 70 SDS	6.6	7.0	7.35	C-2	SDS	2	1/2	1/2	1 1/16	1/2	6.0	2 B 70 SK	D-2	SK	2 3/8	1/2	3/16	1 1/16	1/16	9.8
1 B 74 SDS	7.0	7.4	7.75	C-2	SDS	2	1/2	1/2	1 1/16	1/2	6.3	2 B 74 SK	D-2	SK	2 3/8	1/2	3/16	1 1/16	1/16	11.0
1 B 80 SDS	7.6	8.0	8.35	C-3	SDS	2	1/2	1/2	1 1/16	1/2	6.6	2 B 80 SK	D-2	SK	2 3/8	1/2	3/16	1 1/16	1/16	12.0
1 B 86 SDS	8.2	8.6	8.95	C-3	SDS	2	1/2	1/2	1 1/16	1/2	7.0	2 B 86 SK	D-3	SK	2 3/8	1/2	3/16	1 1/16	1/16	13.0
1 B 94 SDS	9.0	9.4	9.75	C-3	SDS	2	1/2	1/2	1 1/16	1/2	8.0	2 B 94 SK	D-3	SK	2 3/8	1/2	3/16	1 1/16	1/16	14.0
1 B 110 SDS	10.6	11.0	11.35	C-3	SDS	2	1/2	1/2	1 1/16	1/2	10.0	2 B 110 SK	D-3	SK	2 3/8	1/2	3/16	1 1/16	1/16	15.0
1 B 124 SDS	12.0	12.4	12.75	C-3	SDS	2	1/2	1/2	1 1/16	1/2	12.0	2 B 124 SK	D-3	SK	2 3/8	1/2	3/16	1 1/16	1/16	17.0
1 B 136 SDS	13.2	13.6	13.95	C-3	SDS	2	1/2	1/2	1 1/16	1/2	14.0	2 B 136 SK	D-3	SK	2 3/8	1/2	3/16	1 1/16	1/16	19.0
1 B 154 SK	15.0	15.4	15.75	C-3	SK	2 3/8	3/16	1/2	1 1/16	3/8	17.0	2 B 154 SK	D-3	SK	2 3/8	1/2	3/16	1 1/16	1/16	22.0
1 B 160 SK	15.6	16.0	16.35	C-3	SK	2 3/8	3/16	1/2	1 1/16	3/8	18.0	2 B 160 SK	D-3	SK	2 3/8	1/2	3/16	1 1/16	1/16	25.0
1 B 184 SK	18.0	18.4	18.75	C-3	SK	2 3/8	3/16	1/2	1 1/16	3/8	20.0	2 B 184 SK	D-3	SK	2 3/8	1/2	3/16	1 1/16	1/16	30.0
1 B 200 SK	19.6	20.0	20.35	C-3	SK	2 3/8	3/16	1/2	1 1/16	3/8	23.0	2 B 200 SF	D-3	SF	2 3/8	3/8	3/8	2 1/16	0	39.0
	24.6	25.0	25.35									2 B 250 SF	D-3	SF	2 3/8	3/8	3/8	2 1/16	0	61.0
	29.6	30.0	30.35									2 B 300 SF	D-3	SF	2 3/8	3/8	3/8	2 1/16	0	64.0
	37.6	38.0	38.35									2 B 380 SF	D-3	SF	2 3/8	3/8	3/8	2 1/16	0	86.0

* Weights do not include bushings. See page B-7 for additional bushing dimensions.

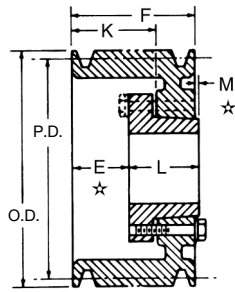
A-B Combination Groove Conventional Stock QD Sheaves

Martin

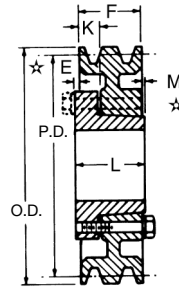
V-BELT DRIVES



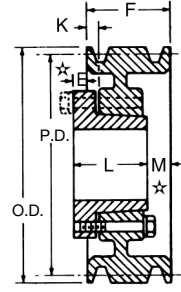
TYPE A



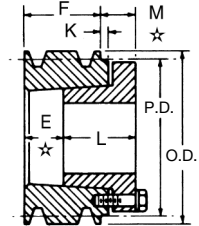
TYPE B



TYPE C



TYPE D

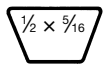


TYPE E

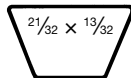
Dimensions in inches, weight in pounds

3 Groove F = 2 1/2												4 Groove F = 3 1/4								
Part Number	PD		OD	Type	Bush	Bush Max. Bore	E	K	L Thru Bore	M	Wt. Less Bush	Part Number	Type	Bush	Bush Max. Bore	E	K	L Thru Bore	M	Wt. Less Bush
	A Belts	B Belts																		
3 B 34 SH	3.0	3.4	3.75	E-1	SH	1 1/16	1 3/4	0	1 1/16	9/16	3.4	4 B 34 SD	E-1	SD	2	2 3/8	5/16	1 1/16	1 1/16	4.0
3 B 36 SH	3.2	3.6	3.95	D-1	SH	1 1/16	3/8	3/16	1 1/16	1 1/16	3.8	4 B 36 SD	E-1	SD	2	2 3/8	5/16	1 1/16	1 1/16	5.0
3 B 38 SH	3.4	3.8	4.15	D-1	SH	1 1/16	3/8	3/16	1 1/16	1 1/16	4.0	4 B 38 SD	E-1	SD	2	2 3/8	5/16	1 1/16	1 1/16	5.5
3 B 40 SH	3.6	4.0	4.35	A-1	SH	1 1/16	1/2	1 1/16	1 1/16	1 1/16	4.5	4 B 40 SD	E-1	SD	2	2 1/2	0	1 1/16	3/8	6.0
3 B 42 SH	3.8	4.2	4.55	A-1	SH	1 1/16	1/2	1 1/16	1 1/16	1 1/16	5.0	4 B 42 SD	E-1	SD	2	2 1/2	0	1 1/16	3/8	7.0
3 B 44 SH	4.0	4.4	4.75	A-1	SH	1 1/16	1/2	1 1/16	1 1/16	1 1/16	5.5	4 B 44 SD	E-1	SD	2	2 1/2	0	1 1/16	3/8	7.3
3 B 46 SD	4.2	4.6	4.95	A-1	SD	2	3/8	1 1/16	1 1/16	1/4	6.0	4 B 46 SD	A-1	SD	2	1 1/2	1 1/16	1 1/16	3/4	7.6
3 B 48 SD	4.4	4.8	5.15	A-1	SD	2	3/8	1 1/16	1 1/16	1/4	6.5	4 B 48 SD	A-1	SD	2	1 1/2	1 1/16	1 1/16	3/4	8.0
3 B 50 SD	4.6	5.0	5.35	A-1	SD	2	3/8	1 1/16	1 1/16	1/4	7.0	4 B 50 SD	A-1	SD	2	1 1/2	1 1/16	1 1/16	3/4	9.0
3 B 52 SD	4.8	5.2	5.55	A-1	SD	2	3/8	1 1/16	1 1/16	1/4	8.0	4 B 52 SD	A-1	SD	2	1 1/2	1 1/16	1 1/16	3/4	10.0
3 B 54 SD	5.0	5.4	5.75	A-1	SD	2	3/8	1 1/16	1 1/16	1/4	8.5	4 B 54 SD	A-1	SD	2	1 1/2	1 1/16	1 1/16	3/4	10.5
3 B 56 SD	5.2	5.6	5.95	A-1	SD	2	3/8	1 1/16	1 1/16	1/4	9.0	4 B 56 SD	A-1	SD	2	1 1/2	1 1/16	1 1/16	3/4	11.0
3 B 58 SD	5.4	5.8	6.15	A-1	SD	2	3/8	1 1/16	1 1/16	1/4	10.0	4 B 58 SD	A-1	SD	2	1 1/2	1 1/16	1 1/16	3/4	12.0
3 B 60 SD	5.6	6.0	6.35	A-1	SD	2	3/8	1 1/16	1 1/16	1/4	11.0	4 B 60 SD	A-1	SD	2	1 1/2	1 1/16	1 1/16	3/4	12.5
3 B 62 SD	5.8	6.2	6.55	A-1	SD	2	3/8	1 1/16	1 1/16	1/4	12.0	4 B 62 SD	A-1	SD	2	1 1/2	1 1/16	1 1/16	3/4	13.0
3 B 64 SD	6.0	6.4	6.75	A-1	SD	2	3/8	1 1/16	1 1/16	1/4	12.3	4 B 64 SD	A-1	SD	2	1 1/2	1 1/16	1 1/16	3/4	14.0
3 B 66 SD	6.2	6.6	6.95	A-1	SD	2	3/8	1 1/16	1 1/16	1/4	12.6	4 B 66 SD	A-1	SD	2	1 1/2	1 1/16	1 1/16	3/4	14.5
3 B 68 SD	6.4	6.8	7.15	A-1	SD	2	3/8	1 1/16	1 1/16	1/4	13.0	4 B 68 SD	A-1	SD	2	1 1/2	1 1/16	1 1/16	3/4	15.0
3 B 70 SK	6.6	7.0	7.35	A-1	SK	2 3/8	0	1 1/16	1 1/16	3/8	14.0	4 B 70 SK	A-1	SK	2 3/8	5/16	1	1 1/16	1	15.5
3 B 74 SK	7.0	7.4	7.75	A-1	SK	2 3/8	0	1 1/16	1 1/16	3/8	15.0	4 B 74 SK	A-1	SK	2 3/8	5/16	1	1 1/16	1	16.0
3 B 80 SK	7.6	8.0	8.35	A-1	SK	2 3/8	0	1 1/16	1 1/16	3/8	16.0	4 B 80 SK	A-1	SK	2 3/8	5/16	1	1 1/16	1	17.0
3 B 86 SK	8.2	8.6	8.95	A-3	SK	2 3/8	0	1 1/16	1 1/16	3/8	17.0	4 B 86 SK	A-3	SK	2 3/8	5/16	1	1 1/16	1	18.0
3 B 94 SK	9.0	9.4	9.75	A-3	SK	2 3/8	0	1 1/16	1 1/16	3/8	18.0	4 B 94 SK	A-3	SK	2 3/8	5/16	1	1 1/16	1	19.0
3 B 110 SK	10.6	11.0	11.35	A-3	SK	2 3/8	0	1 1/16	1 1/16	3/8	19.0	4 B 110 SK	A-3	SK	2 3/8	5/16	1	1 1/16	1	24.0
3 B 124 SK	12.0	12.4	12.75	A-3	SK	2 3/8	0	1 1/16	1 1/16	3/8	23.0	4 B 124 SK	A-3	SK	2 3/8	5/16	1	1 1/16	1	26.0
3 B 136 SK	13.2	13.6	13.95	A-3	SK	2 3/8	0	1 1/16	1 1/16	3/8	24.1	4 B 136 SK	A-3	SK	2 3/8	5/16	1	1 1/16	1	28.0
3 B 154 SK	15.0	15.4	15.75	A-3	SK	2 3/8	0	1 1/16	1 1/16	3/8	28.0	4 B 154 SF	A-3	SF	2 1/2	5/16	1	2 1/2	3/8	41.0
3 B 160 SK	15.6	16.0	16.35	A-3	SK	2 3/8	0	1 1/16	1 1/16	3/8	29.0	4 B 160 SF	A-3	SF	2 1/2	5/16	1	2 1/2	3/8	42.0
3 B 184 SK	18.0	18.4	18.75	A-3	SK	2 3/8	0	1 1/16	1 1/16	3/8	37.0	4 B 184 SF	A-3	SF	2 1/2	5/16	1	2 1/2	3/8	48.0
3 B 200 SF	19.6	20.0	20.35	D-3	SF	2 1/2	1/8	3/8	2 1/2	1/2	39.0	4 B 200 SF	A-3	SF	2 1/2	5/16	1	2 1/2	3/8	58.0
3 B 250 SF	24.6	25.0	25.35	D-3	SF	2 1/2	1/8	3/8	2 1/2	1/2	67.0	4 B 250 E	A-3	E	3 1/2	1/2	1	2 3/4	1/2	78.0
3 B 300 SF	29.6	30.0	30.35	D-3	SF	2 1/2	1/8	3/8	2 1/2	1/2	74.0	4 B 300 E	A-3	E	3 1/2	1/2	1	2 3/4	1/2	93.0
3 B 380 E	37.6	38.0	38.35	D-3	E	3 1/2	1/8	3/8	2 1/2	1/2	122.0	4 B 380 E	A-3	E	3 1/2	1/2	1	2 3/4	1/2	138.0

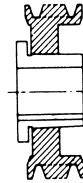
* E and M dimensions are nominal and will vary depending on shaft tolerances. Type E sheaves are drilled for reverse mounting only.



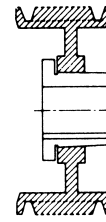
A



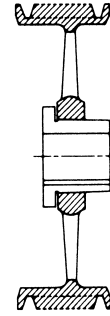
B



1 = SOLID



2 = WEB



3 = ARM/SPOKE

Dimensions in inches, weight in pounds

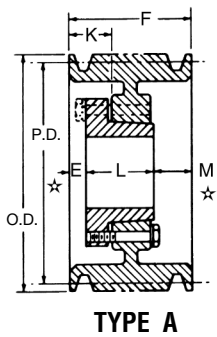
5 Groove F = 4												6 Groove F = 4 3/4								
Part Number	PD		OD	Type	Bush	Bush Max. Bore	E	K	L Thru Bore	M	Wt. Less Bush	Part Number	Type	Bush	Bush Max. Bore	E	K	L Thru Bore	M	Wt. Less Bush
	A Belts	B Belts																		
5 B 34 SD	3.0	3.4	3.75	E-1	SD	2	3/4	7/16	1 1/16	1 1/16	5.0	6 B 34 SD	E-1	SD	2	3/8	5/16	1 1/16	1 1/16	6.0
5 B 36 SD	3.2	3.6	3.95	E-1	SD	2	3/4	7/16	1 1/16	1 1/16	6.0	6 B 36 SD	E-1	SD	2	3/8	5/16	1 1/16	1 1/16	7.0
5 B 38 SD	3.4	3.8	4.15	E-1	SD	2	3/4	7/16	1 1/16	1 1/16	6.5	6 B 38 SD	E-1	SD	2	3/8	5/16	1 1/16	1 1/16	7.5
5 B 40 SD	3.6	4.0	4.35	E-1	SD	2	2 1/16	0	1 1/16	1 1/16	7.0	6 B 40 SD	E-1	SD	2	3/8	0	1 1/16	1 1/16	8.0
5 B 42 SD	3.8	4.2	4.55	E-1	SD	2	2 1/16	0	1 1/16	1 1/16	7.5	6 B 42 SD	E-1	SD	2	3/8	0	1 1/16	1 1/16	9.0
5 B 44 SD	4.0	4.4	4.75	E-1	SD	2	2 1/16	0	1 1/16	1 1/16	8.0	6 B 44 SD	E-1	SD	2	3/8	0	1 1/16	1 1/16	9.5
5 B 46 SD	4.2	4.6	4.95	A-1	SD	2	1 1/16	1 1/16	1 1/16	1 1/2	9.0	6 B 46 SD	A-1	SD	2	2 1/4	1 1/16	1 1/16	2 1/2	10.0
5 B 48 SD	4.4	4.8	5.15	A-1	SD	2	1 1/16	1 1/16	1 1/16	1 1/2	9.5	6 B 48 SD	A-1	SD	2	2 1/4	1 1/16	1 1/16	2 1/2	10.5
5 B 50 SD	4.6	5.0	5.35	A-1	SD	2	1 1/16	1 1/16	1 1/16	1 1/2	10.0	6 B 50 SD	A-1	SD	2	2 1/4	1 1/16	1 1/16	2 1/2	11.0
5 B 52 SD	4.8	5.2	5.75	A-1	SD	2	1 1/16	1 1/16	1 1/16	1 1/2	10.5	6 B 52 SD	A-1	SD	2	2 1/4	1 1/16	1 1/16	2 1/2	11.5
5 B 54 SK	5.0	5.4	5.75	A-1	SK	2 1/2	5/8	1 1/16	1 1/16	1 1/16	11.0	6 B 54 SK	A-1	SK	2 1/2	5/8	1 1/16	1 1/16	2 3/16	12.0
5 B 56 SK	5.2	5.6	5.95	A-1	SK	2 1/2	5/8	1 1/16	1 1/16	1 1/16	11.5	6 B 56 SK	A-1	SK	2 1/2	5/8	1 1/16	1 1/16	2 3/16	13.0
5 B 58 SK	5.4	5.8	6.15	A-1	SK	2 1/2	5/8	1 1/16	1 1/16	1 1/16	12.0	6 B 58 SK	A-1	SK	2 1/2	5/8	1 1/16	1 1/16	2 3/16	14.0
5 B 60 SK	5.6	6.0	6.35	A-1	SK	2 1/2	5/8	1 1/16	1 1/16	1 1/16	13.0	6 B 60 SK	A-1	SK	2 1/2	5/8	1 1/16	1 1/16	2 3/16	15.0
5 B 62 SK	5.8	6.2	6.55	A-1	SK	2 1/2	5/8	1 1/16	1 1/16	1 1/16	14.0	6 B 62 SK	A-1	SK	2 1/2	5/8	1 1/16	1 1/16	2 3/16	16.0
5 B 64 SK	6.0	6.4	6.75	A-1	SK	2 1/2	5/8	1 1/16	1 1/16	1 1/16	15.0	6 B 64 SK	A-1	SK	2 1/2	5/8	1 1/16	1 1/16	2 3/16	17.0
5 B 66 SK	6.2	6.6	6.95	A-1	SK	2 1/2	5/8	1 1/16	1 1/16	1 1/16	16.0	6 B 66 SK	A-1	SK	2 1/2	5/8	1 1/16	1 1/16	2 3/16	18.0
5 B 68 SK	6.4	6.8	7.15	A-1	SK	2 1/2	5/8	1 1/16	1 1/16	1 1/16	17.0	6 B 68 SK	A-1	SK	2 1/2	5/8	1 1/16	1 1/16	2 3/16	19.0
5 B 70 SF	6.6	7.0	7.35	A-1	SF	2 1/2	5/8	1 1/16	2 1/16	1 1/16	18.0	6 B 70 SF	A-1	SF	2 1/2	1	1 1/16	2 1/16	1 1/16	19.5
5 B 74 SF	7.0	7.4	7.75	A-1	SF	2 1/2	5/8	1 1/16	2 1/16	1 1/16	20.0	6 B 74 SF	A-1	SF	2 1/2	1	1 1/16	2 1/16	1 1/16	22.0
5 B 80 SF	7.6	8.0	8.35	A-1	SF	2 1/2	5/8	1 1/16	2 1/16	1 1/16	23.0	6 B 80 SF	A-1	SF	2 1/2	1	1 1/16	2 1/16	1 1/16	25.0
5 B 86 SF	8.2	8.6	8.95	A-2	SF	2 1/2	5/8	1 1/16	2 1/16	1 1/16	24.0	6 B 86 SF	A-2	SF	2 1/2	1	1 1/16	2 1/16	1 1/16	28.0
5 B 94 SF	9.0	9.4	9.75	A-2	SF	2 1/2	5/8	1 1/16	2 1/16	1 1/16	26.0	6 B 94 SF	A-2	SF	2 1/2	1	1 1/16	2 1/16	1 1/16	29.0
5 B 110 SF	10.6	11.0	11.35	A-2	SF	2 1/2	5/8	1 1/16	2 1/16	1 1/16	32.0	6 B 110 SF	A-2	SF	2 1/2	1	1 1/16	2 1/16	1 1/16	30.0
5 B 124 SF	12.0	12.4	12.75	A-3	SF	2 1/2	5/8	1 1/16	2 1/16	1 1/16	35.0	6 B 124 SF	A-3	SF	2 1/2	1	1 1/16	2 1/16	1 1/16	40.0
5 B 136 SF	13.2	13.6	13.95	A-3	SF	2 1/2	5/8	1 1/16	2 1/16	1 1/16	36.0	6 B 136 SF	A-3	SF	2 1/2	1	1 1/16	2 1/16	1 1/16	45.0
5 B 154 SF	15.0	15.4	15.75	A-3	SF	2 1/2	5/8	1 1/16	2 1/16	1 1/16	46.0	6 B 154 SF	A-3	SF	2 1/2	1	1 1/16	2 1/16	1 1/16	46.0
5 B 160 SF	15.6	16.0	16.35	A-3	SF	2 1/2	5/8	1 1/16	2 1/16	1 1/16	48.0	6 B 160 SF	A-3	SF	2 1/2	1	1 1/16	2 1/16	1 1/16	50.0
5 B 184 SF	18.0	18.4	18.75	A-3	SF	2 1/2	5/8	1 1/16	2 1/16	1 1/16	50.0	6 B 184 SF	A-3	SF	2 1/2	1	1 1/16	2 1/16	1 1/16	60.0
5 B 200 E	19.6	20.0	20.35	A-3	E	3 1/2	5/8	1 1/4	2 1/2	1	72.0	6 B 200 E	A-3	E	3 1/2	1/2	1 1/8	2 1/2	1 1/8	78.0
5 B 250 E	24.6	25.0	25.35	A-3	E	3 1/2	5/8	1 1/4	2 1/2	1	90.0	6 B 250 E	A-3	E	3 1/2	1/2	1 1/8	2 1/2	1 1/8	98.0
5 B 300 E	29.6	30.0	30.35	A-3	E	3 1/2	5/8	1 1/4	2 1/2	1	108.0	6 B 300 E	A-3	E	3 1/2	1/2	1 1/8	2 1/2	1 1/8	109.0
5 B 380 E	37.6	38.0	38.35	A-3	E	3 1/2	5/8	1 1/4	2 1/2	1	145.0	6 B 380 E	A-3	E	3 1/2	1/2	1 1/8	2 1/2	1 1/8	173.0

Weights do not include bushings. See page B-7 for additional bushing dimensions.

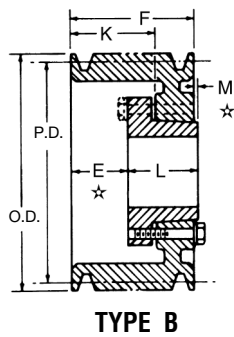
A-B Combination Groove Conventional Stock QD Sheaves

Martin

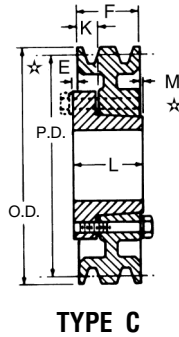
V-BELT DRIVES



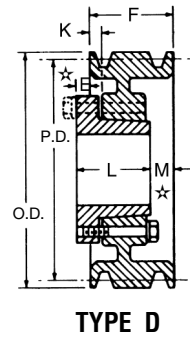
TYPE A



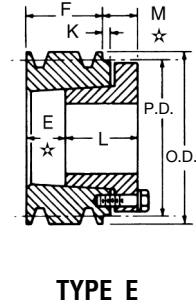
TYPE B



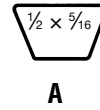
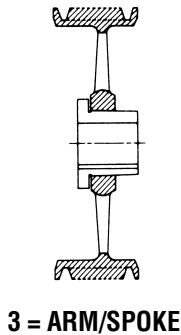
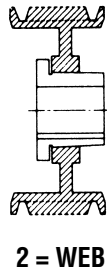
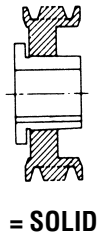
TYPE C



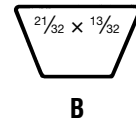
TYPE D



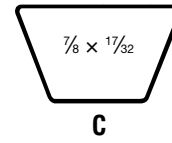
TYPE E



A



B



C

1 = SOLID

2 = WEB

3 = ARM/SPOKE

Dimensions in inches, weight in pounds

8 Groove F = 6 1/4											10 Groove F = 7 1/4										
Part Number	PD		OD	Type	Bush	Bush Max. Bore	E	K	L Thru Bore	M	Wt. Less Bush	Part Number	Type	Bush	Bush Max. Bore	E	K	L Thru Bore	M	Wt. Less Bush	
	A Belts	B Belts																			
8 B 54 SK	5.0	5.4	5.75	A-1	SK	2 1/2	1 1/8	1 1/8	1 1/8	3 3/8	14.0	10 B 54 SK	A-1	SK	2 1/2	1 1/8	2 1/8	1 1/8	3 3/8	15.0	
8 B 56 SK	5.2	5.6	5.95	A-1	SK	2 1/2	1 1/8	1 1/8	1 1/8	3 3/8	16.0	10 B 56 SK	A-1	SK	2 1/2	1 1/8	2 1/8	1 1/8	3 3/8	18.0	
8 B 58 SK	5.4	5.8	6.15	A-1	SK	2 1/2	1 1/8	1 1/8	1 1/8	3 3/8	16.5	10 B 58 SK	A-1	SK	2 1/2	1 1/8	2 1/8	1 1/8	3 3/8	20.0	
8 B 60 SF	5.6	6.0	6.35	A-1	SF	2 1/2	1 1/8	1 1/8	2 1/8	3 3/8	17.0	10 B 60 SF	A-1	SF	2 1/2	1 1/8	2 1/8	2 1/8	3 3/8	22.0	
8 B 62 SF	5.8	6.2	6.55	A-1	SF	2 1/2	1 1/8	1 1/8	2 1/8	3 3/8	18.0	10 B 62 SF	A-1	SF	2 1/2	1 1/8	2 1/8	2 1/8	3 3/8	24.0	
8 B 64 SF	6.0	6.4	6.75	A-1	SF	2 1/2	1 1/8	1 1/8	2 1/8	3 3/8	18.5	10 B 64 SF	A-1	SF	2 1/2	1 1/8	2 1/8	2 1/8	3 3/8	25.0	
8 B 66 SF	6.2	6.6	6.95	A-1	SF	2 1/2	1 1/8	1 1/8	2 1/8	3 3/8	21.0	10 B 66 SF	A-1	SF	2 1/2	1 1/8	2 1/8	2 1/8	3 3/8	26.0	
8 B 68 SF	6.4	6.8	7.15	A-1	SF	2 1/2	1 1/8	1 1/8	2 1/8	3 3/8	22.0	10 B 68 SF	A-1	SF	2 1/2	1 1/8	2 1/8	2 1/8	3 3/8	27.0	
8 B 70 SF	6.6	7.0	7.35	A-1	SF	2 1/2	1 1/8	1 1/8	2 1/8	3 3/8	22.5	10 B 70 SF	A-1	SF	2 1/2	1 1/8	2 1/8	2 1/8	3 3/8	28.0	
8 B 74 SF	7.0	7.4	7.75	A-1	SF	2 1/2	1 1/8	1 1/8	2 1/8	3 3/8	25.0	10 B 74 SF	A-1	SF	2 1/2	1 1/8	2 1/8	2 1/8	3 3/8	31.0	
8 B 80 SF	7.6	8.0	8.35	A-1	SF	2 1/2	1 1/8	1 1/8	2 1/8	3 3/8	29.0	10 B 80 SF	A-1	SF	2 1/2	1 1/8	2 1/8	2 1/8	3 3/8	35.0	
8 B 86 E	8.2	8.6	8.95	A-1	E	3 1/2	1 1/2	2 1/2	2 1/2	2 1/2	34.0	10 B 86 E	A-1	E	3 1/2	2 1/2	3 1/2	2 1/2	2 1/2	38.0	
8 B 94 E	9.0	9.4	9.75	A-1	E	3 1/2	1 1/2	2 1/2	2 1/2	2 1/2	40.0	10 B 94 E	A-1	E	3 1/2	2 1/2	3 1/2	2 1/2	2 1/2	45.0	
8 B 110 E	10.6	11.0	11.35	A-2	E	3 1/2	1 1/2	2 1/2	2 1/2	2 1/2	47.0	10 B 110 E	A-2	E	3 1/2	2 1/2	3 1/2	2 1/2	2 1/2	53.0	
8 B 124 E	12.0	12.4	12.75	A-3	E	3 1/2	1 1/2	2 1/2	2 1/2	2 1/2	52.0	10 B 124 E	A-3	E	3 1/2	2 1/2	3 1/2	2 1/2	2 1/2	63.0	
8 B 136 E	13.2	13.6	13.95	A-3	E	3 1/2	1 1/2	2 1/2	2 1/2	2 1/2	60.0	10 B 136 F	A-3	F	3 3/8	1 1/8	2 1/8	3 1/2	3 3/8	78.0	
8 B 154 E	15.0	15.4	15.75	A-3	E	3 1/2	1 1/2	2 1/2	2 1/2	2 1/2	82.0	10 B 154 F	A-3	F	3 3/8	1 1/8	2 1/8	3 1/2	3 3/8	90.0	
8 B 160 E	15.6	16.0	16.35	A-3	E	3 1/2	1 1/2	2 1/2	2 1/2	2 1/2	90.0	10 B 160 F	A-3	F	3 3/8	1 1/8	2 1/8	3 1/2	3 3/8	96.0	
8 B 184 F	18.0	18.4	18.75	A-3	F	3 3/8	1 1/8	1 1/8	3 1/2	2 1/2	110.0	10 B 184 F	A-3	F	3 3/8	1 1/8	2 1/8	3 1/2	3 3/8	113.0	
8 B 200 F	19.6	20.0	20.35	A-3	F	3 3/8	1 1/8	1 1/8	3 1/2	2 1/2	122.0	10 B 200 F	A-3	F	3 3/8	1 1/8	2 1/8	3 1/2	3 3/8	114.0	
8 B 250 F	24.6	25.0	25.35	A-3	F	3 3/8	1 1/8	1 1/8	3 1/2	2 1/2	138.0	10 B 250 F	A-3	F	3 3/8	1 1/8	2 1/8	3 1/2	3 3/8	138.0	
8 B 300 F	29.6	30.0	30.35	A-3	F	3 3/8	1 1/8	1 1/8	3 1/2	2 1/2	168.0	10 B 300 F	A-3	F	3 3/8	1 1/8	2 1/8	3 1/2	3 3/8	200.0	
8 B 380 F	37.6	38.0	38.35	A-3	F	3 3/8	1 1/8	1 1/8	3 1/2	2 1/2	222.0	10 B 380 J	A-3	J	4 1/2	3/8	1 1/8	4 1/2	2 1/2	279.0	

E and M dimensions are nominal and will vary depending on shaft tolerances. Type E sheaves are drilled for reverse mounting only.



Conventional Stock QD Sheaves C

Dimensions in inches, weight in pounds

1 Groove											2 Groove								
F = 1 3/8											F = 2 3/8								
Part Number	PD C Belt	OD	Type	Bush	Bush Max. Bore	E	K	L Thru Bore	M	Wt. Less Bush	Part Number	Type	Bush	Bush Max. Bore	E	K	L Thru Bore	M	Wt. Less Bush
1 C 60 SK	6.00	6.40	C-1	SK	2 5/8	3/8	1/2	1 1/8	0	9.4	2 C 60 SF	A-1	SF	2 1/8	3/8	7/8	2 1/8	3/8	8.0
1 C 70 SF	7.00	7.40	C-1	SF	2 5/8	3/8	1/2	2 1/8	1/8	9.8	2 C 70 SF	A-1	SF	2 1/8	3/8	1 1/8	2 1/8	3/8	12.0
1 C 75 SF	7.50	7.90	C-1	SF	2 5/8	3/8	1/2	2 1/8	1/8	11.0	2 C 75 SF	A-1	SF	2 1/8	3/8	1 3/8	2 1/8	3/8	15.0
1 C 80 SF	8.00	8.40	C-1	SF	2 5/8	3/8	1/2	2 1/8	1/8	13.0	2 C 80 SF	A-1	SF	2 1/8	3/8	1 3/8	2 1/8	3/8	16.0
1 C 85 SF	8.50	8.90	C-1	SF	2 5/8	3/8	1/2	2 1/8	1/8	13.3	2 C 85 SF	A-1	SF	2 1/8	3/8	1 3/8	2 1/8	3/8	19.0
1 C 90 SF	9.00	9.40	C-3	SF	2 5/8	3/8	1/2	2 1/8	1/8	13.5	2 C 90 SF	A-2	SF	2 1/8	3/8	1 3/8	2 1/8	3/8	19.5
1 C 95 SF	9.50	9.90	C-3	SF	2 5/8	3/8	1/2	2 1/8	1/8	13.8	2 C 95 SF	A-2	SF	2 1/8	3/8	1 3/8	2 1/8	3/8	21.0
1 C 100 SF	10.00	10.40	C-3	SF	2 5/8	3/8	1/2	2 1/8	1/8	14.0	2 C 100 SF	A-2	SF	2 1/8	3/8	1 3/8	2 1/8	3/8	22.0
1 C 105 SF	10.50	10.90	C-3	SF	2 5/8	3/8	1/2	2 1/8	1/8	15.0	2 C 105 SF	A-2	SF	2 1/8	3/8	1 3/8	2 1/8	3/8	25.0
1 C 110 SF	11.00	11.40	C-3	SF	2 5/8	3/8	1/2	2 1/8	1/8	15.8	2 C 110 SF	A-3	SF	2 1/8	3/8	1 3/8	2 1/8	3/8	26.0
1 C 120 SF	12.00	12.40	C-3	SF	2 5/8	3/8	1/2	2 1/8	1/8	17.0	2 C 120 SF	D-3	SF	2 1/8	3/8	1 3/8	2 1/8	3/8	29.0
1 C 130 SF	13.00	13.40	C-3	SF	2 5/8	3/8	1/2	2 1/8	1/8	18.0	2 C 130 SF	D-3	SF	2 1/8	3/8	1 3/8	2 1/8	3/8	31.0
1 C 140 SF	14.00	14.40	C-3	SF	2 5/8	3/8	1/2	2 1/8	1/8	20.0	2 C 140 SF	D-3	SF	2 1/8	3/8	1 3/8	2 1/8	3/8	35.0
1 C 150 SF	15.00	15.40	C-3	SF	2 5/8	3/8	1/2	2 1/8	1/8	21.0	2 C 150 SF	D-3	SF	2 1/8	3/8	1 3/8	2 1/8	3/8	39.0
1 C 160 SF	16.00	16.40	C-3	SF	2 5/8	3/8	1/2	2 1/8	1/8	24.0	2 C 160 SF	D-3	SF	2 1/8	3/8	1 3/8	2 1/8	3/8	43.0
1 C 180 SF	18.00	18.40	C-3	SF	2 5/8	3/8	1/2	2 1/8	1/8	27.0	2 C 180 SF	D-3	SF	2 1/8	3/8	1 3/8	2 1/8	3/8	48.0
1 C 200 SF	20.00	20.40	C-3	SF	2 5/8	3/8	1/2	2 1/8	1/8	31.0	2 C 200 SF	D-3	SF	2 1/8	3/8	1 3/8	2 1/8	3/8	55.0
1 C 240 SF	24.00	24.40	C-3	SF	2 5/8	3/8	1/2	2 1/8	1/8	37.0	2 C 240 SF	D-3	SF	2 1/8	3/8	1 3/8	2 1/8	3/8	65.0
	27.00	27.40									2 C 270 F	C-3	F	3 1/8	1 1/8	5/8	3 3/8	3/8	107.0
	30.00	30.40									2 C 300 F	C-3	F	3 1/8	1 1/8	5/8	3 3/8	3/8	115.0

V-BELT DRIVES

Dimensions in inches, weight in pounds

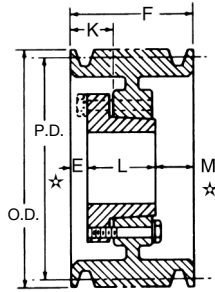
3 Groove											4 Groove									
F = 3 3/8											F = 4 3/8									
Part Number	PD C Belt	OD	Type	Bush	Bush Max. Bore	E	K	L Thru Bore	M	Wt. Less Bush	Part Number	Type	Bush	Bush Max. Bore	E	K	L Thru Bore	M	Wt. Less Bush	
3 C 50 SD	5.00	5.40	A-1	SD	2	3/8	1 1/4	1 1/8	1 5/8	8.0	4 C 50 SD	A-1	SD	2	5/8	1 1/4	1 1/8	1 1/8	1 1/8	10.0
3 C 54 SD	5.40	5.80	A-1	SD	2	1 1/8	1 1/8	1 1/8	7/8	9.0	4 C 54 SD	A-1	SD	2	1 1/8	1 1/8	1 1/8	1 1/8	1 1/8	12.0
3 C 55 SD	5.50	5.90	A-1	SD	2	1 1/8	1 1/8	1 1/8	7/8	10.0	4 C 55 SD	A-1	SD	2	1 1/8	1 1/8	1 1/8	1 1/8	1 1/8	12.4
3 C 56 SD	5.60	6.00	A-1	SD	2	1 1/8	1 1/8	1 1/8	7/8	11.0	4 C 56 SD	A-1	SD	2	1 1/8	1 1/8	1 1/8	1 1/8	1 1/8	12.4
3 C 60 SF	6.00	6.40	A-1	SF	2 1/8	3/8	7/8	2 1/8	1 1/8	12.0	4 C 60 SF	A-1	SF	2 1/8	3/8	7/8	2 1/8	2 1/8	2 1/8	12.6
3 C 70 SF	7.00	7.40	A-1	SF	2 1/8	3/8	1 1/8	2 1/8	1 1/8	14.0	4 C 70 SF	A-2	SF	2 1/8	3/8	7/8	1 1/8	2 1/8	1 1/8	13.0
3 C 75 SF	7.50	7.90	A-1	SF	2 1/8	3/8	1 1/8	2 1/8	1 1/8	17.0	4 C 75 SF	A-2	SF	2 1/8	3/8	7/8	1 1/8	2 1/8	1 1/8	19.0
3 C 80 E	8.00	8.40	B-1	E	3 1/2	7/8	1 1/2	2 1/2	1 1/8	19.0	4 C 80 E	A-2	E	3 1/2	1 1/8	2	2 1/2	1 1/8	24.0	
3 C 85 E	8.50	8.90	B-1	E	3 1/2	7/8	1 1/2	2 1/2	1 1/8	22.0	4 C 85 E	A-1	E	3 1/2	1 1/8	2	2 1/2	1 1/8	27.0	
3 C 90 E	9.00	9.40	B-1	E	3 1/2	7/8	1 1/2	2 1/2	1 1/8	26.0	4 C 90 E	A-1	E	3 1/2	1 1/8	2	2 1/2	1 1/8	30.0	
3 C 95 E	9.50	9.90	B-1	E	3 1/2	7/8	1 1/2	2 1/2	1 1/8	29.0	4 C 95 E	A-1	E	3 1/2	1 1/8	2	2 1/2	1 1/8	33.0	
3 C 100 E	10.00	10.40	B-1	E	3 1/2	7/8	1 1/2	2 1/2	1 1/8	27.0	4 C 100 E	A-1	E	3 1/2	1 1/8	2	2 1/2	1 1/8	35.0	
3 C 105 E	10.50	10.90	B-2	E	3 1/2	7/8	1 1/2	2 1/2	1 1/8	31.0	4 C 105 E	A-2	E	3 1/2	1 1/8	2	2 1/2	1 1/8	40.0	
3 C 110 E	11.00	11.40	B-2	E	3 1/2	7/8	1 1/2	2 1/2	1 1/8	38.0	4 C 110 E	A-1	E	3 1/2	1 1/8	2	2 1/2	1 1/8	45.0	
3 C 120 E	12.00	12.40	B-3	E	3 1/2	7/8	1 1/2	2 1/2	1 1/8	40.0	4 C 120 E	A-1	E	3 1/2	1 1/8	2	2 1/2	1 1/8	48.0	
3 C 130 E	13.00	13.40	B-3	E	3 1/2	7/8	1 1/2	2 1/2	1 1/8	43.0	4 C 130 E	A-3	E	3 1/2	1 1/8	2	2 1/2	1 1/8	49.0	
3 C 140 E	14.00	14.40	B-3	E	3 1/2	7/8	1 1/2	2 1/2	1 1/8	46.0	4 C 140 E	A-3	E	3 1/2	1 1/8	2	2 1/2	1 1/8	56.0	
3 C 150 E	15.00	15.40	B-3	E	3 1/2	7/8	1 1/2	2 1/2	1 1/8	52.0	4 C 150 E	A-3	E	3 1/2	1 1/8	2	2 1/2	1 1/8	62.0	
3 C 160 E	16.00	16.40	B-3	E	3 1/2	7/8	1 1/2	2 1/2	1 1/8	58.0	4 C 160 E	A-3	E	3 1/2	1 1/8	2	2 1/2	1 1/8	68.0	
3 C 180 E	18.00	18.40	B-3	E	3 1/2	7/8	1 1/2	2 1/2	1 1/8	67.0	4 C 180 E	A-3	E	3 1/2	1 1/8	2	2 1/2	1 1/8	74.0	
3 C 200 E	20.00	20.40	A-3	E	3 1/2	7/8	1 1/2	2 1/2	1 1/8	70.0	4 C 200 E	A-3	E	3 1/2	5/8	1 1/2	2 1/2	1 1/8	81.0	
3 C 240 E	24.00	24.40	A-3	E	3 1/2	7/8	1 1/2	2 1/2	1 1/8	90.0	4 C 240 F	A-3	F	3 1/8	5/8	1 1/8	3 3/8	7/8	120.0	
3 C 270 F	27.00	27.40	C-3	F	3 3/8	3/8	1 1/8	3 3/8	3/8	124.0	4 C 270 F	A-3	F	3 3/8	5/8	1 1/8	3 3/8	7/8	138.0	
3 C 300 F	30.00	30.40	C-3	F	3 3/8	3/8	1 1/8	3 3/8	3/8	130.0	4 C 300 F	A-3	F	3 3/8	5/8	1 1/8	3 3/8	7/8	166.0	
3 C 360 F	36.00	36.40	C-3	F	3 3/8	3/8	1 1/8	3 3/8	3/8	166.0	4 C 360 F	A-3	F	3 3/8	5/8	1 1/8	3 3/8	7/8	176.0	
3 C 440 F	44.00	44.40	C-3	F	3 3/8	3/8	1 1/8	3 3/8	3/8	208.0	4 C 440 J	B-3	J	4 1/2	3/8	1 1/8	4 1/2	1/2	254.0	
3 C 500 F	50.00	50.40	C-3	F	3 3/8	3/8	1 1/8	3 3/8	3/8	250.0	4 C 500 J	B-3	J	4 1/2	3/8	1 1/8	4 1/2	1/2	318.0	

Weights do not include bushings. See page B-7 for additional bushing dimensions.

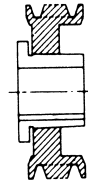
C Conventional Stock QD Sheaves



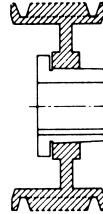
V-BELT DRIVES



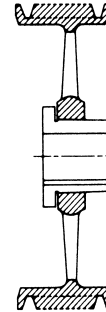
TYPE A



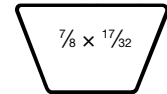
1 = SOLID



2 = WEB



3 = ARM/SPOKE



C

Dimensions in inches, weight in pounds

5 Groove F = 5 3/8											6 Groove F = 6 3/8								
Part Number	PD		Type	Bush	Bush Max. Bore	E	K	L Thru Bore	M	Wt. Less Bush	Part Number	Type	Bush	Bush Max. Bore	E	K	L Thru Bore	M	Wt. Less Bush
	C Belt	OD																	
5 C 60 SF	6.00	6.40	A-1	SF	2 1/16	3/8	7/8	2 1/16	3 3/8	14.0	6 C 60 SF	A-1	SF	2 1/16	3/8	7/8	2 1/16	4 1/8	16.0
5 C 70 SF	7.00	7.40	A-1	SF	2 1/16	1 1/4	1 1/16	2 1/16	2 1/16	19.0	6 C 70 SF	A-1	SF	2 1/16	1 1/4	1 1/16	2 1/16	3 3/8	22.0
5 C 75 SF	7.50	7.90	A-1	SF	2 1/16	1 1/4	1 1/16	2 1/16	2 1/16	22.0	6 C 75 SF	A-1	SF	2 1/16	1 1/4	1 1/16	2 1/16	3 3/8	25.0
5 C 80 E	8.00	8.40	A-1	E	3 1/2	1 1/2	2 3/8	2 3/8	1 1/4	28.0	6 C 80 E	A-1	E	3 1/2	1 1/2	2 3/8	2 3/8	2 1/2	31.0
5 C 85 E	8.50	8.90	A-1	E	3 1/2	1 1/2	2 3/8	2 3/8	1 1/4	31.0	6 C 85 E	A-1	E	3 1/2	1 1/2	2 3/8	2 3/8	2 1/2	35.0
5 C 90 E	9.00	9.40	A-1	E	3 1/2	1 1/2	2 3/8	2 3/8	1 1/4	32.0	6 C 90 F	A-1	F	3 1/16	1 1/8	2 1/16	3 3/8	1 3/8	40.0
5 C 95 E	9.50	9.90	A-1	E	3 1/2	1 1/2	2 3/8	2 3/8	1 1/4	36.0	6 C 95 F	A-1	F	3 1/16	1 1/8	2 1/16	3 3/8	1 3/8	44.0
5 C 100 E	10.00	10.40	A-2	E	3 1/2	1 1/2	2 3/8	2 3/8	1 1/4	38.0	6 C 100 F	A-1	F	3 1/16	1 1/8	2 1/16	3 3/8	1 3/8	50.0
5 C 105 E	10.50	10.90	A-2	E	3 1/2	1 1/2	2 3/8	2 3/8	1 1/4	43.0	6 C 105 F	A-1	F	3 1/16	1 1/8	2 1/16	3 3/8	1 3/8	56.0
5 C 110 E	11.00	11.40	A-1	E	3 1/2	1 1/2	2 3/8	2 3/8	1 1/4	50.0	6 C 110 F	A-1	F	3 1/16	1 1/8	2 1/16	3 3/8	1 3/8	60.0
5 C 120 E	12.00	12.40	A-1	E	3 1/2	1 1/2	2 3/8	2 3/8	1 1/4	55.0	6 C 120 F	A-1	F	3 1/16	1 1/8	2 1/16	3 3/8	1 3/8	65.0
5 C 130 E	13.00	13.40	A-3	E	3 1/2	1 1/2	2 3/8	2 3/8	1 1/4	58.0	6 C 130 F	A-3	F	3 1/16	1 1/8	2 1/16	3 3/8	1 3/8	67.0
5 C 140 E	14.00	14.40	A-3	E	3 1/2	1 1/2	2 3/8	2 3/8	1 1/4	61.0	6 C 140 F	A-3	F	3 1/16	1 1/8	2 1/16	3 3/8	1 3/8	75.0
5 C 150 E	15.00	15.40	A-3	E	3 1/2	1 1/2	2 3/8	2 3/8	1 1/4	69.0	6 C 150 F	A-3	F	3 1/16	1 1/8	2 1/16	3 3/8	1 3/8	91.0
5 C 160 E	16.00	16.40	A-3	E	3 1/2	1 1/2	2 3/8	2 3/8	1 1/4	75.0	6 C 160 F	A-3	F	3 1/16	1 1/8	2 1/16	3 3/8	1 3/8	93.0
5 C 180 E	18.00	18.40	A-3	E	3 1/2	1 1/2	2 3/8	2 3/8	1 1/4	85.0	6 C 180 F	A-3	F	3 1/16	1 1/8	2 1/16	3 3/8	1 3/8	106.0
5 C 200 F	20.00	20.40	A-3	F	3 3/16	5/8	1 1/8	3 3/8	1 1/8	108.0	6 C 200 F	A-3	F	3 1/16	1 5/16	1 3/8	3 3/8	1 3/8	125.0
5 C 240 F	24.00	24.40	A-3	F	3 3/16	5/8	1 1/8	3 3/8	1 1/8	124.0	6 C 240 F	A-3	F	3 1/16	1 5/16	1 3/8	3 3/8	1 3/8	162.0
5 C 270 F	27.00	27.40	A-3	F	3 3/16	5/8	1 1/8	3 3/8	1 1/8	154.0	6 C 270 J	A-3	J	3 3/16	3/8	1 3/8	4 1/2	1 1/2	190.0
5 C 300 F	30.00	30.40	A-3	F	3 3/16	5/8	1 1/8	3 3/8	1 1/8	174.0	6 C 300 J	A-3	J	4 1/2	3/8	1 3/8	4 1/2	1 1/2	229.0
5 C 360 J	36.00	36.40	A-3	J	4 1/2	3/8	1 3/8	4 1/2	1/2	226.0	6 C 360 J	A-3	J	4 1/2	3/8	1 3/8	4 1/2	1 1/2	270.0
5 C 440 J	44.00	44.40	A-3	J	4 1/2	3/8	1 3/8	4 1/2	1/2	289.0	6 C 440 J	A-3	J	4 1/2	3/8	1 3/8	4 1/2	1 1/2	301.0
5 C 500 J	50.00	50.40	A-3	J	4 1/2	3/8	1 3/8	4 1/2	1/2	316.0	6 C 500 M	B-3	M	5 1/2	1/2	1 3/8	6 1/2	7/8	444.0

★ E and M dimensions are nominal and will vary depending on shaft tolerances. Type E sheaves are drilled for reverse mounting only.

Dimensions in inches, weight in pounds

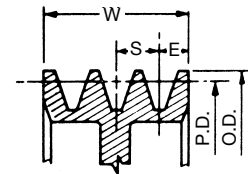
8 Groove											10 Groove								
F = 8 ³ / ₈											F = 10 ³ / ₈								
Part Number	PD	OD	Type	Bush	Bush Max. Bore	E	K	L Thru Bore	M	Wt. Less Bush	Part Number	Type	Bush	Bush Max. Bore	E	K	L Thru Bore	M	Wt. Less Bush
	C Belt																		
8 C 70 SF	7.00	7.40	A-1	SF	2 ³ / ₈	2 ³ / ₈	3	2 ¹ / ₈	4	35.0	10 C 80 E	A-1	E	3 ³ / ₈	2 ³ / ₈	3 ¹ / ₄	2 ³ / ₈	5 ³ / ₈	42.8
8 C 80 E	8.00	8.40	A-1	E	3 ¹ / ₂	2 ³ / ₈	3 ³ / ₄	2 ³ / ₈	3 ³ / ₈	36.6	10 C 85 E	A-1	E	3 ³ / ₈	2 ³ / ₈	3 ¹ / ₄	2 ³ / ₈	5 ³ / ₈	48.5
8 C 85 E	8.50	8.90	A-1	E	3 ¹ / ₂	2 ³ / ₈	3 ³ / ₄	2 ³ / ₈	3 ³ / ₈	41.0	10 C 90 J	A-1	J	4 ¹ / ₂	2 ³ / ₈	3 ³ / ₈	4 ¹ / ₂	3 ³ / ₈	54.0
8 C 90 F	9.00	9.40	A-1	F	3 ³ / ₈	2 ³ / ₈	3 ³ / ₈	3 ³ / ₈	2 ¹ / ₈	50.0	10 C 95 J	A-1	J	4 ¹ / ₂	2 ³ / ₈	3 ³ / ₈	4 ¹ / ₂	3 ³ / ₈	60.0
8 C 95 F	9.50	9.90	A-1	F	3 ³ / ₈	2 ³ / ₈	3 ³ / ₈	3 ³ / ₈	2 ¹ / ₈	51.0	10 C 100 J	A-1	J	4 ¹ / ₂	2 ³ / ₈	3 ³ / ₈	4 ¹ / ₂	3 ³ / ₈	68.0
8 C 100 F	10.00	10.40	A-1	F	3 ³ / ₈	2 ³ / ₈	3 ³ / ₈	3 ³ / ₈	2 ¹ / ₈	60.0	10 C 105 J	A-1	J	4 ¹ / ₂	2 ³ / ₈	3 ³ / ₈	4 ¹ / ₂	3 ³ / ₈	75.0
8 C 105 F	10.50	10.90	A-1	F	3 ³ / ₈	2 ³ / ₈	3 ³ / ₈	3 ³ / ₈	2 ¹ / ₈	67.0	10 C 110 J	A-1	J	4 ¹ / ₂	2 ³ / ₈	3 ³ / ₈	4 ¹ / ₂	3 ³ / ₈	90.0
8 C 110 F	11.00	11.40	A-1	F	3 ³ / ₈	2 ³ / ₈	3 ³ / ₈	3 ³ / ₈	2 ¹ / ₈	74.0	10 C 120 J	A-1	J	4 ¹ / ₂	2 ³ / ₈	3 ³ / ₈	4 ¹ / ₂	3 ³ / ₈	106.0
8 C 120 F	12.00	12.40	A-1	F	3 ³ / ₈	2 ³ / ₈	3 ³ / ₈	3 ³ / ₈	2 ¹ / ₈	87.0	10 C 130 J	A-2	J	4 ¹ / ₂	2 ³ / ₈	3 ³ / ₈	4 ¹ / ₂	3 ³ / ₈	110.0
8 C 130 F	13.00	13.40	A-3	F	3 ³ / ₈	2 ³ / ₈	3 ³ / ₈	3 ³ / ₈	2 ¹ / ₈	94.0	10 C 140 J	A-2	J	4 ¹ / ₂	2 ³ / ₈	3 ³ / ₈	4 ¹ / ₂	3 ³ / ₈	124.0
8 C 140 F	14.00	14.40	A-3	F	3 ³ / ₈	2 ³ / ₈	3 ³ / ₈	3 ³ / ₈	2 ¹ / ₈	99.0	10 C 150 J	A-2	J	4 ¹ / ₂	2 ³ / ₈	3 ³ / ₈	4 ¹ / ₂	3 ³ / ₈	138.0
8 C 150 F	15.00	15.40	A-2	F	3 ³ / ₈	2 ³ / ₈	3 ³ / ₈	3 ³ / ₈	2 ¹ / ₈	111.0	10 C 160 J	A-3	J	4 ¹ / ₂	2 ³ / ₈	3 ³ / ₈	4 ¹ / ₂	3 ³ / ₈	139.0
8 C 160 F	16.00	16.40	A-3	F	3 ³ / ₈	2 ³ / ₈	3 ³ / ₈	3 ³ / ₈	2 ¹ / ₈	112.0	10 C 180 J	A-3	J	4 ¹ / ₂	2 ³ / ₈	3 ³ / ₈	4 ¹ / ₂	3 ³ / ₈	168.0
8 C 180 F	18.00	18.40	A-3	F	3 ³ / ₈	2 ³ / ₈	3 ³ / ₈	3 ³ / ₈	2 ¹ / ₈	116.0	10 C 200 J	A-3	J	4 ¹ / ₂	2 ³ / ₈	3 ³ / ₈	4 ¹ / ₂	3 ³ / ₈	182.0
8 C 200 J	20.00	20.40	A-3	J	4 ¹ / ₂	3 ⁸ / ₈	1 ¹ / ₈	4 ¹ / ₂	3 ¹ / ₂	146.0	10 C 240 M	A-3	M	5 ¹ / ₂	1 ¹ / ₂	1 ¹ / ₈	6 ¹ / ₂	3 ¹ / ₂	272.0
8 C 240 J	24.00	24.40	A-3	J	4 ¹ / ₂	3 ⁸ / ₈	1 ¹ / ₈	4 ¹ / ₂	3 ¹ / ₂	195.0	10 C 300 M	A-3	M	5 ¹ / ₂	1 ¹ / ₂	1 ¹ / ₈	6 ¹ / ₂	3 ¹ / ₂	355.0
8 C 270 J	27.00	27.40	A-3	J	4 ¹ / ₂	3 ⁸ / ₈	1 ¹ / ₈	4 ¹ / ₂	3 ¹ / ₂	216.0	10 C 360 M	A-3	M	5 ¹ / ₂	1 ¹ / ₂	1 ¹ / ₈	6 ¹ / ₂	3 ¹ / ₂	455.0
8 C 300 J	30.00	30.40	A-3	J	4 ¹ / ₂	3 ⁸ / ₈	1 ¹ / ₈	4 ¹ / ₂	3 ¹ / ₂	268.0	10 C 440 M	A-3	M	5 ¹ / ₂	1 ¹ / ₂	1 ¹ / ₈	6 ¹ / ₂	3 ¹ / ₂	544.0
8 C 360 M	36.00	36.40	A-3	M	5 ¹ / ₂	1 ¹ / ₂	1 ¹ / ₈	6 ¹ / ₄	1 ¹ / ₈	338.0	10 C 500 M	A-3	M	5 ¹ / ₂	1 ¹ / ₂	1 ¹ / ₈	6 ¹ / ₂	3 ¹ / ₂	622.0
8 C 440 M	44.00	44.40	A-3	M	5 ¹ / ₂	1 ¹ / ₂	1 ¹ / ₈	6 ¹ / ₄	1 ¹ / ₈	413.0									
8 C 500 M	50.00	50.40	A-3	M	5 ¹ / ₂	1 ¹ / ₂	1 ¹ / ₈	6 ¹ / ₄	1 ¹ / ₈	474.0									

V-BELT DRIVES

Dimensions in inches, weight in pounds

12 Groove										
F = 12 ³ / ₈										
Part Number	PD	OD	Type	Bush	Bush Max. Bore	E	K	L Thru Bore	M	Wt. Less Bush
	C Belt									
12 C 90 J	9.00	9.40	A-1	J	4 ¹ / ₂	2 ³ / ₈	4 ¹ / ₈	4 ¹ / ₂	5	63.0
12 C 95 J	9.50	9.90	A-1	J	4 ¹ / ₂	2 ³ / ₈	4 ¹ / ₈	4 ¹ / ₂	5	75.0
12 C 100 J	10.00	10.40	A-1	J	4 ¹ / ₂	2 ³ / ₈	4 ¹ / ₈	4 ¹ / ₂	5	84.0
12 C 105 J	10.50	10.90	A-1	J	4 ¹ / ₂	2 ³ / ₈	4 ¹ / ₈	4 ¹ / ₂	5	86.0
12 C 110 J	11.00	11.40	A-1	J	4 ¹ / ₂	2 ³ / ₈	4 ¹ / ₈	4 ¹ / ₂	5	97.0
12 C 120 J	12.00	12.40	A-1	J	4 ¹ / ₂	2 ³ / ₈	4 ¹ / ₈	4 ¹ / ₂	5	119.0
12 C 130 J	13.00	13.40	A-2	J	4 ¹ / ₂	2 ³ / ₈	4 ¹ / ₈	4 ¹ / ₂	5	125.0
12 C 140 J	14.00	14.40	A-2	J	4 ¹ / ₂	2 ³ / ₈	4 ¹ / ₈	4 ¹ / ₂	5	139.0
12 C 150 J	15.00	15.40	A-2	J	4 ¹ / ₂	2 ³ / ₈	4 ¹ / ₈	4 ¹ / ₂	5	156.0
12 C 160 J	16.00	16.40	A-3	J	4 ¹ / ₂	2 ³ / ₈	4 ¹ / ₈	4 ¹ / ₂	5	175.0
12 C 180 J	18.00	18.40	A-3	J	4 ¹ / ₂	2 ³ / ₈	4 ¹ / ₈	4 ¹ / ₂	5	185.0
12 C 200 M	20.00	20.40	A-3	M	5 ¹ / ₂	1 ¹ / ₂	1 ¹ / ₈	6 ¹ / ₄	5 ¹ / ₈	228.0
12 C 240 M	24.00	24.40	A-3	M	5 ¹ / ₂	1 ¹ / ₂	1 ¹ / ₈	6 ¹ / ₄	5 ¹ / ₈	287.0
12 C 300 M	30.00	30.40	A-3	M	5 ¹ / ₂	1 ¹ / ₂	1 ¹ / ₈	6 ¹ / ₄	5 ¹ / ₈	350.0
12 C 360 M	36.00	36.40	A-3	M	5 ¹ / ₂	1 ¹ / ₂	1 ¹ / ₈	6 ¹ / ₄	5 ¹ / ₈	430.0
12 C 440 M	44.00	44.40	A-3	M	5 ¹ / ₂	1 ¹ / ₂	1 ¹ / ₈	6 ¹ / ₄	5 ¹ / ₈	565.0
12 C 500 M	50.00	50.40	A-3	M	5 ¹ / ₂	1 ¹ / ₂	1 ¹ / ₈	6 ¹ / ₄	5 ¹ / ₈	595.0

Weights do not include bushings. See page B-7 for additional bushing dimensions.



Combination Groove Dimensions

Belt Section	E	S	OD
"C"	1 ¹ / ₈	1	P.D. + .40

W = S(N-1) + 2E
 N = No. of Grooves

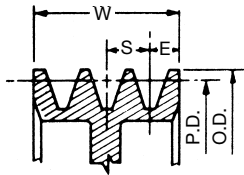
D Conventional Stock QD Sheaves



V-BELT DRIVES

Dimensions in inches, weight in pounds

3 Groove											4 Groove										
F = 4 5/16											F = 6 1/16										
Part Number	PD D Belt	OD	Type	Bush	Bush Max. Bore	E	K	L Thru Bore	M	Wt. Less Bush	Part Number	Type	Bush	Bush Max. Bore	E	K	L Thru Bore	M	Wt. Less Bush		
3 D 120 F	12.0	12.6	A-2	F	3 3/16	1/2	1 1/2	3 3/8	1/2	58.0	4 D 120 F	A-2	F	3 15/16	1 1/16	2 5/16	3 3/8	1 1/8	68.0		
3 D 130 F	13.0	13.6	A-2	F	3 3/16	1/2	1 1/2	3 3/8	1/2	63.0	4 D 130 F	A-2	F	3 3/16	1 1/16	2 5/16	3 3/8	1 1/8	78.0		
3 D 135 F	13.5	14.1	A-2	F	3 3/16	1/2	1 1/2	3 3/8	1/2	68.0	4 D 135 F	A-2	F	3 3/16	1 1/16	2 5/16	3 3/8	1 1/8	82.0		
3 D 140 F	14.0	14.6	A-2	F	3 3/16	1/2	1 1/2	3 3/8	1/2	71.0	4 D 140 F	A-2	F	3 3/16	1 1/16	2 5/16	3 3/8	1 1/8	91.0		
3 D 145 F	14.5	15.1	A-2	F	3 3/16	1/2	1 1/2	3 3/8	1/2	82.0	4 D 145 F	A-2	F	3 3/16	1 1/16	2 5/16	3 3/8	1 1/8	93.0		
3 D 150 F	15.0	15.6	A-2	F	3 3/16	1/2	1 1/2	3 3/8	1/2	86.0	4 D 150 F	A-2	F	3 3/16	1 1/16	2 5/16	3 3/8	1 1/8	99.0		
3 D 155 F	15.5	16.1	A-2	F	3 3/16	1/2	1 1/2	3 3/8	1/2	93.0	4 D 155 F	A-2	F	3 3/16	1 1/16	2 5/16	3 3/8	1 1/8	111.0		
3 D 160 F	16.0	16.6	A-2	F	3 3/16	1/2	1 1/2	3 3/8	1/2	95.0	4 D 160 F	A-2	F	3 3/16	1 1/16	2 5/16	3 3/8	1 1/8	122.0		
3 D 180 J	18.0	18.6	A-3	J	4 1/2	0	1 3/8	4 1/2	1/8	105.0	4 D 170 J	A-2	J	4 1/2	1 1/8	2 5/16	4 1/2	3/16	136.0		
3 D 200 J	20.0	20.6	A-2	J	4 1/2	0	1 3/8	4 1/2	1/8	148.0	4 D 180 J	A-3	J	4 1/2	1 1/8	2 5/16	4 1/2	3/16	141.0		
3 D 220 J	22.0	22.6	A-3	J	4 1/2	0	1 3/8	4 1/2	1/8	164.0	4 D 200 J	A-2	J	4 1/2	3/8	1 3/16	4 1/2	1 3/16	167.0		
3 D 270 J	27.0	27.6	A-3	J	4 1/2	0	1 3/8	4 1/2	1/8	180.0	4 D 220 J	A-3	J	4 1/2	3/8	1 3/16	4 1/2	1 3/16	183.0		
3 D 330 J	33.0	33.6	A-3	J	4 1/2	0	1 3/8	4 1/2	1/8	195.0	4 D 270 J	A-3	J	4 1/2	3/8	1 3/16	4 1/2	1 3/16	222.0		
3 D 400 J	40.0	40.6	A-3	J	4 1/2	0	1 3/8	4 1/2	1/8	260.0	4 D 330 M	B-3	M	5 1/2	1/2	1 15/16	6 1/4	1 3/16	315.0		
											4 D 400 M	B-3	M	5 1/2	1/2	1 15/16	6 1/4	1 3/16	337.0		



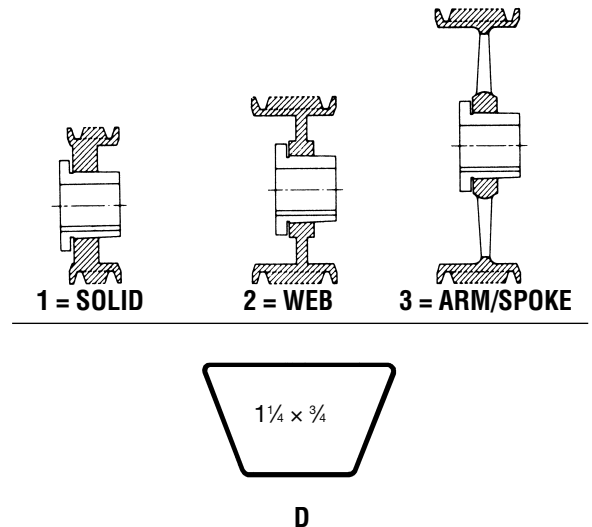
Groove Dimensions

Belt Section	E	S	O.D.
"D"	5/16	1 1/16	P.D. + .60

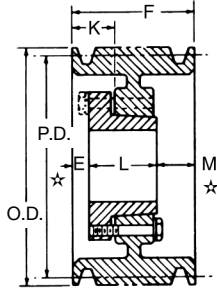
W = S(N-1) + 2E
N = No. of Grooves

Dimensions in inches, weight in pounds

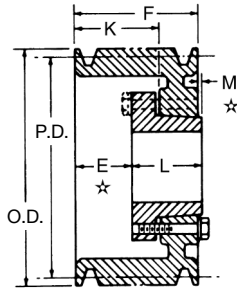
5 Groove											
F = 7 1/2											
Part Number	PD D Belt	OD	Belt	Type	Bush	Bush Max. Bore	E	K	L Thru Bore	M	Wt. Less Bush
5 D 120 F	12.0	12.6	A-2	F	3 3/16	2 1/16	3 3/8	3 3/8	1 19/16	87.0	
5 D 130 F	13.0	13.6	A-2	F	3 3/16	2 1/16	3 3/8	3 3/8	1 19/16	88.0	
5 D 135 F	13.5	14.1	A-2	F	3 3/16	2 1/16	3 3/8	3 3/8	1 19/16	92.0	
5 D 140 F	14.0	14.6	A-2	F	3 3/16	2 1/16	3 3/8	3 3/8	1 19/16	96.0	
5 D 145 F	14.5	15.1	A-2	F	3 3/16	2 1/16	3 3/8	3 3/8	1 19/16	111.0	
5 D 150 F	15.0	15.6	A-2	F	3 3/16	2 1/16	3 3/8	3 3/8	1 19/16	115.0	
5 D 155 F	15.5	16.1	A-2	F	3 3/16	2 1/16	3 3/8	3 3/8	1 19/16	121.0	
5 D 160 F	16.0	16.6	A-2	F	3 3/16	2 1/16	3 3/8	3 3/8	1 19/16	128.0	
5 D 170 J	17.0	17.6	A-2	J	4 1/2	3/8	1 3/8	4 1/2	2 3/8	135.0	
5 D 180 J	18.0	18.6	A-3	J	4 1/2	3/8	1 3/8	4 1/2	2 3/8	148.0	
5 D 200 J	20.0	20.6	A-3	J	4 1/2	3/8	1 3/8	4 1/2	2 3/8	184.0	
5 D 220 J	22.0	22.6	A-3	J	4 1/2	3/8	1 3/8	4 1/2	2 3/8	202.0	
5 D 270 M	27.0	27.6	A-3	M	5 1/2	1/2	1 15/16	6 1/4	1/4	250.0	
5 D 330 M	33.0	33.6	A-3	M	5 1/2	1/2	1 15/16	6 1/4	1/4	280.0	
5 D 400 M	40.0	40.6	A-3	M	5 1/2	1/2	1 15/16	6 1/4	1/4	380.0	



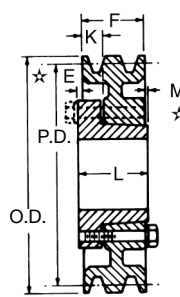
Weights do not include bushings. See page B-7 for additional bushing dimensions.



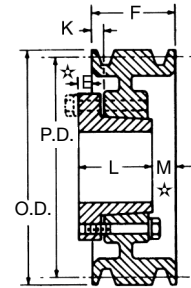
TYPE A



TYPE B



TYPE C



TYPE D

6 Groove F = 8 ¹⁵ / ₁₆											8 Groove F = 11 ¹³ / ₁₆								
Part Number	PD D Belt	OD	Type	Bush	Bush Max. Bore	E	K	L Thru Bore	M	Wt. Less Bush	Part Number	Type	Bush	Bush Max. Bore	E	K	L Thru Bore	M	Wt. Less Bush
6 D 120 J	12.00	12.60	A-1	J	4 ¹ / ₂	2 ¹ / ₈	3 ³ / ₁₆	4 ¹ / ₂	2 ¹ / ₁₆	104.0	8 D 120 J	A-1	J	4 ¹ / ₂	2 ¹ / ₈	3 ³ / ₁₆	4 ¹ / ₂	4 ¹ / ₁₆	126.0
6 D 130 J	13.00	13.60	A-1	J	4 ¹ / ₂	2 ¹ / ₈	3 ³ / ₁₆	4 ¹ / ₂	2 ¹ / ₁₆	122.0	8 D 130 J	A-1	J	4 ¹ / ₂	2 ¹ / ₈	3 ³ / ₁₆	4 ¹ / ₂	4 ¹ / ₁₆	147.0
6 D 135 J	13.50	14.10	A-1	J	4 ¹ / ₂	2 ¹ / ₈	3 ³ / ₁₆	4 ¹ / ₂	2 ¹ / ₁₆	125.0	8 D 135 J	A-1	J	4 ¹ / ₂	2 ¹ / ₈	3 ³ / ₁₆	4 ¹ / ₂	4 ¹ / ₁₆	150.0
6 D 140 J	14.00	14.60	A-1	J	4 ¹ / ₂	2 ¹ / ₈	3 ³ / ₁₆	4 ¹ / ₂	2 ¹ / ₁₆	128.0	8 D 140 J	A-1	J	4 ¹ / ₂	2 ¹ / ₈	3 ³ / ₁₆	4 ¹ / ₂	4 ¹ / ₁₆	155.0
6 D 145 J	14.50	15.10	A-1	J	4 ¹ / ₂	2 ¹ / ₈	3 ³ / ₁₆	4 ¹ / ₂	2 ¹ / ₁₆	130.0	8 D 145 J	A-1	J	4 ¹ / ₂	2 ¹ / ₈	3 ³ / ₁₆	4 ¹ / ₂	4 ¹ / ₁₆	160.0
6 D 150 J	15.00	15.60	A-2	J	4 ¹ / ₂	2 ¹ / ₈	3 ³ / ₁₆	4 ¹ / ₂	2 ¹ / ₁₆	136.0	8 D 150 J	A-2	J	4 ¹ / ₂	2 ¹ / ₈	3 ³ / ₁₆	4 ¹ / ₂	4 ¹ / ₁₆	176.0
6 D 155 J	15.50	16.10	A-2	J	4 ¹ / ₂	2 ¹ / ₈	3 ³ / ₁₆	4 ¹ / ₂	2 ¹ / ₁₆	139.0	8 D 155 J	A-2	J	4 ¹ / ₂	2 ¹ / ₈	3 ³ / ₁₆	4 ¹ / ₂	4 ¹ / ₁₆	180.0
6 D 160 J	16.00	16.60	A-2	J	4 ¹ / ₂	2 ¹ / ₈	3 ³ / ₁₆	4 ¹ / ₂	2 ¹ / ₁₆	141.0	8 D 160 J	A-2	J	4 ¹ / ₂	2 ¹ / ₈	3 ³ / ₁₆	4 ¹ / ₂	4 ¹ / ₁₆	200.0
6 D 170 J	17.00	17.60	A-2	J	4 ¹ / ₂	2 ¹ / ₈	3 ³ / ₁₆	4 ¹ / ₂	2 ¹ / ₁₆	154.0	8 D 170 M	A-1	M	5 ¹ / ₂	2 ¹ / ₈	3 ³ / ₁₆	6 ¹ / ₂	2 ¹ / ₁₆	225.0
6 D 180 J	18.00	18.60	A-2	J	4 ¹ / ₂	2 ¹ / ₈	3 ³ / ₁₆	4 ¹ / ₂	2 ¹ / ₁₆	172.0	8 D 180 M	A-2	M	5 ¹ / ₂	2 ¹ / ₈	3 ³ / ₁₆	6 ¹ / ₂	2 ¹ / ₁₆	250.0
6 D 200 J	20.00	20.60	A-2	J	4 ¹ / ₂	2 ¹ / ₈	3 ³ / ₁₆	4 ¹ / ₂	2 ¹ / ₁₆	183.0	8 D 200 M	A-2	M	5 ¹ / ₂	2 ¹ / ₈	3 ³ / ₁₆	6 ¹ / ₂	2 ¹ / ₁₆	270.0
6 D 220 M	22.00	22.60	A-2	M	5 ¹ / ₂	1 ¹ / ₂	1 ¹⁵ / ₁₆	6 ¹ / ₂	1 ¹¹ / ₁₆	272.0	8 D 220 M	A-2	M	5 ¹ / ₂	1 ¹ / ₂	1 ¹⁵ / ₁₆	6 ¹ / ₂	4 ¹ / ₁₆	316.0
6 D 270 M	27.00	27.60	A-3	M	5 ¹ / ₂	1 ¹ / ₂	1 ¹⁵ / ₁₆	6 ¹ / ₂	1 ¹¹ / ₁₆	280.0	8 D 270 N	A-3	M	5 ¹ / ₂	1 ¹ / ₂	1 ¹⁵ / ₁₆	6 ¹ / ₂	4 ¹ / ₁₆	440.0
6 D 330 M	33.00	33.60	A-3	M	5 ¹ / ₂	1 ¹ / ₂	1 ¹⁵ / ₁₆	6 ¹ / ₂	1 ¹¹ / ₁₆	356.0	8 D 330 N	A-3	M	5 ¹ / ₂	1 ¹ / ₂	1 ¹⁵ / ₁₆	6 ¹ / ₂	4 ¹ / ₁₆	458.0
6 D 400 M	40.00	40.60	A-3	M	5 ¹ / ₂	1 ¹ / ₂	1 ¹⁵ / ₁₆	6 ¹ / ₂	1 ¹¹ / ₁₆	415.0	8 D 400 N	A-3	N	5 ¹ / ₂	1 ¹ / ₂	2 ¹ / ₄	8 ¹ / ₂	3 ³ / ₁₆	638.0
6 D 440 M	44.00	44.60	A-3	M	5 ¹ / ₂	1 ¹ / ₂	1 ¹⁵ / ₁₆	6 ¹ / ₂	1 ¹¹ / ₁₆	536.0	8 D 440 N	A-3	N	6	1 ¹ / ₂	2 ¹ / ₄	8 ¹ / ₂	3 ³ / ₁₆	616.0
6 D 480 M	48.00	48.60	A-3	M	5 ¹ / ₂	1 ¹ / ₂	1 ¹⁵ / ₁₆	6 ¹ / ₂	1 ¹¹ / ₁₆	572.0	8 D 480 N	A-3	N	6	1 ¹ / ₂	2 ¹ / ₄	8 ¹ / ₂	3 ³ / ₁₆	755.0
6 D 580 N	58.00	58.60	A-3	N	6	1 ¹ / ₂	2 ¹ / ₄	8 ¹ / ₂	3 ³ / ₁₆	1006.0	8 D 580 N	A-3	N	6	1 ¹ / ₂	2 ¹ / ₄	8 ¹ / ₂	3 ³ / ₁₆	1112.0

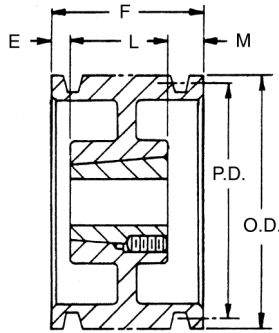
10 Groove F = 14 ¹¹ / ₁₆											12 Groove F = 17 ⁷ / ₁₆									
Part Number	PD D Belt	OD	Type	Bush	Bush Max. Bore	E	K	L Thru Bore	M	Wt. Less Bush	Part Number	Type	Bush	Bush Max. Bore	E	K	L Thru Bore	M	Wt. Less Bush	
10 D 120 M	12.00	12.60	A-1	M	5 ¹ / ₂	2 ¹ / ₈	3 ³ / ₁₆	6 ¹ / ₂	5 ⁷ / ₁₆	158.0	12 D 120 M	A-1	M	5 ¹ / ₂	3 ¹ / ₂	4 ¹ / ₁₆	6 ¹ / ₂	7 ⁷ / ₁₆	158.0	
10 D 125 M	12.50	13.10	A-1	M	5 ¹ / ₂	2 ¹ / ₈	3 ³ / ₁₆	6 ¹ / ₂	5 ⁷ / ₁₆	178.0	12 D 130 M	A-1	M	5 ¹ / ₂	3 ¹ / ₂	4 ¹ / ₁₆	6 ¹ / ₂	7 ⁷ / ₁₆	219.0	
10 D 130 M	13.00	13.60	A-1	M	5 ¹ / ₂	2 ¹ / ₈	3 ³ / ₁₆	6 ¹ / ₂	5 ⁷ / ₁₆	196.0	12 D 135 M	A-1	M	5 ¹ / ₂	3 ¹ / ₂	4 ¹ / ₁₆	6 ¹ / ₂	7 ⁷ / ₁₆	242.0	
10 D 135 M	13.50	14.10	A-1	M	5 ¹ / ₂	2 ¹ / ₈	3 ³ / ₁₆	6 ¹ / ₂	5 ⁷ / ₁₆	207.0	12 D 140 M	A-1	M	5 ¹ / ₂	3 ¹ / ₂	4 ¹ / ₁₆	6 ¹ / ₂	7 ⁷ / ₁₆	246.0	
10 D 140 M	14.00	14.60	A-1	M	5 ¹ / ₂	2 ¹ / ₈	3 ³ / ₁₆	6 ¹ / ₂	5 ⁷ / ₁₆	225.0	12 D 145 M	A-1	M	5 ¹ / ₂	3 ¹ / ₂	4 ¹ / ₁₆	6 ¹ / ₂	7 ⁷ / ₁₆	266.0	
10 D 145 M	14.50	15.10	A-1	M	5 ¹ / ₂	2 ¹ / ₈	3 ³ / ₁₆	6 ¹ / ₂	5 ⁷ / ₁₆	238.0	12 D 150 M	A-1	M	5 ¹ / ₂	3 ¹ / ₂	4 ¹ / ₁₆	6 ¹ / ₂	7 ⁷ / ₁₆	287.0	
10 D 150 M	15.00	15.60	A-1	M	5 ¹ / ₂	2 ¹ / ₈	3 ³ / ₁₆	6 ¹ / ₂	5 ⁷ / ₁₆	260.0	12 D 155 M	A-1	M	5 ¹ / ₂	3 ¹ / ₂	4 ¹ / ₁₆	6 ¹ / ₂	7 ⁷ / ₁₆	308.0	
10 D 155 M	15.50	16.10	A-1	M	5 ¹ / ₂	2 ¹ / ₈	3 ³ / ₁₆	6 ¹ / ₂	5 ⁷ / ₁₆	279.0	12 D 160 M	A-1	M	5 ¹ / ₂	3 ¹ / ₂	4 ¹ / ₁₆	6 ¹ / ₂	7 ⁷ / ₁₆	325.0	
10 D 160 M	16.00	16.60	A-1	M	5 ¹ / ₂	2 ¹ / ₈	3 ³ / ₁₆	6 ¹ / ₂	5 ⁷ / ₁₆	292.0	12 D 170 M	A-1	M	5 ¹ / ₂	3 ¹ / ₂	4 ¹ / ₁₆	6 ¹ / ₂	7 ⁷ / ₁₆	330.0	
10 D 170 M	17.00	17.60	A-1	M	5 ¹ / ₂	2 ¹ / ₈	3 ³ / ₁₆	6 ¹ / ₂	5 ⁷ / ₁₆	330.0	12 D 180 M	A-1	M	5 ¹ / ₂	3 ¹ / ₂	4 ¹ / ₁₆	6 ¹ / ₂	7 ⁷ / ₁₆	340.0	
10 D 180 M	18.00	18.60	A-1	M	5 ¹ / ₂	2 ¹ / ₈	3 ³ / ₁₆	6 ¹ / ₂	5 ⁷ / ₁₆	340.0	12 D 200 M	A-2	M	5 ¹ / ₂	3 ¹ / ₂	4 ¹ / ₁₆	6 ¹ / ₂	7 ⁷ / ₁₆	355.0	
10 D 200 M	20.00	20.60	A-2	M	5 ¹ / ₂	2 ¹ / ₈	3 ³ / ₁₆	6 ¹ / ₂	5 ⁷ / ₁₆	355.0	12 D 220 M	A-2	M	5 ¹ / ₂	2 ¹ / ₈	3 ³ / ₁₆	6 ¹ / ₂	8 ⁷ / ₁₆	392.0	
10 D 220 M	22.00	22.60	A-3	M	5 ¹ / ₂	1 ¹ / ₂	2 ¹⁵ / ₁₆	6 ¹ / ₂	6 ⁷ / ₁₆	348.0	12 D 270 N	A-3	N	6	2 ¹ / ₈	4 ¹ / ₁₆	6 ¹ / ₂	6 ¹⁵ / ₁₆	505.0	
10 D 270 M	27.00	27.60	A-3	M	5 ¹ / ₂	1 ¹ / ₂	2 ¹⁵ / ₁₆	6 ¹ / ₂	6 ⁷ / ₁₆	434.0	12 D 330 N	A-3	N	6	2 ¹ / ₈	4 ¹ / ₁₆	6 ¹ / ₂	6 ¹⁵ / ₁₆	619.0	
10 D 330 N	33.00	33.60	A-3	N	6	1 ¹ / ₂	3 ¹ / ₄	8 ¹ / ₂	5 ⁷ / ₁₆	502.0	12 D 400 P	A-3	P	6 ¹ / ₂	1 ¹ / ₂	2 ¹ / ₈	8 ¹ / ₂	7 ⁷ / ₁₆	946.0	
10 D 400 N	40.00	40.60	A-3	N	6	1 ¹ / ₂	3 ¹ / ₄	8 ¹ / ₂	5 ⁷ / ₁₆	727.0	12 D 480 P	A-3	P	6 ¹ / ₂	1 ¹ / ₂	2 ¹ / ₈	8 ¹ / ₂	7 ⁷ / ₁₆	1155.0	
10 D 480 P	48.00	48.60	A-3	P	6 ¹ / ₂	1 ¹ / ₂	2 ¹⁵ / ₁₆	9 ¹ / ₂	4 ¹¹ / ₁₆	755.0	12 D 580 P	A-3	P	6 ¹ / ₂	1 ¹ / ₂	2 ¹ / ₈	8 ¹ / ₂	7 ¹³ / ₁₆	1576.0	
10 D 580 P	58.00	58.60	A-3	P	6 ¹ / ₂	1 ¹ / ₂	2 ¹⁵ / ₁₆	9 ¹ / ₂	4 ¹¹ / ₁₆	1286.0										

* E and M dimensions are nominal and will vary depending on shaft tolerances. See page B-7 for additional bushing dimensions.

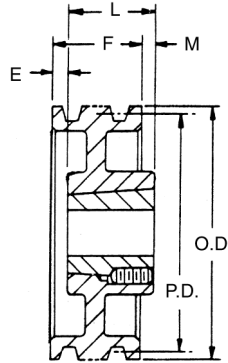
3V Hi-Cap Wedge Stock Tapered Bushed Sheaves



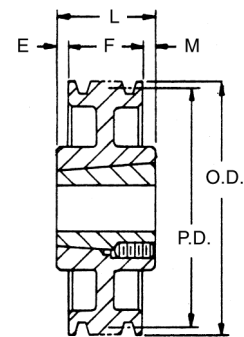
V-BELT DRIVES



TYPE A



TYPE B



TYPE C

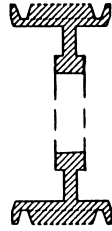
Dimensions in inches, weight in pounds

1 Groove										2 Groove							
F = 1 ¹ / ₁₆ *										F = 1 ³ / ₃₂							
Part Number	Diameters		Type	Bush	Bush Max. Bore	E	L Thru Bore	M	Wt. Less Bush	Part Number	Type	Bush	Bush Max. Bore	E	L Thru Bore	M	Wt. Less Bush
	OD	Pitch 3V															
1 3V 265 TB	2.65	2.60	A-1	1108	1 ¹ / ₈	⁷ / ₃₂	⁷ / ₈	0	.75	2 3V 265 TB	A-1	1108	1 ¹ / ₈	⁷ / ₃₂	⁷ / ₈	0	.75
1 3V 280 TB	2.80	2.75	A-1	1108	1 ¹ / ₈	⁷ / ₃₂	⁷ / ₈	0	.85	2 3V 280 TB	A-1	1108	1 ¹ / ₈	⁷ / ₃₂	⁷ / ₈	0	.90
1 3V 300 TB	3.00	2.95	A-1	1108	1 ¹ / ₈	⁷ / ₃₂	⁷ / ₈	0	1.00	2 3V 300 TB	A-1	1210	1 ¹ / ₄	¹ / ₂	1	0	1.40
1 3V 315 TB	3.15	3.10	A-1	1108	1 ¹ / ₈	⁷ / ₃₂	⁷ / ₈	0	1.25	2 3V 315 TB	A-1	1210	1 ¹ / ₄	¹ / ₂	1	0	1.60
1 3V 335 TB	3.35	3.30	A-1	1610	1 ¹ / ₈	0	1	0	1.50	2 3V 335 TB	A-1	1610	1 ¹ / ₈	¹ / ₂	1	0	1.70
1 3V 365 TB	3.65	3.60	A-1	1610	1 ¹ / ₈	0	1	0	2.00	2 3V 365 TB	A-1	1610	1 ¹ / ₈	¹ / ₂	1 ¹ / ₂	0	2.00
1 3V 412 TB	4.12	4.07	B-1	1610	1 ¹ / ₈	0	1	¹⁹ / ₃₂	2.25	2 3V 412 TB	A-1	1610	1 ¹ / ₈	0	1	0	2.10
1 3V 450 TB	4.50	4.45	B-1	1610	1 ¹ / ₈	0	1	¹⁹ / ₃₂	3.00	2 3V 450 TB	A-1	1610	1 ¹ / ₈	0	1	0	2.70
1 3V 475 TB	4.75	4.70	B-1	1610	1 ¹ / ₈	0	1	¹⁹ / ₃₂	3.25	2 3V 475 TB	A-1	1610	1 ¹ / ₈	0	1	0	3.00
1 3V 500 TB	5.00	4.95	B-1	1610	1 ¹ / ₈	0	1	¹⁹ / ₃₂	3.50	2 3V 500 TB	A-1	1610	1 ¹ / ₈	0	1	0	4.00
1 3V 530 TB	5.30	5.25	B-1	1610	1 ¹ / ₈	0	1	¹⁹ / ₃₂	3.75	2 3V 530 TB	A-1	1610	1 ¹ / ₈	0	1	0	5.00
1 3V 560 TB	5.60	5.55	B-1	1610	1 ¹ / ₈	0	1	¹⁹ / ₃₂	4.00	2 3V 560 TB	A-1	1610	1 ¹ / ₈	0	1	0	6.00
1 3V 600 TB	6.00	5.95	B-1	1610	1 ¹ / ₈	0	1	¹⁹ / ₃₂	5.00	2 3V 600 TB	A-1	1610	1 ¹ / ₈	0	1	0	7.00
1 3V 650 TB	6.50	6.45	B-1	1610	1 ¹ / ₈	0	1	¹⁹ / ₃₂	6.00	2 3V 650 TB	A-1	1610	1 ¹ / ₈	0	1	0	8.00
1 3V 690 TB	6.90	6.85	B-1	1610	1 ¹ / ₈	0	1	¹⁹ / ₃₂	7.00	2 3V 690 TB	A-1	1610	1 ¹ / ₈	0	1	0	9.00
1 3V 800 TB	8.00	7.95	B-2	2517	2 ¹ / ₂	0	1 ³ / ₄	1 ¹ / ₁₆	9.00	2 3V 800 TB	B-2	2517	2 ¹ / ₂	0	1 ³ / ₄	²¹ / ₃₂	10.0
1 3V 1060 TB	10.60	10.55	B-2	2517	2 ¹ / ₂	0	1 ³ / ₄	1 ¹ / ₁₆	13.00	2 3V 1060 TB	B-2	2517	2 ¹ / ₂	0	1 ³ / ₄	²¹ / ₃₂	14.0
1 3V 1400 TB*	14.00	13.95	B-3	2517	2 ¹ / ₂	0	1 ³ / ₄	¹⁵ / ₁₆	15.00	2 3V 1400 TB	B-3	2517	2 ¹ / ₂	0	1 ³ / ₄	²¹ / ₃₂	18.0
1 3V 1900 TB*	19.00	18.95	B-3	3020	3	0	2	1 ¹ / ₁₆	27.00	2 3V 1900 TB	B-3	3020	3	0	2	²¹ / ₃₂	32.0
	25.00	24.95								2 3V 2500 TB	C-3	3020	3	¹ / ₄	2	²¹ / ₃₂	45.0

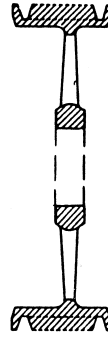
* F = 1¹/₁₆" thru 1 3V 1400 TB
 F = 1³/₁₆" thru 1 3V 1400 TB and 1 3V 1900 TB



1 = SOLID



2 = WEB



3 = ARM/SPOKE



3V

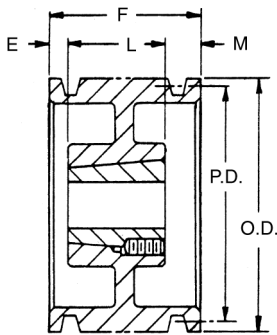
Dimensions in inches, weight in pounds

3 Groove F = 1½										4 Groove F = 1 ²⁹ / ₃₂							
Part Number	Diameter		Type	Bush	Bush Max. Bore	E	L Thru Bore	M	Wt. Less Bush	Part Number	Type	Bush	Bush Max. Bore	E	L Thru Bore	M	Wt. Less Bush
	OD	Pitch 3V															
3 3V 265 TB	2.65	2.60	A-1	1108	1½	5/8	7/8	0	1.0	4 3V 265 TB	A-1	1108	1½	1 ¹ / ₃₂	7/8	0	1.2
3 3V 280 TB	2.80	2.75	A-1	1108	1½	5/8	7/8	0	1.1	4 3V 280 TB	A-1	1108	1½	1 ¹ / ₃₂	7/8	0	1.3
3 3V 300 TB	3.00	2.95	A-1	1210	1¼	²⁹ / ₃₂	1	0	1.8	4 3V 300 TB	A-1	1210	1¼	1 ¹ / ₁₆	1	0	2.1
3 3V 315 TB	3.15	3.10	A-1	1210	1¼	²⁹ / ₃₂	1	0	2.0	4 3V 315 TB	A-1	1210	1¼	1 ¹ / ₁₆	1	0	2.2
3 3V 335 TB	3.35	3.30	A-1	1610	1½	²⁹ / ₃₂	1	0	2.3	4 3V 335 TB	A-1	1610	1½	1 ¹ / ₁₆	1	0	2.4
3 3V 365 TB	3.65	3.60	A-1	1610	1½	²⁹ / ₃₂	1	0	2.6	4 3V 365 TB	A-1	1610	1½	²⁹ / ₃₂	1	0	2.8
3 3V 412 TB	4.12	4.07	A-1	1610	1½	½	1	0	3.0	4 3V 412 TB	A-1	1610	1½	²⁹ / ₃₂	1	0	3.0
3 3V 450 TB	4.50	4.45	A-1	1610	1½	½	1	0	3.2	4 3V 450 TB	A-1	1610	1½	²⁹ / ₃₂	1	0	4.0
3 3V 475 TB	4.75	4.70	A-1	1610	1½	½	1	0	4.0	4 3V 475 TB	A-1	1610	1½	²⁹ / ₃₂	1	0	5.0
3 3V 500 TB	5.00	4.95	A-1	1610	1½	½	1	0	4.5	4 3V 500 TB	A-1	1610	1½	²⁹ / ₃₂	1	0	5.5
3 3V 530 TB	5.30	5.25	A-1	1610	1½	½	1	0	5.0	4 3V 530 TB	A-1	1610	1½	²⁹ / ₃₂	1	0	6.0
3 3V 560 TB	5.60	5.55	A-1	1610	1½	½	1	0	6.0	4 3V 560 TB	A-1	1610	1½	²⁹ / ₃₂	1	0	7.0
3 3V 600 TB	6.00	5.95	B-1	2517	2½	⁵ / ₃₂	1¾	¹³ / ₃₂	7.0	4 3V 600 TB	A-1	2517	2½	⁵ / ₃₂	1¾	0	8.0
3 3V 650 TB	6.50	6.45	B-1	2517	2½	⁵ / ₃₂	1¾	¹³ / ₃₂	9.0	4 3V 650 TB	A-1	2517	2½	⁵ / ₃₂	1¾	0	10.0
3 3V 690 TB	6.90	6.85	B-1	2517	2½	⁵ / ₃₂	1¾	¹³ / ₃₂	10.0	4 3V 690 TB	A-1	2517	2½	⁵ / ₃₂	1¾	0	12.0
3 3V 800 TB	8.00	7.95	B-1	2517	2½	⁵ / ₃₂	1¾	¹³ / ₃₂	15.0	4 3V 800 TB	A-1	2517	2½	⁵ / ₃₂	1¾	0	18.0
3 3V 1060 TB	10.60	10.55	B-2	2517	2½	0	1¾	¼	18.0	4 3V 1060 TB	A-2	2517	2½	⁵ / ₃₂	1¾	0	19.0
3 3V 1400 TB	14.00	13.95	B-3	2517	2½	0	1¾	¼	20.0	4 3V 1400 TB	A-3	2517	2½	0	1¾	³ / ₃₂	22.0
3 3V 1900 TB	19.00	18.95	B-3	3020	3	0	2	½	36.0	4 3V 1900 TB	C-3	3020	3	0	2	³ / ₃₂	45.0
3 3V 2500 TB	25.00	24.95	B-3	3020	3	0	2	½	47.0	4 3V 2500 TB	C-3	3020	3	0	2	³ / ₃₂	63.0
3 3V 3350 TB	33.50	33.45	B-3	3020	3	¼	2	¼	76.0	4 3V 3350 TB	C-3	3030	3	³⁵ / ₆₄	3	³⁵ / ₆₄	80.0

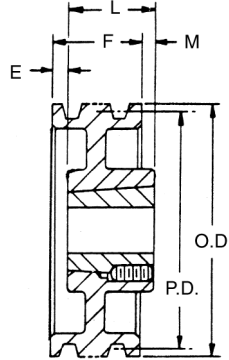
Weights do not include bushings. See page B-7 for additional bushing dimensions.

3V Hi-Cap Wedge Stock Tapered Bushed Sheaves

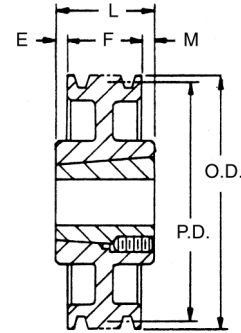
V-BELT DRIVES



TYPE A



TYPE B



TYPE C

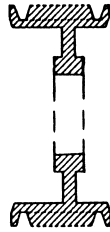
Dimensions in inches, weight in pounds

5 Groove										6 Groove							
F = 2 ⁵ / ₁₆										F = 2 ²³ / ₃₂							
Part Number	Diameter		Type	Bush	Bush Max. Bore	E	L Thru Bore	M	Wt. Less Bush	Part Number	Type	Bush	Bush Max. Bore	E	L Thru Bore	M	Wt. Less Bush
	OD	Pitch 3V															
5 3V 475 TB	4.75	4.70	A-1	2517	2½	⅞	1¼	0	4.0	6 3V 475 TB	A-1	2517	2½	3 ¹ / ₃₂	1¼	0	4.4
5 3V 500 TB	5.00	4.95	A-1	2517	2½	⅞	1¼	0	4.8	6 3V 500 TB	A-1	2517	2½	3 ¹ / ₃₂	1¼	0	5.4
5 3V 530 TB	5.30	5.25	A-1	2517	2½	⅞	1¼	0	5.9	6 3V 530 TB	A-1	2517	2½	3 ¹ / ₃₂	1¼	0	6.5
5 3V 560 TB	5.60	5.55	A-1	2517	2½	⅞	1¼	0	7.0	6 3V 560 TB	A-1	2517	2½	3 ¹ / ₃₂	1¼	0	7.7
5 3V 600 TB	6.00	5.95	A-1	2517	2½	⅞	1¼	0	8.0	6 3V 600 TB	A-1	2517	2½	3 ¹ / ₃₂	1¼	0	9.5
5 3V 650 TB	6.50	6.45	A-1	2517	2½	⅞	1¼	0	11.0	6 3V 650 TB	A-1	2517	2½	3 ¹ / ₃₂	1¼	0	12.0
5 3V 690 TB	6.90	6.85	A-1	2517	2½	⅞	1¼	0	13.0	6 3V 690 TB	A-1	2517	2½	3 ¹ / ₃₂	1¼	0	13.0
5 3V 800 TB	8.00	7.95	A-1	2517	2½	⅞	1¼	0	19.0	6 3V 800 TB	A-1	2517	2½	3 ¹ / ₃₂	1¼	0	20.0
5 3V 1060 TB	10.60	10.55	A-2	2517	2½	⅞	1¼	0	21.0	6 3V 1060 TB	A-2	2517	2½	3 ¹ / ₃₂	1¼	0	21.0
5 3V 1400 TB	14.00	13.95	A-3	2517	2½	0	1¼	⅞	30.0	6 3V 1400 TB	A-3	2517	2½	7 ¹ / ₃₂	1¼	0	30.0
5 3V 1900 TB	19.00	18.95	A-3	3030	3	0	2	⅞	51.0	6 3V 1900 TB	B-3	3020	3	0	2	2 ³ / ₃₂	51.0
5 3V 2500 TB	25.00	24.95	B-3	3030	3	0	3	1 ¹ / ₁₆	76.0	6 3V 2500 TB	B-3	3030	3	0	3	⅞	81.0
5 3V 3350 TB	33.50	33.45	C-3	3030	3	1 ¹ / ₃₂	3	1 ¹ / ₃₂	97.0	6 3V 3350 TB	C-3	3030	3	⅞	3	⅞	110.0

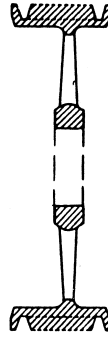
8 Groove										10 Groove							
F = 3 ¹⁷ / ₃₂										F = 4 ¹¹ / ₃₂							
Part Number	Diameter		Type	Bush	Bush Max. Bore	E	L Thru Bore	M	Wt. Less Bush	Part Number	Type	Bush	Bush Max. Bore	E	L Thru Bore	M	Wt. Less Bush
	OD	Pitch 3V															
8 3V 475 TB	4.75	4.70	A-1	2517	2½	1 ²⁹ / ₃₂	1¼	0	5.0	10 3V 475 TB	A-1	2517	2½	2 ¹⁹ / ₃₂	1¼	0	6.0
8 3V 500 TB	5.00	4.95	A-1	2517	2½	1 ²⁹ / ₃₂	1¼	0	6.0	10 3V 500 TB	A-1	2517	2½	2 ¹⁹ / ₃₂	1¼	0	7.0
8 3V 530 TB	5.30	5.25	A-1	2517	2½	1 ¹ / ₃₂	1¼	¾	7.8	10 3V 530 TB	A-1	2517	2½	1 ²⁷ / ₃₂	1¼	¾	8.0
8 3V 560 TB	5.60	5.55	A-1	2517	2½	¼	1¼	1 ¹¹ / ₃₂	9.0	10 3V 560 TB	A-1	2517	2½	½	1¼	2 ³ / ₃₂	9.0
8 3V 600 TB	6.00	5.95	A-1	2517	2½	¼	1¼	1 ¹¹ / ₃₂	11.0	10 3V 600 TB	A-1	2517	2½	½	1¼	2 ³ / ₃₂	12.0
8 3V 650 TB	6.50	6.45	A-1	2517	2½	¼	1¼	1 ¹¹ / ₃₂	13.0	10 3V 650 TB	A-1	2517	2½	½	1¼	2 ³ / ₃₂	14.0
8 3V 690 TB	6.90	6.85	A-1	2517	2½	¼	1¼	1 ¹¹ / ₃₂	15.0	10 3V 690 TB	A-1	2517	2½	½	1¼	2 ³ / ₃₂	17.0
8 3V 800 TB	8.00	7.95	A-1	3020	3	½	2	1 ¹ / ₁₆	19.0	10 3V 800 TB	A-1	3020	3	¼	2	2 ³ / ₃₂	22.0
8 3V 1060 TB	10.60	10.55	A-2	3020	3	½	2	1 ¹ / ₁₆	26.0	10 3V 1060 TB	A-2	3020	3	2 ⁷ / ₃₂	2	1 ¹ / ₂	32.0
8 3V 1400 TB	14.00	13.95	A-3	3020	3	2 ¹ / ₃₂	2	7 ¹ / ₈	52.0	10 3V 1400 TB	A-2	3535	3½	0	3 ¹ / ₂	2 ¹ / ₃₂	59.0
8 3V 1900 TB	19.00	18.95	A-3	3535	3½	0	3½	½	63.0	10 3V 1900 TB	A-3	3535	3½	0	3½	2 ¹ / ₃₂	71.0
8 3V 2500 TB	25.00	24.95	A-3	3535	3½	0	3½	½	89.0	10 3V 2500 TB	A-3	4040	4	0	4	1 ¹ / ₃₂	121.0
8 3V 3350 TB	33.50	33.45	C-3	4040	4	1 ¹ / ₆₄	4	1 ¹ / ₆₄	131.0	10 3V 3350 TB	A-3	4040	4	1 ¹ / ₆₄	4	1 ¹ / ₃₂	172.0



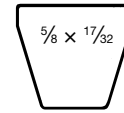
1 = SOLID



2 = WEB



3 = ARM/SPOKE



5V

Dimensions in inches, weight in pounds

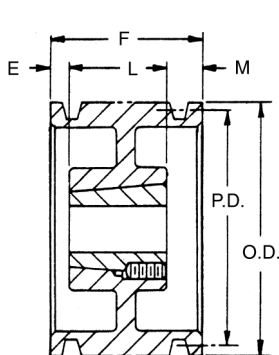
2 Groove F = 1 ¹¹ / ₁₆										3 Groove F = 2 ³ / ₈							
Part Number	Diameter		Type	Bush	Bush Max. Bore	E	L Thru Bore	M	Wt. Less Bush	Part Number	Type	Bush	Bush Max. Bore	E	L Thru Bore	M	Wt. Less Bush
	OD	Pitch 5V															
2 5V 710 TB	7.10	7.00	B-1	2517	2 ¹ / ₂	¹ / ₁₆	1 ³ / ₄	0	10.0	3 5V 710 TB	A-1	2517	2 ¹ / ₂	⁵ / ₈	1 ³ / ₄	0	11.0
2 5V 750 TB	7.50	7.40	B-1	2517	2 ¹ / ₂	¹ / ₁₆	1 ³ / ₄	0	13.0	3 5V 750 TB	A-1	2517	2 ¹ / ₂	⁵ / ₈	1 ³ / ₄	0	14.0
2 5V 800 TB	8.00	7.90	B-1	2517	2 ¹ / ₂	¹ / ₁₆	1 ³ / ₄	0	14.0	3 5V 800 TB	A-1	2517	2 ¹ / ₂	⁵ / ₈	1 ³ / ₄	0	16.0
2 5V 850 TB	8.50	8.40	B-2	2517	2 ¹ / ₂	¹ / ₁₆	1 ³ / ₄	0	15.0	3 5V 850 TB	A-2	2517	2 ¹ / ₂	⁵ / ₈	1 ³ / ₄	0	17.0
2 5V 900 TB	9.00	8.90	B-2	2517	2 ¹ / ₂	¹ / ₁₆	1 ³ / ₄	0	16.0	3 5V 900 TB	A-2	2517	2 ¹ / ₂	⁵ / ₈	1 ³ / ₄	0	19.0
2 5V 925 TB	9.25	9.15	B-2	3020	3	0	2	⁵ / ₁₆	17.0	3 5V 925 TB	A-1	3020	3	0	2	³ / ₈	23.0
2 5V 975 TB	9.75	9.65	B-2	3020	3	0	2	⁵ / ₁₆	18.0	3 5V 975 TB	A-1	3020	3	0	2	³ / ₈	24.0
2 5V 1030 TB	10.30	10.20	B-2	3020	3	0	2	⁵ / ₁₆	20.0	3 5V 1030 TB	A-2	3020	3	0	2	³ / ₈	27.0
2 5V 1090 TB	10.90	10.80	B-2	3020	3	0	2	⁵ / ₁₆	22.0	3 5V 1090 TB	A-2	3020	3	0	2	³ / ₈	28.0
2 5V 1180 TB	11.80	11.70	B-2	3020	3	0	2	⁵ / ₁₆	26.0	3 5V 1180 TB	A-2	3020	3	0	2	³ / ₈	30.0
2 5V 1250 TB	12.50	12.40	B-2	3020	3	0	2	⁵ / ₁₆	28.0	3 5V 1250 TB	A-2	3020	3	0	2	³ / ₈	32.0
2 5V 1320 TB	13.20	13.10	B-3	3020	3	0	2	⁵ / ₁₆	29.0	3 5V 1320 TB	A-2	3020	3	0	2	³ / ₈	34.0
2 5V 1400 TB	14.00	13.90	B-3	3020	3	0	2	⁵ / ₁₆	33.0	3 5V 1400 TB	A-3	3020	3	0	2	³ / ₈	36.0
2 5V 1500 TB	15.00	14.90	B-3	3020	3	0	2	⁵ / ₁₆	35.0	3 5V 1500 TB	A-3	3020	3	0	2	³ / ₈	41.0
2 5V 1600 TB	16.00	15.90	B-3	3020	3	0	2	⁵ / ₁₆	45.0	3 5V 1600 TB	A-3	3020	3	0	2	³ / ₈	50.0
2 5V 2120 TB	21.20	21.10	C-3	3535	3 ¹ / ₂	³ / ₈	3 ¹ / ₂	1 ¹ / ₁₆	68.0	3 5V 2120 TB	B-3	3535	3 ¹ / ₂	0	3 ¹ / ₂	1 ¹ / ₈	65.0
2 5V 2800 TB	28.00	27.90	C-3	3535	3 ¹ / ₂	³ / ₈	3 ¹ / ₂	1 ¹ / ₁₆	96.0	3 5V 2800 TB	B-3	3535	3 ¹ / ₂	0	3 ¹ / ₂	1 ¹ / ₈	99.0
	37.50	37.40								3 5V 3750 TB	C-3	4040	4	¹ / ₂	4	1 ¹ / ₈	172.0
	50.00	49.90								3 5V 5000 TB	C-3	4040	4	¹ / ₂	4	1 ¹ / ₈	201.0

Weights do not include bushings. See page B-10-B-12 for additional bushing dimensions.

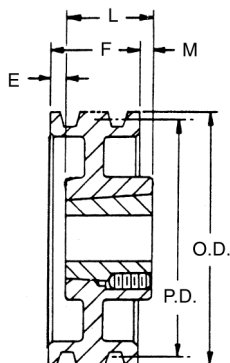
5V Hi-Cap Wedge Stock Tapered Bushed Sheaves

Martin

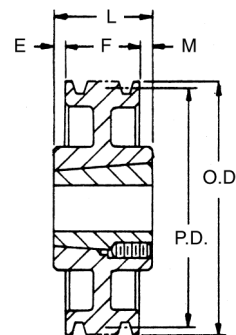
V-BELT DRIVES



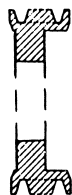
TYPE A



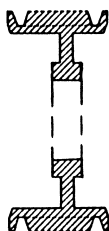
TYPE B



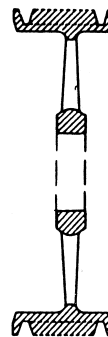
TYPE C



1 = SOLID



2 = WEB



3 = ARM/SPOKE

Dimensions in inches, weight in pounds

4 Groove										5 Groove							
F = 3 1/16										F = 3 3/4							
Part Number	Diameter		Type	Bush	Bush Max. Bore	E	L Thru Bore	M	Wt. Less Bush	Part Number	Type	Bush	Bush Max. Bore	E	L Thru Bore	M	Wt. Less Bush
	OD	Pitch 5V															
4 5V 710 TB	7.10	7.00	A-1	2517	2 1/2	1 1/16	1 3/4	0	14.0	5 5V 710 TB	A-1	3020	3	1/2	2	1 1/4	15.0
4 5V 750 TB	7.50	7.40	A-1	2517	2 1/2	1 1/16	1 3/4	0	16.0	5 5V 750 TB	A-1	3020	3	1/2	2	1 1/4	17.0
4 5V 800 TB	8.00	7.90	A-1	2517	2 1/2	1 1/16	1 3/4	0	17.0	5 5V 800 TB	A-1	3020	3	1/2	2	1 1/4	20.0
4 5V 850 TB	8.50	8.40	A-2	2517	2 1/2	1 1/16	1 3/4	0	18.0	5 5V 850 TB	A-1	3020	3	1/2	2	1 1/4	22.0
4 5V 900 TB	9.00	8.90	A-2	2517	2 1/2	1 1/16	1 3/4	0	19.0	5 5V 900 TB	A-1	3020	3	1/2	2	1 1/4	30.0
4 5V 925 TB	9.25	9.15	A-1	3020	3	1/2	2	9/16	22.0	5 5V 925 TB	A-1	3020	3	1/2	2	1 1/4	36.0
4 5V 975 TB	9.75	9.65	A-1	3020	3	1/2	2	9/16	27.0	5 5V 975 TB	A-1	3020	3	1/2	2	1 1/4	37.0
4 5V 1030 TB	10.30	10.20	A-2	3020	3	1/2	2	9/16	28.0	5 5V 1030 TB	A-2	3020	3	1/2	2	1 1/4	38.0
4 5V 1090 TB	10.90	10.80	A-2	3020	3	1/2	2	9/16	31.0	5 5V 1090 TB	A-2	3020	3	1/2	2	1 1/4	39.0
4 5V 1180 TB	11.80	11.70	A-2	3020	3	1/2	2	9/16	35.0	5 5V 1180 TB	A-2	3020	3	1/2	2	1 1/4	40.0
4 5V 1250 TB	12.50	12.40	A-2	3020	3	0	2	1 1/16	44.0	5 5V 1250 TB	A-2	3535	3 1/2	0	3 3/8	1/4	50.0
4 5V 1320 TB	13.20	13.10	A-3	3020	3	0	2	1 1/16	42.0	5 5V 1320 TB	A-2	3535	3 1/2	0	3 3/8	1/4	56.0
4 5V 1400 TB	14.00	13.90	B-3	3535	3 1/2	0	3 1/2	7/16	53.0	5 5V 1400 TB	A-3	3535	3 1/2	0	3 3/8	1/4	58.0
4 5V 1500 TB	15.00	14.90	B-3	3535	3 1/2	0	3 1/2	7/16	54.0	5 5V 1500 TB	A-3	3535	3 1/2	0	3 3/8	1/4	65.0
4 5V 1600 TB	16.00	15.90	B-3	3535	3 1/2	0	3 1/2	7/16	60.0	5 5V 1600 TB	A-3	3535	3 1/2	0	3 3/8	1/4	70.0
4 5V 2120 TB	21.20	21.10	B-3	3535	3 1/2	0	3 1/2	7/16	72.0	5 5V 2120 TB	B-3	4040	4	0	4	1/4	115.0
4 5V 2800 TB	28.00	27.90	B-3	3535	3 1/2	0	3 1/2	7/16	125.0	5 5V 2800 TB	B-3	4040	4	0	4	1/4	160.0
4 5V 3750 TB	37.50	37.40	B-3	4040	4	0	4	1 1/16	189.0	5 5V 3750 TB	B-3	4040	4	0	4	1/4	182.0
4 5V 5000 TB	50.00	49.90	B-3	4040	4	0	4	1 1/16	371.0	5 5V 5000 TB	B-3	4545	4 1/2	0	4 1/2	3/4	288.0



Hi-Cap Wedge Stock Tapered Bushed Sheaves **5V**

Dimensions in inches, weight in pounds

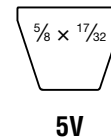
6 Groove										8 Groove							
F = 4 ⁷ / ₁₆										F = 5 ¹³ / ₁₆							
Part Number	Diameter		Type	Bush	Bush Max. Bore	E	L Thru Bore	M	Wt. Less Bush	Part Number	Type	Bush	Bush Max. Bore	E	L Thru Bore	M	Wt. Less Bush
	OD	Pitch 5V															
6 5V 710 TB	7.10	7.00	A-1	3020	3	3/4	2	1 ¹ / ₁₆	17.0	8 5V 710 TB	A-1	3030	3	1	3	1 ¹ / ₁₆	24.0
6 5V 750 TB	7.50	7.40	A-1	3020	3	3/4	2	1 ¹ / ₁₆	20.0	8 5V 750 TB	A-1	3030	3	1	3	1 ¹ / ₁₆	27.0
6 5V 800 TB	8.00	7.90	A-1	3020	3	3/4	2	1 ¹ / ₁₆	24.0	8 5V 800 TB	A-1	3030	3	1	3	1 ¹ / ₁₆	33.0
6 5V 850 TB	8.50	8.40	A-1	3020	3	3/4	2	1 ¹ / ₁₆	28.0	8 5V 850 TB	A-1	3030	3	1	3	1 ¹ / ₁₆	39.0
6 5V 900 TB	9.00	8.90	A-1	3020	3	3/4	2	1 ¹ / ₁₆	32.0	8 5V 900 TB	A-1	3535	3 ¹ / ₂	1	3 ¹ / ₂	1 ¹ / ₁₆	44.0
6 5V 925 TB	9.25	9.15	A-1	3535	3 ¹ / ₂	0	3 ¹ / ₂	1 ⁵ / ₁₆	39.0	8 5V 925 TB	A-1	3535	3 ¹ / ₂	1	3 ¹ / ₂	1 ¹ / ₁₆	48.0
6 5V 975 TB	9.75	9.65	A-1	3535	3 ¹ / ₂	0	3 ¹ / ₂	1 ⁵ / ₁₆	50.0	8 5V 975 TB	A-1	3535	3 ¹ / ₂	1	3 ¹ / ₂	1 ¹ / ₁₆	55.0
6 5V 1030 TB	10.30	10.20	A-1	3535	3 ¹ / ₂	0	3 ¹ / ₂	1 ⁵ / ₁₆	58.0	8 5V 1030 TB	A-1	3535	3 ¹ / ₂	1	3 ¹ / ₂	1 ¹ / ₁₆	64.0
6 5V 1090 TB	10.90	10.80	A-1	3535	3 ¹ / ₂	0	3 ¹ / ₂	1 ⁵ / ₁₆	60.0	8 5V 1090 TB	A-1	3535	3 ¹ / ₂	1	3 ¹ / ₂	1 ¹ / ₁₆	68.0
6 5V 1180 TB	11.80	11.70	A-2	3535	3 ¹ / ₂	0	3 ¹ / ₂	1 ⁵ / ₁₆	62.0	8 5V 1180 TB	A-1	3535	3 ¹ / ₂	1	3 ¹ / ₂	1 ¹ / ₁₆	74.0
6 5V 1250 TB	12.50	12.40	A-2	3535	3 ¹ / ₂	0	3 ¹ / ₂	1 ⁵ / ₁₆	65.0	8 5V 1250 TB	A-1	4040	4	1/4	4	1 ¹ / ₁₆	82.0
6 5V 1320 TB	13.20	13.10	A-2	3535	3 ¹ / ₂	0	3 ¹ / ₂	1 ⁵ / ₁₆	68.0	8 5V 1320 TB	A-1	4040	4	1/4	4	1 ¹ / ₁₆	87.0
6 5V 1400 TB	14.00	13.90	A-2	3535	3 ¹ / ₂	0	3 ¹ / ₂	1 ⁵ / ₁₆	72.0	8 5V 1400 TB	A-2	4040	4	1/4	4	1 ¹ / ₁₆	90.0
6 5V 1500 TB	15.00	14.90	A-2	4040	4	0	4	7/16	91.0	8 5V 1500 TB	A-2	4040	4	1/4	4	1 ¹ / ₁₆	97.0
6 5V 1600 TB	16.00	15.90	A-3	4040	4	0	4	7/16	97.0	8 5V 1600 TB	A-3	4040	4	1/4	4	1 ¹ / ₁₆	106.0
6 5V 2120 TB	21.20	21.10	A-3	4040	4	0	4	7/16	123.0	8 5V 2120 TB	A-3	4040	4	1/4	4	1 ¹ / ₁₆	144.0
6 5V 2800 TB	28.00	27.90	A-3	4040	4	0	4	7/16	176.0	8 5V 2800 TB	A-3	4545	4 ¹ / ₂	1/4	4 ¹ / ₂	1 ¹ / ₁₆	206.0
6 5V 3750 TB	37.50	37.40	B-3	4545	4 ¹ / ₂	0	4 ¹ / ₂	1/16	254.0	8 5V 3750 TB	A-3	4545	4 ¹ / ₂	1/4	4 ¹ / ₂	1 ¹ / ₁₆	271.0
6 5V 5000 TB	50.00	49.90	B-3	4545	4 ¹ / ₂	0	4 ¹ / ₂	1/16	386.0	8 5V 5000 TB	A-3	4545	4 ¹ / ₂	1/4	4 ¹ / ₂	1 ¹ / ₁₆	458.0

V-BELT DRIVES

Dimensions in inches, weight in pounds

10 Groove									
F = 7 ³ / ₁₆									
Part Number	Diameter		Type	Bush	Bush Max. Bore	E	L Thru Bore	M	Wt. Less Bush
	OD	Pitch 5V							
10 5V 800 TB	8.00	7.90	A-1	3030	3	1	3	3 ³ / ₁₆	36.0
10 5V 850 TB	8.50	8.40	A-1	3030	3	1	3	3 ³ / ₁₆	42.0
10 5V 900 TB	9.00	8.90	A-1	3535	3 ¹ / ₂	1	3 ¹ / ₂	2 ¹ / ₁₆	47.0
10 5V 925 TB	9.25	9.15	A-1	4040	4	1	4	2 ³ / ₁₆	50.0
10 5V 975 TB	9.75	9.65	A-1	4040	4	1	4	2 ³ / ₁₆	58.0
10 5V 1030 TB	10.30	10.20	A-1	4040	4	1	4	2 ³ / ₁₆	69.0
10 5V 1090 TB	10.90	10.80	A-1	4040	4	1	4	2 ³ / ₁₆	79.0
10 5V 1180 TB	11.80	11.70	A-1	4040	4	1	4	2 ³ / ₁₆	96.0
10 5V 1250 TB	12.50	12.40	A-2	4040	4	3/4	4	2 ³ / ₁₆	116.0
10 5V 1320 TB	13.20	13.10	A-2	4040	4	3/4	4	2 ³ / ₁₆	130.0
10 5V 1400 TB	14.00	13.90	A-2	4545	4 ¹ / ₂	3/4	4 ¹ / ₂	1 ¹ / ₁₆	150.0
10 5V 1500 TB	15.00	14.90	A-2	4545	4 ¹ / ₂	3/4	4 ¹ / ₂	1 ¹ / ₁₆	155.0
10 5V 1600 TB	16.00	15.90	A-2	4545	4 ¹ / ₂	3/4	4 ¹ / ₂	1 ¹ / ₁₆	160.0
10 5V 2120 TB	21.20	21.10	A-3	4545	4 ¹ / ₂	3/4	4 ¹ / ₂	1 ¹ / ₁₆	210.0
10 5V 2800 TB	28.00	27.90	A-3	4545	4 ¹ / ₂	3/4	4 ¹ / ₂	1 ¹ / ₁₆	248.0
10 5V 3750 TB	37.50	37.40	A-3	4545	4 ¹ / ₂	3/4	4 ¹ / ₂	1 ¹ / ₁₆	375.0
10 5V 5000 TB	50.00	49.90	A-3	5050	5	5	5	1 ¹ / ₁₆	502.0

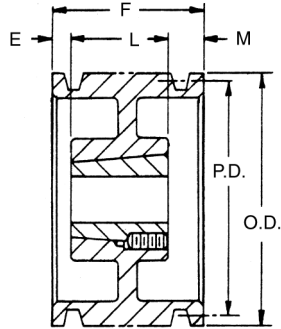
Weights do not include bushings. See page B-10- B12 for additional bushing dimensions.



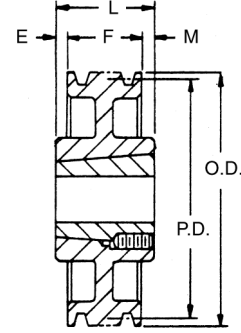
8V Hi-Cap Wedge Stock Taper Bushed Sheaves

Martin

V-BELT DRIVES



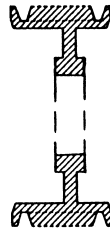
TYPE A



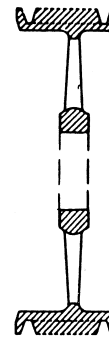
TYPE C



1 = SOLID



2 = WEB



3 = ARM/SPOKE

Dimensions in inches, weight in pounds

4 Groove										5 Groove							
F = 4 1/8										F = 6							
Part Number	Diameters		Type	Bush	Bush Max. Bore	E	L Thru Bore	M	Wt. Less Bush	Part Number	Type	Bush	Bush Max. Bore	E	L Thru Bore	M	Wt. Less Bush
	OD	Pitch 8V															
4 8V 1250 TB	12.5	12.3	A-1	4040	4	0	4	7/8	88.0	5 8V 1250 TB	A-1	4040	4	3/16	4	1 13/16	100.0
4 8V 1320 TB	13.2	13.0	A-1	4040	4	0	4	7/8	102.0	5 8V 1320 TB	A-1	4040	4	3/16	4	1 13/16	115.0
4 8V 1400 TB	14.0	13.8	A-1	4040	4	0	4 1/2	7/8	123.0	5 8V 1400 TB	A-1	4040	4	3/16	4	1 13/16	133.0
4 8V 1500 TB	15.0	14.8	A-1	4040	4 1/2	0	4 1/2	7/8	145.0	5 8V 1500 TB	A-1	4040	4	3/16	4	1 13/16	156.0
4 8V 1600 TB	16.0	15.8	A-2	4040	4 1/2	0	4 1/2	7/8	111.0	5 8V 1600 TB	A-1	4040	4	1/2	4	1 1/2	181.0
4 8V 1700 TB	17.0	16.8	A-2	4040	4 1/2	0	4 1/2	7/8	120.0	5 8V 1700 TB	A-2	4545	4 1/2	0	4 1/2	1 1/2	146.0
4 8V 1800 TB	18.0	17.8	A-2	4040	4 1/2	0	4 1/2	7/8	130.0	5 8V 1800 TB	A-2	4545	4 1/2	0	4 1/2	1 1/2	156.0
4 8V 1900 TB	19.0	18.8	A-2	4040	4 1/2	0	4 1/2	7/8	140.0	5 8V 1900 TB	A-2	4545	4 1/2	0	4 1/2	1 1/2	176.0
4 8V 2000 TB	20.0	19.8	A-2	4545	4 1/2	0	4 1/2	7/8	151.0	5 8V 2000 TB	A-2	4545	4 1/2	0	4 1/2	1 1/2	186.0
4 8V 2120 TB	21.2	21.0	A-3	4545	4 1/2	0	4 1/2	7/8	154.0	5 8V 2120 TB	A-3	4545	4 1/2	0	4 1/2	1 1/2	195.0
4 8V 2240 TB	22.4	22.2	A-3	4545	4 1/2	0	4 1/2	7/8	185.0	5 8V 2240 TB	A-3	4545	4 1/2	0	4 1/2	1 1/2	200.0
4 8V 3000 TB	30.0	29.8	C-3	5050	5	0	5	1/2	246.0	5 8V 3000 TB	A-3	5050	5	0	5	1	278.0
4 8V 4000 TB	40.0	39.8	B-3	5050	5	0	5	1/2	292.0	5 8V 4000 TB	A-3	5050	5	0	5	1	350.0
4 8V 5300 TB	53.0	52.8	B-3	5050	5	0	5	1/2	573.0	5 8V 5300 TB	A-3	5050	5	0	5	1	565.0

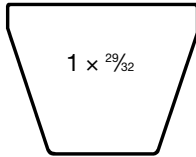


Hi-Cap Wedge Stock 8V Taper Bushed Sheaves

Dimensions in inches, weight in pounds

6 Groove										8 Groove							
F = 6 1/8										F = 9 1/8							
Part Number	Diameters		Type	Bush	Bush Max. Bore	E	L Thru Bore	M	Wt. Less Bush	Part Number	Type	Bush	Bush Max. Bore	E	L Thru Bore	M	Wt. Less Bush
	OD	Pitch 8V															
6 8V 1250 TB	12.5	12.3	A-1	4040	4 1/2	1	4 1/2	2 1/2	100.0	8 8V 1250 TB	A-1	4545	4 1/2	1 1/2	4 1/2	3%	125.0
6 8V 1320 TB	13.2	13.0	A-1	4040	4 1/2	1	4 1/2	2 1/2	124.0	8 8V 1320 TB	A-1	4545	4 1/2	1 1/2	4 1/2	3%	135.0
6 8V 1400 TB	14.0	13.8	A-1	4040	4 1/2	1	4 1/2	2 1/2	142.0	8 8V 1400 TB	A-1	4545	4 1/2	1 1/2	4 1/2	3%	156.0
6 8V 1500 TB	15.0	14.8	A-1	4545	4 1/2	1/2	4 1/2	2 1/2	153.0	8 8V 1500 TB	A-1	4545	4 1/2	1 1/2	4 1/2	3%	160.0
6 8V 1600 TB	16.0	15.8	A-2	4545	4 1/2	1/2	4 1/2	2 1/2	170.0	8 8V 1600 TB	A-2	4545	4 1/2	1 1/2	4 1/2	3%	166.0
6 8V 1700 TB	17.0	16.8	A-2	4545	4 1/2	1/2	4 1/2	2 1/2	175.0	8 8V 1700 TB	A-2	5050	5	1	5	3%	265.0
6 8V 1800 TB	18.0	17.8	A-2	4545	4 1/2	1/2	4 1/2	2 1/2	180.0	8 8V 1800 TB	A-2	5050	5	1	5	3%	204.0
6 8V 1900 TB	19.0	18.8	A-2	4545	4 1/2	1/2	4 1/2	2 1/2	182.0	8 8V 1900 TB	A-2	5050	5	1	5	3%	228.0
6 8V 2000 TB	20.0	19.8	A-2	5050	5	1/2	5	1 1/2	226.0	8 8V 2000 TB	A-2	5050	5	1	5	3%	234.0
6 8V 2120 TB	21.2	21.0	A-3	5050	5	1/2	5	1 1/2	246.0	8 8V 2120 TB	A-3	5050	5	1	5	3%	246.0
6 8V 2240 TB	22.4	22.2	A-3	5050	5	1/2	5	1 1/2	267.0	8 8V 2240 TB	A-3	5050	5	1	5	3%	300.0
6 8V 3000 TB	30.0	29.8	A-3	5050	5	1/2	5	1 1/2	398.0	8 8V 3000 TB	A-3	5050	5	1	5	3%	384.0
6 8V 4000 TB	40.0	39.8	A-3	5050	5	1/2	5	1 1/2	468.0	8 8V 4000 TB	A-3	5050	5	1	5	3%	556.0
6 8V 5300 TB	53.0	52.8	A-3	5050	5	1/2	5	1 1/2	658.0	8 8V 5300 TB	A-3	6050	6	1	5	3%	1040.0

V-BELT DRIVES



8V

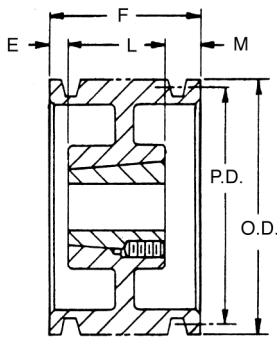
10 Groove																
F = 11 1/8																
Part Number	Diameters		Type	Bush	Bush Max. Bore	E	L Thru Bore	M	Wt. Less Bush							
	OD	Pitch 8V														
10 8V 1320 TB	13.2	13.0	A-1	4545	4 1/2	1	4 1/2	6 1/2	150.0							
10 8V 1400 TB	14.0	13.8	A-1	4545	4 1/2	1	4 1/2	6 1/2	180.0							
10 8V 1500 TB	15.0	14.8	A-1	5050	5	1	5	5 1/2	211.0							
10 8V 1600 TB	16.0	15.8	A-1	5050	5	1	5	5 1/2	220.0							
10 8V 1700 TB	17.0	16.8	A-2	5050	5	2 1/4	5	4 1/2	228.0							
10 8V 1800 TB	18.0	17.8	A-2	5050	5	2 1/4	5	4 1/2	244.0							
10 8V 1900 TB	19.0	18.8	A-2	5050	5	2 1/4	5	4 1/2	260.0							
10 8V 2000 TB	20.0	19.8	A-2	5050	5	2 1/4	5	4 1/2	270.0							
10 8V 2120 TB	21.2	21.0	A-2	5050	5	2 1/4	5	4 1/2	282.0							
10 8V 2240 TB	22.4	22.2	A-3	5050	5	2 1/4	5	4 1/2	312.0							
10 8V 3000 TB	30.0	29.8	A-3	5050	5	2 1/4	5	4 1/2	448.0							
10 8V 4000 TB	40.0	39.8	A-3	6050	6	2 1/4	5	4 1/2	550.0							
10 8V 5300 TB	53.0	52.8	A-3	6050	6	2 1/4	5	4 1/2	870.0							

Weights do not include bushings. See page B-10-B-12 for additional bushing dimensions.

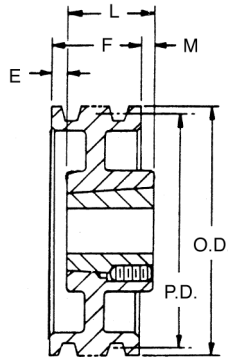
A/B Combination Groove Conventional Taper Bushed Stock Sheaves

Martin

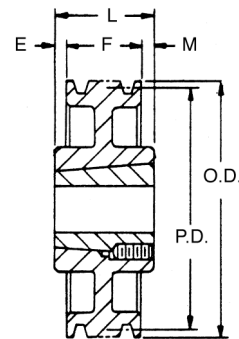
V-BELT DRIVES



TYPE A



TYPE B



TYPE C

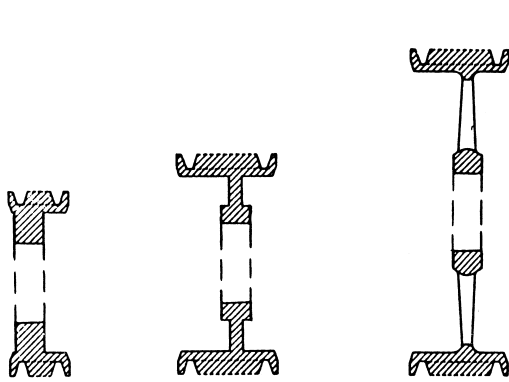
Dimensions in inches, weight in pounds

1 Groove F = 1*											2 Groove F = 1 1/4							
Part Number	Diameters		OD	Type	Bush	Bush Max. Bore	E	L Thru Bore	M	Wt. Less Bush	Part Number	Type	Bush	Bush Max. Bore	E	L Thru Bore	M	Wt. Less Bush
	A Belts	B Belts																
1 B 34 TB	3.0	3.4	3.75	A-1	1210	1 1/4	0	1	0	2.2	2 B 34 TB	A-1	1210	1 1/4	3/4	1	0	2.2
1 B 36 TB	3.2	3.6	3.95	A-1	1210	1 1/4	0	1	0	2.6	2 B 36 TB	A-1	1210	1 1/4	3/4	1	0	2.6
1 B 38 TB	3.4	3.8	4.15	A-1	1610	1 1/4	0	1	0	2.8	2 B 38 TB	A-1	1610	1 1/4	3/4	1	0	2.8
1 B 40 TB	3.6	4.0	4.35	A-1	1610	1 1/4	0	1	0	3.0	2 B 40 TB	A-1	1610	1 1/4	3/4	1	0	3.0
1 B 42 TB	3.8	4.2	4.55	A-1	1610	1 1/4	0	1	0	3.5	2 B 42 TB	A-1	1610	1 1/4	3/4	1	0	4.0
1 B 44 TB	4.0	4.4	4.75	A-1	1610	1 1/4	0	1	0	3.8	2 B 44 TB	A-1	1610	1 1/4	3/4	1	0	4.5
1 B 46 TB	4.2	4.6	4.95	A-1	1610	1 1/4	0	1	0	4.0	2 B 46 TB	A-1	1610	1 1/4	3/4	1	0	5.0
1 B 48 TB	4.4	4.8	5.15	A-1	1610	1 1/4	0	1	0	4.5	2 B 48 TB	A-1	1610	1 1/4	3/4	1	0	5.5
1 B 50 TB	4.6	5.0	5.35	A-1	1610	1 1/4	0	1	0	4.8	2 B 50 TB	A-1	1610	1 1/4	3/4	1	0	6.0
1 B 52 TB	4.8	5.2	5.55	A-1	1610	1 1/4	0	1	0	5.0	2 B 52 TB	A-1	1610	1 1/4	3/4	1	0	6.5
1 B 54 TB	5.0	5.4	5.75	A-1	1610	1 1/4	0	1	0	5.5	2 B 54 TB	A-1	1610	1 1/4	3/4	1	0	7.0
1 B 56 TB	5.2	5.6	5.95	A-1	1610	1 1/4	0	1	0	6.0	2 B 56 TB	A-1	1610	1 1/4	3/4	1	0	8.2
1 B 58 TB	5.4	5.8	6.15	A-1	1610	1 1/4	0	1	0	6.3	2 B 58 TB	A-1	1610	1 1/4	3/4	1	0	8.6
1 B 60 TB	5.6	6.0	6.35	A-1	1610	1 1/4	0	1	0	6.7	2 B 60 TB	A-1	1610	1 1/4	3/4	1	0	8.8
1 B 62 TB	5.8	6.2	6.55	A-1	1610	1 1/4	0	1	0	7.0	2 B 62 TB	A-1	1610	1 1/4	3/4	1	0	9.0
1 B 64 TB	6.0	6.4	6.75	A-1	1610	1 1/4	0	1	0	8.0	2 B 64 TB	A-1	1610	1 1/4	3/4	1	0	10.0
1 B 66 TB	6.2	6.6	6.95	A-1	1610	1 1/4	0	1	0	8.5	2 B 66 TB	A-1	1610	1 1/4	3/4	1	0	10.5
1 B 68 TB	6.4	6.8	7.15	A-1	1610	1 1/4	0	1	0	9.0	2 B 68 TB	A-1	1610	1 1/4	3/4	1	0	11.0
1 B 74 TB	7.0	7.4	7.75	B-1	2517	2 1/2	0	1 1/4	3/4	9.4	2 B 74 TB	A-1	2517	2 1/2	0	1 1/4	0	16.0
1 B 86 TB	8.2	8.6	8.95	B-2	2517	2 1/2	0	1 1/4	3/4	12.0	2 B 86 TB	A-2	2517	2 1/2	0	1 1/4	0	18.0
1 B 94 TB	9.0	9.4	9.75	B-2	2517	2 1/2	0	1 1/4	3/4	14.0	2 B 94 TB	A-2	2517	2 1/2	0	1 1/4	0	20.0
1 B 110 TB	10.6	11.0	11.35	B-2	2517	2 1/2	0	1 1/4	3/4	18.0	2 B 110 TB	A-2	2517	2 1/2	0	1 1/4	0	25.0
1 B 124 TB	12.0	12.4	12.75	C-3	2517	2 1/2	3/4	1 1/4	1/2	18.5	2 B 124 TB	A-3	2517	2 1/2	0	1 1/4	0	27.0
1 B 154 TB	15.0	15.4	15.75	C-3	2517	2 1/2	1/4	1 1/4	1/2	19.0	2 B 154 TB	A-3	2517	2 1/2	0	1 1/4	0	31.0
1 B 184 TB*	18.0	18.4	18.75	C-3	2517	2 1/2	5/16	1 1/4	5/16	24.0	2 B 184 TB	A-3	2517	2 1/2	0	1 1/4	0	33.0
	19.6	20.0	20.35								2 B 200 TB	C-3	3020	3	0	2	5/8	49.0
	24.6	25.0	25.35								2 B 250 TB	C-3	3020	3	0	2	5/8	65.0
	29.6	30.0	30.35								2 B 300 TB	C-3	3020	3	0	2	5/8	75.0
	37.6	38.0	38.35								2 B 380 TB	C-3	3020	3	0	2	5/8	112.0

* F = 1" 1 B 154 TB
F = 1 1/4" for 1 B 184 TB

Martin

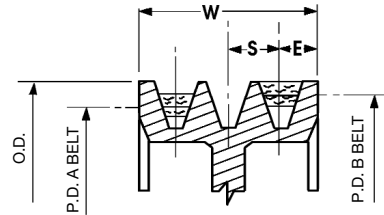
Combination Groove Conventional Taper Bushed Stock Sheaves **A/B**



1 = SOLID

2 = WEB

3 = ARM/SPOKE



$$W = S(N-1) + 2E$$

N = No. of Grooves

Drawing shows position of "A" and "B" belts in groove.

Combination Groove Dimensions

Belt Section	E	S	OD
"AB"	1/2	3/4	P.D. "B" +.35

V-BELT DRIVES

Dimensions in inches, weight in pounds

3 Groove F = 2 1/2											4 Groove F = 3 1/4							
Part Number	Diameters		OD	Type	Bush	Bush Max. Bore	E	L Thru Bore	M	Wt. Less Bush	Part Number	Type	Bush	Bush Max. Bore	E	L Thru Bore	M	Wt. Less Bush
	A Belts	B Belts																
3 B 34 TB	3.0	3.4	3.75	A-1	1210	1 1/4	1 1/2	1	0	3.0	4 B 34 TB	A-1	1210	1 1/4	2 1/4	1	0	3.0
3 B 36 TB	3.2	3.6	3.95	A-1	1210	1 1/4	1 1/2	1	0	3.5	4 B 36 TB	A-1	1210	1 1/4	2 1/4	1	0	3.5
3 B 38 TB	3.4	3.8	4.15	A-1	1610	1 1/4	1 1/2	1	0	4.0	4 B 38 TB	A-1	1610	1 1/4	2 1/4	1	0	4.0
3 B 40 TB	3.6	4.0	4.35	A-1	1610	1 1/4	1 1/2	1	0	5.0	4 B 40 TB	A-1	1610	1 1/4	2 1/4	1	0	5.0
3 B 42 TB	3.8	4.2	4.55	A-1	1610	1 1/4	1 1/2	1	0	6.0	4 B 42 TB	A-1	1610	1 1/4	2 1/4	1	0	5.5
3 B 44 TB	4.0	4.4	4.75	A-1	1610	1 1/4	1 1/2	1	0	6.5	4 B 44 TB	A-1	1610	1 1/4	2 1/4	1	0	6.0
3 B 46 TB	4.2	4.6	4.95	A-1	1610	1 1/4	1 1/2	1	0	7.0	4 B 46 TB	A-1	1610	1 1/4	2 1/4	1	0	7.0
3 B 48 TB	4.4	4.8	5.15	A-1	1610	1 1/4	1 1/2	1	0	8.0	4 B 48 TB	A-1	1610	1 1/4	2 1/4	1	0	8.0
3 B 50 TB	4.6	5.0	5.35	A-1	1610	1 1/4	1 1/2	1	0	8.5	4 B 50 TB	A-1	2517	2 1/4	1 1/2	1 1/4	0	8.5
3 B 52 TB	4.8	5.2	5.55	A-1	1610	1 1/4	1 1/2	1	0	9.0	4 B 52 TB	A-1	2517	2 1/4	1 1/2	1 1/4	0	9.0
3 B 54 TB	5.0	5.4	5.75	A-1	2517	2 1/4	1 1/2	1 1/4	0	9.5	4 B 54 TB	A-1	2517	2 1/4	1 1/2	1 1/4	0	9.5
3 B 56 TB	5.2	5.6	5.95	A-1	2517	2 1/4	1 1/2	1 1/4	0	10.0	4 B 56 TB	A-1	2517	2 1/4	1 1/2	1 1/4	0	10.0
3 B 58 TB	5.4	5.8	6.15	A-1	2517	2 1/4	1 1/2	1 1/4	0	10.5	4 B 58 TB	A-1	2517	2 1/4	1 1/2	1 1/4	0	12.0
3 B 60 TB	5.6	6.0	6.35	A-1	2517	2 1/4	1 1/2	1 1/4	0	11.0	4 B 60 TB	A-1	2517	2 1/4	1 1/2	1 1/4	0	12.5
3 B 62 TB	5.8	6.2	6.55	A-1	2517	2 1/4	1 1/2	1 1/4	0	11.5	4 B 62 TB	A-1	2517	2 1/4	1 1/2	1 1/4	0	13.0
3 B 64 TB	6.0	6.4	6.75	A-1	2517	2 1/4	1 1/2	1 1/4	0	12.0	4 B 64 TB	A-1	2517	2 1/4	1 1/2	1 1/4	0	14.0
3 B 66 TB	6.2	6.6	6.95	A-1	2517	2 1/4	1 1/2	1 1/4	0	12.3	4 B 66 TB	A-1	2517	2 1/4	1 1/2	1 1/4	0	15.0
3 B 68 TB	6.4	6.8	7.15	A-1	2517	2 1/4	1 1/2	1 1/4	0	12.8	4 B 68 TB	A-1	2517	2 1/4	1 1/2	1 1/4	0	16.0
3 B 74 TB	7.0	7.4	7.75	A-1	2517	2 1/4	1 1/2	1 1/4	0	16.0	4 B 74 TB	A-1	2517	2 1/4	1 1/2	1 1/4	0	20.0
3 B 86 TB	8.2	8.6	8.95	A-2	2517	2 1/4	1 1/2	1 1/4	0	19.0	4 B 86 TB	A-2	2517	2 1/4	1 1/2	1 1/4	0	21.0
3 B 94 TB	9.0	9.4	9.75	A-2	2517	2 1/4	1 1/2	1 1/4	0	21.0	4 B 94 TB	A-2	2517	2 1/4	1 1/2	1 1/4	0	23.0
3 B 110 TB	10.6	11.0	11.35	A-2	2517	2 1/4	0	1 1/4	0	24.0	4 B 110 TB	A-2	2517	2 1/4	1 1/2	1 1/4	0	28.0
3 B 124 TB	12.0	12.4	12.75	A-3	2517	2 1/4	0	1 1/4	1/4	28.0	4 B 124 TB	A-3	2517	2 1/4	1 1/2	1 1/4	1 1/4	34.0
3 B 154 TB	15.0	15.4	15.75	A-3	2517	2 1/4	0	1 1/4	1/4	30.0	4 B 154 TB	A-3	2517	2 1/4	1 1/2	1 1/4	1 1/4	42.0
3 B 184 TB	18.0	18.4	18.75	A-3	2517	2 1/4	0	1 1/4	1/4	44.0	4 B 184 TB	A-3	2517	2 1/4	1 1/2	1 1/4	1	53.0
3 B 200 TB	19.6	20.0	20.35	A-3	3020	3	0	2	1/2	58.0	4 B 200 TB	A-3	3020	3	0	2	1/2	63.0
3 B 250 TB	24.6	25.0	25.35	A-3	3020	3	0	2	1/2	74.0	4 B 250 TB	A-3	3030	3	0	3	1 1/4	80.0
3 B 300 TB	29.6	30.0	30.35	A-3	3020	3	0	2	1/2	84.0	4 B 300 TB	A-3	3030	3	0	3	1 1/4	100.0
3 B 380 TB	37.6	38.0	38.35	A-3	3020	3	0	3	1/2	135.0	4 B 380 TB	A-3	3030	3	0	3	1 1/4	142.0

Weights do not include bushings. See page B-10-B-12 for additional bushing dimensions.

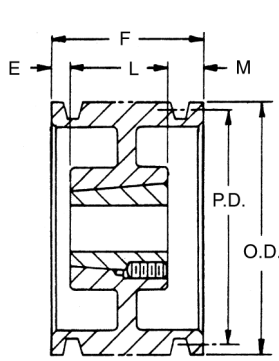
A/B Combination Groove Conventional Taper Bushed Stock Sheaves

Dimensions in inches, weight in pounds

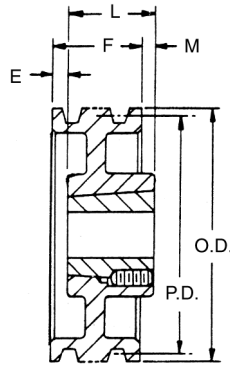
V-BELT DRIVES

5 Groove											6 Groove							
F = 4											F = 4¾							
Part Number	Diameters		OD	Type	Bush	Bush Max. Bore	E	L Thru Bore	M	Wt. Less Bush	Part Number	Type	Bush	Bush Max. Bore	E	L Thru Bore	M	Wt. Less Bush
	A Belts	B Belts																
5 B 34 TB	3.0	3.4	3.75	A-1	1210	1¼	2½	1½	0	5.0								
5 B 36 TB	3.2	3.6	3.95	A-1	1210	1¼	2½	1½	0	5.5								
5 B 38 TB	3.4	3.8	4.15	A-1	1215	1½	¾	1½	1%	6.0								
5 B 40 TB	3.6	4.0	4.35	A-1	1215	1½	¾	1½	1%	6.5								
5 B 42 TB	3.8	4.2	4.55	A-1	1615	1½	2½	1½	0	7.0	6 B 42 TB	A-1	1615	1%	3¼	1½	0	8.0
5 B 44 TB	4.0	4.4	4.75	A-1	1615	1½	2½	1½	0	8.0	6 B 44 TB	A-1	1615	1%	3¼	1½	0	9.0
5 B 46 TB	4.2	4.6	4.95	A-1	1615	1½	2½	1½	0	9.0	6 B 46 TB	A-1	1615	1%	3¼	1½	0	10.0
5 B 50 TB	4.6	5.0	5.35	A-1	1615	1½	¾	1½	0	10.5	6 B 50 TB	A-1	1615	1%	1¼	1½	2	11.9
5 B 52 TB	4.8	5.2	5.55	A-1	1615	1½	¾	1½	0	11.3	6 B 52 TB	A-1	1615	1%	1¼	1½	2	12.8
5 B 54 TB	5.0	5.4	5.75	A-1	2517	2½	2½	1%	0	11.5	6 B 54 TB	A-1	1615	1%	1¼	1½	2	13.7
5 B 56 TB	5.2	5.6	5.95	A-1	2517	2½	2½	1%	0	12.0	6 B 56 TB	A-1	1615	1%	1¼	1½	2	14.6
5 B 60 TB	5.6	6.0	6.35	A-1	2517	2½	2½	1%	0	14.0	6 B 60 TB	A-1	2517	2½	3	1%	0	16.0
5 B 64 TB	6.0	6.4	6.75	A-1	2517	2½	2½	1%	0	16.0	6 B 64 TB	A-1	2517	2½	3	1%	0	19.5
5 B 68 TB	6.4	6.8	7.15	A-1	2517	2½	2½	1%	0	18.0	6 B 68 TB	A-1	2517	2½	3	1%	0	21.0
5 B 74 TB	7.0	7.4	7.75	A-1	2517	2½	2½	1%	0	22.0	6 B 74 TB	A-1	2517	2½	3	1%	0	25.0
5 B 86 TB	8.2	8.6	8.95	A-2	2517	2½	2½	1%	0	24.0	6 B 86 TB	A-2	2517	2½	3	1%	0	27.0
5 B 94 TB	9.0	9.4	9.75	A-2	2517	2½	2½	1%	0	26.0	6 B 94 TB	A-2	2517	2½	3	1%	0	28.0
5 B 110 TB	10.6	11.0	11.35	A-2	2517	2½	2½	1%	0	35.0	6 B 110 TB	A-2	2517	2½	3	1%	0	34.0
5 B 124 TB	12.0	12.4	12.75	A-3	2517	2½	¾	1%	1½	40.0	6 B 124 TB	A-3	2517	2½	1%	1%	1%	43.0
5 B 154 TB	15.0	15.4	15.75	A-3	2517	2½	¾	1%	1½	47.0	6 B 154 TB	A-3	2517	2½	1%	1%	1½	52.0
5 B 184 TB	18.0	18.4	18.75	A-3	2517	2½	¾	1%	1½	52.0	6 B 184 TB	A-3	2517	2½	1%	1%	1%	62.0
5 B 200 TB	19.6	20.0	20.35	A-3	3030	3	¼	3	¾	75.0	6 B 200 TB	A-3	3030	3	¾	3	1%	85.0
5 B 250 TB	24.6	25.0	25.35	A-3	3030	3	¼	3	¾	81.0	6 B 250 TB	A-3	3030	3	¾	3	1%	100.0
5 B 300 TB	29.6	30.0	30.35	A-3	3030	3	¼	3	¾	109.0	6 B 300 TB	A-3	3030	3	¾	3	1%	137.0
5 B 380 TB	37.6	38.0	38.35	A-3	3030	3	¼	3	¾	158.0	6 B 380 TB	A-3	3030	3	¾	3	1%	168.0

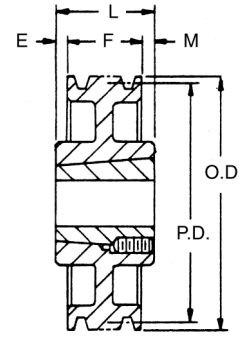
8 Groove											10 Groove							
F = 6¾											F = 7¾							
Part Number	Diameters		OD	Type	Bush	Bush Max. Bore	E	L Thru Bore	M	Wt. Less Bush	Part Number	Type	Bush	Bush Max. Bore	E	L Thru Bore	M	Wt. Less Bush
	A Belts	B Belts																
8 B 54 TB	5.0	5.4	5.75	A-1	2517	2½	1%	1%	2%	16.0	10 B 54 TB	A-1	2517	2½	3	1%	3	18.0
8 B 56 TB	5.2	5.6	5.95	A-1	2517	2½	1%	1%	2%	17.0	10 B 56 TB	A-1	2517	2½	3	1%	3	20.0
8 B 60 TB	5.6	6.0	6.35	A-1	2517	2½	1%	1%	2%	19.0	10 B 60 TB	A-1	2517	2½	3	1%	3	22.0
8 B 64 TB	6.0	6.4	6.75	A-1	2517	2½	1%	1%	2%	21.0	10 B 64 TB	A-1	2517	2½	3	1%	3	25.5
8 B 68 TB	6.4	6.8	7.15	A-1	2517	2½	1%	1%	2%	25.0	10 B 68 TB	A-1	2517	2½	3	1%	3	28.0
8 B 74 TB	7.0	7.4	7.75	A-1	2517	2½	1%	1%	2%	29.0	10 B 74 TB	A-1	2517	2½	3	1%	3	35.0
8 B 86 TB	8.2	8.6	8.95	A-1	3030	3	1	3	2¼	37.0	10 B 86 TB	A-1	3030	3	2	3	2¼	43.0
8 B 94 TB	9.0	9.4	9.95	A-2	3030	3	1	3	2¼	41.0	10 B 94 TB	A-2	3030	3	2	3	2¼	46.0
8 B 110 TB	10.6	11.0	11.35	A-2	3030	3	1	3	2¼	51.0	10 B 110 TB	A-2	3030	3	2	3	2¼	52.0
8 B 124 TB	12.0	12.4	12.75	A-3	3030	3	1	3	2¼	56.0								
8 B 154 TB	15.0	15.4	15.75	A-3	3030	3	1	3	2¼	69.0								
8 B 184 TB	18.0	18.4	18.75	A-3	3030	3	1	3	2¼	99.0								
8 B 200 TB	19.6	20.0	20.35	A-3	3030	3	1	3	2¼	115.0								
8 B 250 TB	24.6	25.0	25.35	A-3	3535	3½	¾	3½	2	145.0								
8 B 300 TB	29.6	30.0	30.35	A-3	3535	3½	¾	3½	2	170.0								
8 B 380 TB	37.6	38.0	38.35	A-3	4040	4	1%	4	1%	260.0								



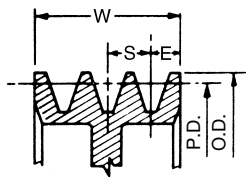
TYPE A



TYPE B



TYPE C



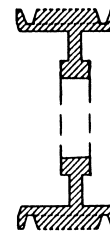
Groove Dimensions

Belt Section	E	S	O.D.
"C"	1/16	1	P.D. + .40

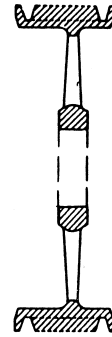
$W = S(N-1) + 2E$
 $N = \text{No. of Grooves}$



1 = SOLID



2 = WEB



3 = ARM/SPOKE

Dimensions in inches, weight in pounds

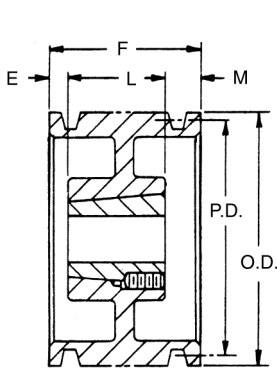
2 Groove										3 Groove							
F = 2 3/8										F = 3 3/8							
Part Number	PD C Belt	OD	Type	Bush	Bush Max. Bore	E	L Thru Bore	M	Wt. Less Bush	Part Number	Type	Bush	Bush Max. Bore	E	L Thru Bore	M	Wt. Less Bush
2 C 70 TB	7.00	7.40	A-1	2517	2 1/2	%	1 1/4	0	15.0	3 C 70 TB	A-1	2517	2 1/2	1/4	1 1/4	1 1/4	18.0
2 C 75 TB	7.50	7.90	A-1	2517	2 1/2	%	1 1/4	0	17.0	3 C 75 TB	A-1	2517	2 1/2	1/4	1 1/4	1 1/4	20.0
2 C 80 TB	8.00	8.40	A-1	2517	2 1/2	%	1 1/4	0	20.0	3 C 80 TB	A-1	2517	2 1/2	1/4	1 1/4	1 1/4	22.0
2 C 85 TB	8.50	8.90	A-2	2517	2 1/2	%	1 1/4	0	22.0	3 C 85 TB	A-2	2517	2 1/2	1/4	1 1/4	1 1/4	23.0
2 C 90 TB	9.00	9.40	A-2	2517	2 1/2	%	1 1/4	0	23.0	3 C 90 TB	A-2	2517	2 1/2	1/4	1 1/4	1 1/4	24.0
2 C 95 TB	9.50	9.90	A-2	2517	2 1/2	%	1 1/4	0	24.0	3 C 95 TB	A-2	2517	2 1/2	1/4	1 1/4	1 1/4	27.0
2 C 100 TB	10.00	10.40	A-2	2517	2 1/2	%	1 1/4	0	25.0	3 C 100 TB	A-2	2517	2 1/2	1/4	1 1/4	1 1/4	29.0
2 C 105 TB	10.50	10.90	A-2	2517	2 1/2	%	1 1/4	0	26.0	3 C 105 TB	A-2	2517	2 1/2	1/4	1 1/4	1 1/4	32.0
2 C 110 TB	11.00	11.40	A-2	2517	2 1/2	%	1 1/4	0	27.0	3 C 110 TB	A-2	2517	2 1/2	1/4	1 1/4	1 1/4	35.0
2 C 120 TB	12.00	12.40	A-2	2517	2 1/2	%	1 1/4	0	33.0	3 C 120 TB	A-2	3020	3	0	2	1 1/4	44.0
2 C 130 TB	13.00	13.40	A-3	2517	2 1/2	%	1 1/4	0	35.0	3 C 130 TB	A-3	3020	3	0	2	1 1/4	49.0
2 C 140 TB	14.00	14.40	A-3	2517	2 1/2	%	1 1/4	0	36.0	3 C 140 TB	A-3	3020	3	0	2	1 1/4	50.0
2 C 160 TB	16.00	16.40	A-3	2517	2 1/2	%	1 1/4	0	42.0	3 C 160 TB	A-3	3020	3	0	2	1 1/4	64.0
2 C 180 TB	18.00	18.40	A-3	3020	3	0	2	%	42.0	3 C 180 TB	A-3	3030	3	0	3	%	64.0
2 C 200 TB	20.00	20.40	A-3	3020	3	0	2	%	45.0	3 C 200 TB	A-3	3030	3	0	3	%	78.0
2 C 240 TB	24.00	24.40	A-3	3020	3	0	2	%	72.0	3 C 240 TB	A-3	3030	3	0	3	%	96.0
	30.00	30.40								3 C 300 TB	B-3	3535	3 1/2	0	3 1/2	1/4	125.0
	36.00	36.40								3 C 360 TB	B-3	3535	3 1/2	0	3 1/2	1/4	175.0

Weights do not include bushings. See page B-10-B-12 for additional bushing dimensions.

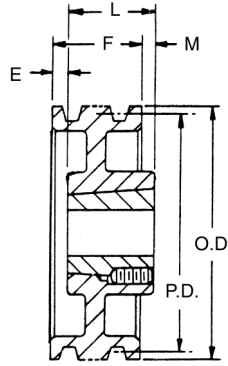
C Conventional Taper Bushed Sheaves

Martin

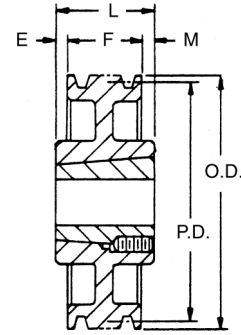
V-BELT DRIVES



TYPE A



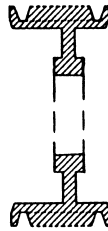
TYPE B



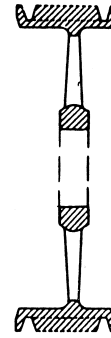
TYPE C



1 = SOLID



2 = WEB



3 = ARM/SPOKE

Dimensions in inches, weight in pounds

4 Groove										5 Groove							
F = 4%										F = 5%							
Part Number	PD C Belt	OD	Type	Bush	Bush Max. Bore	E	L Thru Bore	M	Wt. Less Bush	Part Number	Type	Bush	Bush Max. Bore	E	L Thru Bore	M	Wt. Less Bush
4 C 70 TB	7.00	7.40	A-1	2517	2½	½	1¼	2½	20.0	5 C 70 TB	A-1	2517	2½	1½	1¼	2½	23.0
4 C 75 TB	7.50	7.90	A-1	2517	2½	½	1¼	2½	23.0	5 C 75 TB	A-1	2517	2½	1½	1¼	2½	26.0
4 C 80 TB	8.00	8.40	A-1	2517	2½	½	1¼	2½	25.0	5 C 80 TB	A-1	2517	2½	1½	1¼	2½	30.0
4 C 85 TB	8.50	8.90	A-2	2517	2½	½	1¼	2½	26.0	5 C 85 TB	A-1	2517	2½	1½	1¼	2½	34.0
4 C 90 TB	9.00	9.40	A-2	2517	2½	½	1¼	2½	27.0	5 C 90 TB	A-2	2517	2½	1½	1¼	2½	35.0
4 C 95 TB	9.50	9.90	A-2	2517	2½	½	1¼	2½	36.0	5 C 95 TB	A-2	2517	2½	1½	1¼	2½	36.0
4 C 100 TB	10.00	10.40	A-2	2517	2½	½	1¼	2½	39.0	5 C 100 TB	A-2	2517	2½	1½	1¼	2½	39.0
4 C 105 TB	10.50	10.90	A-2	2517	2½	½	1¼	2½	42.0	5 C 105 TB	A-2	2517	2½	1½	1¼	2½	42.0
4 C 110 TB	11.00	11.40	A-2	2517	2½	½	1¼	2½	45.0	5 C 110 TB	A-2	2517	2½	1½	1¼	2½	43.0
4 C 120 TB	12.00	12.40	A-2	2517	3	0	3	1¼	47.0	5 C 120 TB	A-2	3030	3	½	3	1¼	58.0
4 C 130 TB	13.00	13.40	A-3	3030	3	0	3	1¼	51.0	5 C 130 TB	A-3	3030	3	½	3	1¼	63.0
4 C 140 TB	14.00	14.40	A-3	3030	3	0	3	1¼	54.0	5 C 140 TB	A-3	3030	3	½	3	1¼	65.0
4 C 160 TB	16.00	16.40	A-3	3030	3	0	3	1¼	71.0	5 C 160 TB	A-3	3030	3	½	3	1¼	70.0
4 C 180 TB	18.00	18.40	A-3	3030	3	0	3	1¼	81.0	5 C 180 TB	A-3	3030	3	½	3	1¼	83.0
4 C 200 TB	20.00	20.40	A-3	3030	3	0	3	1¼	84.0	5 C 200 TB	A-3	3535	3½	0	3½	1¼	110.0
4 C 240 TB	24.00	24.40	A-3	3030	3	0	3	1¼	116.0	5 C 240 TB	A-3	3535	3½	0	3½	1¼	138.0
4 C 300 TB	30.00	30.40	A-3	3535	3½	0	3½	¾	164.0	5 C 300 TB	A-3	3535	3½	0	3½	1¼	176.0
4 C 360 TB	36.00	36.40	A-3	3535	3½	0	3½	¾	192.0	5 C 360 TB	A-3	4040	4	¼	4	1¼	244.0
4 C 440 TB	44.00	44.40	A-3	4040	4	0	4	¾	282.0	5 C 440 TB	A-3	4040	4	¼	4	1¼	288.0



Conventional Taper Bushed Sheaves C

Let *Martin* quote your made to order and large quantity requirements.

Dimensions in inches, weight in pounds

6 Groove										8 Groove							
F = 6%										F = 8%							
Part Number	PD	OD	Type	Bush	Bush Max. Bore	E	L Thru Bore	M	Wt. Less Bush	Part Number	Type	Bush	Bush Max. Bore	E	L Thru Bore	M	Wt. Less Bush
	C Belt																
6 C 70 TB	7.00	7.40	A-1	3030	3	1	3	2%	30.0	8 C 80 TB	A-1	3030	3	2	3	3%	45.0
6 C 75 TB	7.50	7.90	A-1	3030	3	1	3	2%	31.0								
6 C 80 TB	8.00	8.40	A-1	3030	3	1	3	2%	35.0								
6 C 85 TB	8.50	8.90	A-1	3030	3	1	3	2%	40.0								
6 C 90 TB	9.00	9.40	A-1	3030	3	1	3	2%	47.0								
6 C 95 TB	9.50	9.90	A-1	3030	3	1	3	2%	53.0	8 C 95 TB	A-1	3535	3%	1%	3%	3%	67.0
6 C 100 TB	10.00	10.40	A-1	3030	3	1	3	2%	57.0	8 C 100 TB	A-1	3535	3%	1%	3%	3%	70.0
6 C 105 TB	10.50	10.90	A-2	3030	3	1	3	2%	58.0	8 C 105 TB	A-1	3535	3%	1%	3%	3%	84.0
6 C 110 TB	11.00	11.40	A-2	3030	3	1	3	2%	66.0	8 C 110 TB	A-1	3535	3%	1%	3%	3%	87.0
6 C 120 TB	12.00	12.40	A-2	3030	3	1	3	2%	70.0	8 C 120 TB	A-2	3535	3%	1%	3%	3%	90.0
6 C 130 TB	13.00	13.40	A-3	3030	3	1	3	2%	75.0	8 C 130 TB	A-2	3535	3%	1%	3%	3%	97.0
6 C 140 TB	14.00	14.40	A-3	3535	3%	1/2	3%	2%	80.0	8 C 140 TB	A-2	3535	3%	1%	3%	3%	105.0
6 C 160 TB	16.00	16.40	A-3	3535	3%	1/2	3%	2%	87.0	8 C 160 TB	A-3	3535	3%	1%	3%	3%	115.0
6 C 180 TB	18.00	18.40	A-3	3535	3%	1/2	3%	2%	102.0	8 C 180 TB	A-3	4040	4	1%	4	2%	137.0
6 C 200 TB	20.00	20.40	A-3	3535	3%	1/2	3%	2%	126.0	8 C 200 TB	A-3	4040	4	1%	4	2%	180.0
6 C 240 TB	24.00	24.40	A-3	3535	3%	1/2	3%	2%	150.0	8 C 240 TB	A-3	4040	4	1%	4	2%	205.0
6 C 300 TB	30.00	30.40	A-3	4040	4	1	4	1%	226.0	8 C 300 TB	A-3	4040	4	1%	4	2%	263.0
6 C 360 TB	36.00	36.40	A-3	4040	4	1	4	1%	270.0	8 C 360 TB	A-3	4545	4%	1%	4%	2%	343.0
6 C 440 TB	44.00	44.40	A-3	4040	4	1	4	1%	320.0	8 C 440 TB	A-3	4545	4%	1%	4%	2%	432.0

10 Groove										12 Groove							
F = 10%										F = 12%							
Part Number	PD	OD	Type	Bush	Bush Max. Bore	E	L Thru Bore	M	Wt. Less Bush	Part Number	Type	Bush	Bush Max. Bore	E	L Thru Bore	M	Wt. Less Bush
	C Belt																
10 C 90 TB	9.00	9.40	A-1	4545	4%	1%	4%	4%	57.0	12 C 90 TB	A-1	4040	4	3%	4	4%	65.0
10 C 95 TB	9.50	9.90	A-1	4545	4%	1%	4%	4%	66.0	12 C 95 TB	A-1	4040	4	3%	4	4%	75.0
10 C 100 TB	10.00	10.40	A-1	4545	4%	1%	4%	4%	77.0	12 C 100 TB	A-1	4040	4	3%	4	4%	85.0
10 C 105 TB	10.50	10.90	A-1	4545	4%	1%	4%	4%	87.0	12 C 105 TB	A-1	4040	4	3%	4	4%	95.0
10 C 110 TB	11.00	11.40	A-1	4545	4%	1%	4%	4%	98.0	12 C 110 TB	A-1	4040	4	3%	4	4%	104.0
10 C 120 TB	12.00	12.40	A-1	4545	4%	1%	4%	4%	121.0	12 C 120 TB	A-1	4040	4	3%	4	4%	126.0
10 C 130 TB	13.00	13.40	A-1	4545	4%	2	4%	3%	146.0	12 C 130 TB	A-1	4545	4%	3	4%	4%	156.0
10 C 140 TB	14.00	14.40	A-2	4545	4%	2	4%	3%	173.0	12 C 140 TB	A-1	4545	4%	3	4%	4%	184.0
10 C 160 TB	16.00	16.40	A-2	4545	4%	2	4%	3%	233.0								
10 C 180 TB	18.00	18.40	A-2	4545	4%	2	4%	3%	176.0								
10 C 200 TB	20.00	20.40	A-3	4545	4%	2	4%	3%	201.0								
10 C 240 TB	24.00	24.40	A-3	4545	4%	2	4%	3%	243.0								
10 C 300 TB	30.00	30.40	A-3	4545	4%	2	4%	3%	320.0								
10 C 360 TB	36.00	36.40	A-3	4545	4%	2	4%	3%	464.0								
10 C 440 TB	44.00	44.40	A-3	4545	4%	2	4%	3%	508.0								

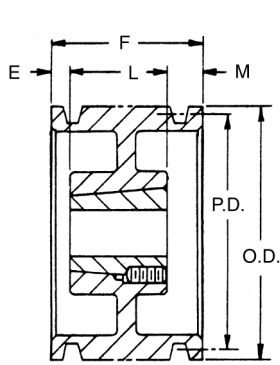
Weights do not include bushings. See page B-10-B-12 for additional bushing dimensions.

V-BELT DRIVES

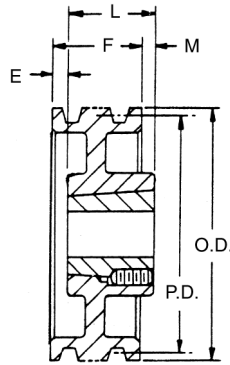
D Conventional Taper Bushed Sheaves



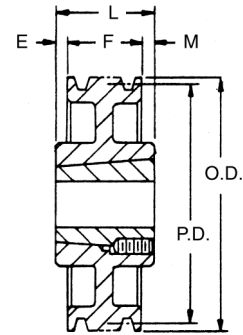
V-BELT DRIVES



TYPE A



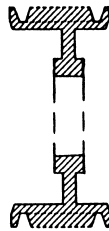
TYPE B



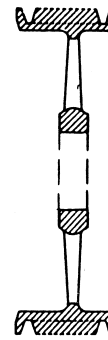
TYPE C



1 = SOLID



2 = WEB



3 = ARM/SPOKE

Dimensions in inches, weight in pounds

4 Groove										5 Groove							
F = 6 1/16										F = 7 1/2							
Part Number	PD	OD	Type	Bush	Bush Max. Bore	E	L Thru Bore	M	Wt. Less Bush	Part Number	Type	Bush	Bush Max. Bore	E	L Thru Bore	M	Wt. Less Bush
	D																
4 D 120 TB	12.0	12.6	A-2	3535	3 1/2	3/8	3 1/2	1 1/16	63.0	5 D 120 TB	A-1	4040	4	3/8	4	2 3/8	82.0
4 D 130 TB	13.0	13.6	A-2	3535	3 1/2	3/8	3 1/2	1 1/16	73.0	5 D 130 TB	A-2	4040	4	3/8	4	2 3/8	87.0
4 D 135 TB	13.5	14.1	A-2	3535	3 1/2	3/8	3 1/2	1 1/16	78.0	5 D 135 TB	A-2	4040	4	3/8	4	2 3/8	92.0
4 D 140 TB	14.0	14.6	A-2	3535	3 1/2	3/8	3 1/2	1 1/16	83.0	5 D 140 TB	A-2	4040	4	3/8	4	2 3/8	97.0
4 D 145 TB	14.5	15.1	A-2	3535	3 1/2	3/8	3 1/2	1 1/16	94.0	5 D 145 TB	A-2	4040	4	3/8	4	2 3/8	102.0
4 D 150 TB	15.0	15.6	A-2	3535	3 1/2	3/8	3 1/2	1 1/16	94.0	5 D 150 TB	A-2	4040	4	3/8	4	2 3/8	107.0
4 D 155 TB	15.5	16.1	A-2	3535	3 1/2	3/8	3 1/2	1 1/16	99.0	5 D 155 TB	A-2	4040	4	3/8	4	2 3/8	112.0
4 D 160 TB	16.0	16.6	A-2	3535	3 1/2	3/8	3 1/2	1 1/16	104.0	5 D 160 TB	A-2	4040	4	3/8	4	2 3/8	112.0
4 D 180 TB	18.0	18.6	A-3	3535	3 1/2	3/8	3 1/2	1 1/16	109.0	5 D 180 TB	A-3	4040	4	1	4	2 1/2	132.0
4 D 220 TB	22.0	22.6	A-3	4040	4	3/8	4	1 1/16	142.0	5 D 220 TB	A-3	4040	4	1	4	2 1/2	162.0
4 D 270 TB	27.0	27.6	A-3	4040	4	3/8	4	1 1/16	182.0	5 D 270 TB	A-3	4040	4	1	4	2 1/2	207.0

Dimensions in inches, weight in pounds

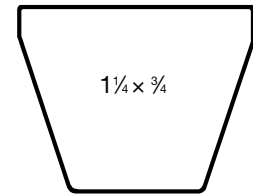
6 Groove										8 Groove							
F = 8 ¹⁵ / ₁₆										F = 11 ¹³ / ₁₆							
Part Number	PD	OD	Type	Bush	Bush Max. Bore	E	L Thru Bore	M	Wt. Less Bush	Part Number	Type	Bush	Bush Max. Bore	E	L Thru Bore	M	Wt. Less Bush
	D																
6 D 120 TB	12.0	12.6	A-1	4040	4	1	4	3 ⁵ / ₁₆	100.0	8 D 120 TB	A-1	4545	4 ¹ / ₂	1 ¹ / ₂	4 ¹ / ₂	6 ¹ / ₁₆	125.0
6 D 130 TB	13.0	13.6	A-2	4040	4	1 ¹ / ₂	4	3 ³ / ₁₆	100.0	8 D 130 TB	A-1	4545	4 ¹ / ₂	1	4 ¹ / ₂	6 ¹ / ₁₆	155.0
6 D 135 TB	13.5	14.1	A-2	4040	4	1 ¹ / ₂	4	3 ³ / ₁₆	107.0	8 D 135 TB	A-2	4545	4 ¹ / ₂	1	4 ¹ / ₂	6 ¹ / ₁₆	150.0
6 D 140 TB	14.0	14.6	A-2	4040	4	1 ¹ / ₂	4	3 ³ / ₁₆	112.0	8 D 140 TB	A-1	4545	4 ¹ / ₂	1	4 ¹ / ₂	6 ¹ / ₁₆	155.0
6 D 145 TB	14.5	15.1	A-2	4040	4	1 ¹ / ₂	4	3 ³ / ₁₆	117.0	8 D 145 TB	A-2	4545	4 ¹ / ₂	2	4 ¹ / ₂	5 ¹ / ₁₆	155.0
6 D 150 TB	15.0	15.6	A-2	4040	4	1 ¹ / ₂	4	3 ³ / ₁₆	122.0	8 D 150 TB	A-2	4545	4 ¹ / ₂	2	4 ¹ / ₂	5 ¹ / ₁₆	135.0
6 D 155 TB	15.5	16.1	A-2	4040	4	1 ¹ / ₂	4	3 ³ / ₁₆	127.0	8 D 155 TB	A-2	4545	4 ¹ / ₂	2	4 ¹ / ₂	5 ¹ / ₁₆	165.0
6 D 160 TB	16.0	16.6	A-2	4040	4	1 ¹ / ₂	4	3 ³ / ₁₆	175.0	8 D 160 TB	A-2	4545	4 ¹ / ₂	2	4 ¹ / ₂	5 ¹ / ₁₆	165.0
6 D 180 TB	18.0	18.6	A-2	4040	4	1 ¹ / ₂	4	3 ³ / ₁₆	185.0	8 D 180 TB	A-2	4545	4 ¹ / ₂	2 ¹ / ₂	4 ¹ / ₂	4 ¹ / ₁₆	180.0
6 D 220 TB	22.0	22.6	A-3	4040	4	1 ¹ / ₂	4	3 ³ / ₁₆	210.0	8 D 220 TB	A-3	4545	4 ¹ / ₂	2 ¹ / ₂	4 ¹ / ₂	4 ¹ / ₁₆	275.0
6 D 270 TB	27.0	27.6	A-3	4545	4 ¹ / ₂	1 ¹ / ₂	4 ¹ / ₂	2 ¹ / ₁₆	260.0	8 D 270 TB	A-3	4545	4 ¹ / ₂	2 ¹ / ₂	4 ¹ / ₂	4 ¹ / ₁₆	345.0
6 D 330 TB	33.0	33.6	A-3	4545	4 ¹ / ₂	1 ¹ / ₂	4 ¹ / ₂	2 ¹ / ₁₆	340.0	8 D 330 TB	A-3	4545	4 ¹ / ₂	2 ¹ / ₂	4 ¹ / ₂	4 ¹ / ₁₆	455.0

V-BELT DRIVES

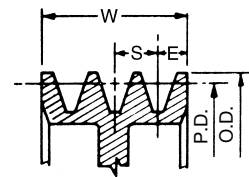
Dimensions in inches, weight in pounds

10 Groove									
F = 14 ¹¹ / ₁₆									
Part Number	PD	OD	Type	Bush	Bush Max. Bore	E	L Thru Bore	M	Wt. Less Bush
	D								
10 D 120 TB	12.0	12.6	A-1	4545	4 ¹ / ₂	2 ³ / ₁₆	4 ¹ / ₂	7 ¹ / ₁₆	140.0
10 D 130 TB	13.0	13.6	A-1	4545	4 ¹ / ₂	2 ³ / ₁₆	4 ¹ / ₂	7 ¹ / ₁₆	170.0
10 D 135 TB	13.5	14.1	A-2	4545	4 ¹ / ₂	2 ³ / ₁₆	4 ¹ / ₂	7 ¹ / ₁₆	170.0
10 D 140 TB	14.0	14.6	A-2	4545	4 ¹ / ₂	2 ³ / ₁₆	4 ¹ / ₂	7 ¹ / ₁₆	175.0
10 D 145 TB	14.5	15.1	A-2	4545	4 ¹ / ₂	2 ³ / ₁₆	4 ¹ / ₂	7 ¹ / ₁₆	180.0
10 D 150 TB	15.0	15.6	A-2	4545	4 ¹ / ₂	2 ³ / ₁₆	4 ¹ / ₂	7 ¹ / ₁₆	195.0
10 D 155 TB	15.5	16.1	A-2	4545	4 ¹ / ₂	2 ³ / ₁₆	4 ¹ / ₂	7 ¹ / ₁₆	175.0
10 D 160 TB	16.0	16.6	A-2	4545	4 ¹ / ₂	2 ³ / ₁₆	4 ¹ / ₂	7 ¹ / ₁₆	195.0
10 D 180 TB	18.0	18.6	A-2	4545	4 ¹ / ₂	4	4 ¹ / ₂	6 ¹ / ₁₆	195.0
10 D 220 TB	22.0	22.6	A-3	4545	4 ¹ / ₂	4	4 ¹ / ₂	6 ¹ / ₁₆	340.0
10 D 270 TB	27.0	27.6	A-3	4545	4 ¹ / ₂	4	4 ¹ / ₂	6 ¹ / ₁₆	415.0
10 D 330 TB	33.0	33.6	A-3	4545	4 ¹ / ₂	4 ¹ / ₂	4 ¹ / ₂	5 ¹ / ₁₆	485.0

Weights do not include bushings. See page B-10-B-12 for additional bushing dimensions.



D



Groove Dimensions

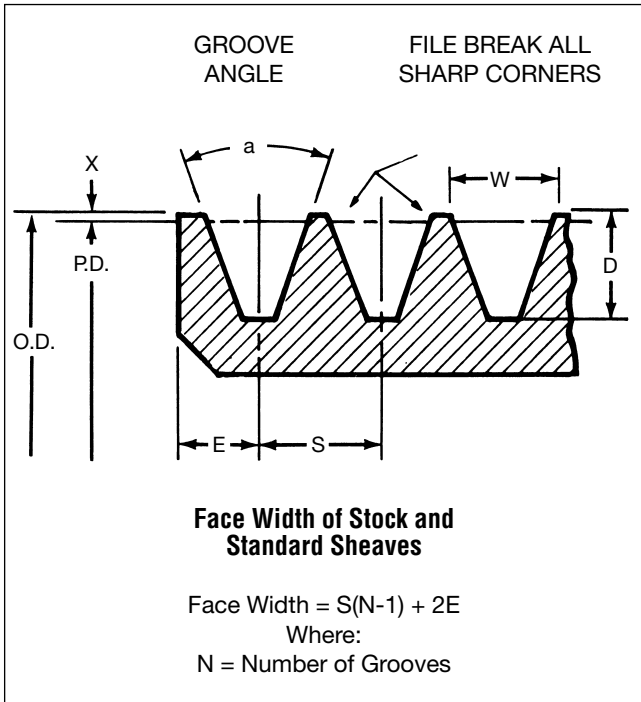
Belt Section	E	S	OD
"D"	3/8	1 1/16	P.D. + .60

W = S(N-1) + 2E
N = No. of Grooves

Hi-Cap Wedge Groove Dimensions and Tolerances



V-BELT DRIVES



HI-CAP WEDGE SHEAVES TOLERANCES

Outside Diameter	
Under 12.00"	± .005"
12.00" thru 17.99"	+ .010"
18.00" thru 36.00"	± .015"
Over 36.00"	± .020"
Outside Diameter Eccentricity	
Under 9.00"	.008"
9.00" thru 13.99"	.010"
14.00" thru 36.00"	.012"
Over 36.00"	.020"
Side Wobble And Runout	
20.00" O.D. & Under	not to exceed .001" per inch of diameter
Over 20.00" O.D.	.010" plus .0005" per inch of O.D.

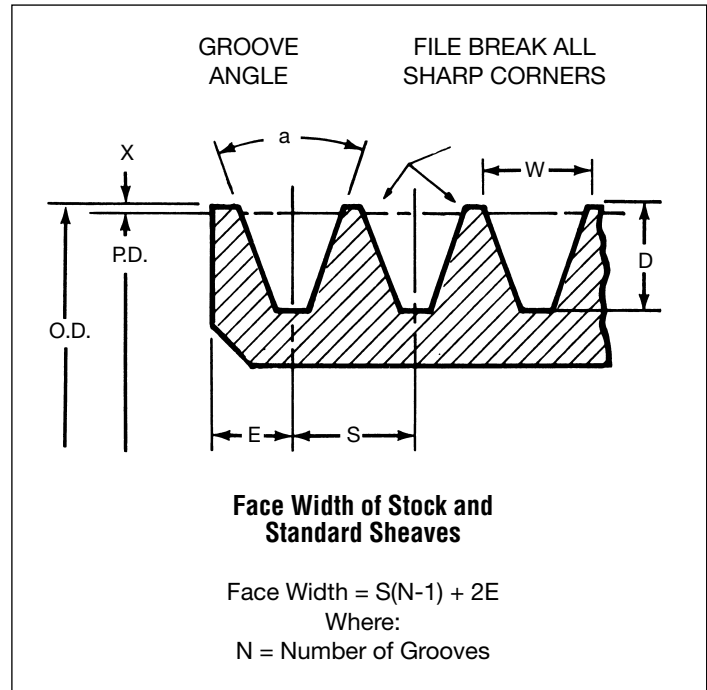
Standard Sheaves

Belt	Minimum Recommended Outside Diameter	Outside Effective Diameter	a Groove Angle	Groove Dimensions				
				W	D	X	S	E
3V	2.65	Under 3.5	36°	.350	.350	.025	.407	.344
		3.5 - 6	38°	.350	.350	.025	.407	.344
		6.01 - 12	40°	.350	.350	.025	.407	.344
		Over 12	42°	.350	.350	.025	.407	.344
5V	7.1	Under 10	38°	.600	.600	.050	.688	.500
		10 - 16	40°	.600	.600	.050	.688	.500
		Over 16	42°	.600	.600	.050	.688	.500
8V	12.5	Under 16	38°	1	1	.100	1.125	.750
		16 - 22.4	40°	1	1	.100	1.125	.750
		Over 22.4	42°	1	1	.100	1.125	.750

Dimensions in inches

CONVENTIONAL SHEAVE TOLERANCES

Outside Diameter	
Under 12.00"	± .020"
12.00" thru 23.99"	± .040"
24.00" thru 57.99"	± .060"
58.00" thru 71.99"	± .120"
Over 72.00"	± .250"
Outside Diameter Eccentricity	
Under 10.00" P.D.	.010"
10.01" thru 60.00" P.D.	.010" plus .0005" per inch of P.D.
Over 60.00" P.D.	Add .001" for each add'l inch of P.D.
Side Wobble And Runout	
20.00" P.D. & Under	not to exceed .001" per inch of P.D.
20.00" thru 60.00" P.D.	Add .0005" for each add'l inch of P.D. up to 60.00"
Over 60.00" P.D.	Add .001" for each add'l inch of P.D. above 60.00"



V-BELT DRIVES

Standard Sheaves

Belt	Minimum Recommended Pitch Diameter	P.D. Range	a Groove Angle ± ½°	Groove Dimensions					
				W	D ± .031	X	S* ± .031	E	
A	3.0	2.6 - 5.4 Over 5.4	34° 38°	.494	.490	.125	.625	.375	+.070 -.000
				.504 ± .005					
B	5.4	4.6 - 7.0 Over 7.0	34° 38°	.637	.580	.175	.750	.500	+.150 -.000
				.650 ± .005					
A - B	A 3.0 B 5.4	3.4 - 6.8 Over 6.8	34° 38°	.612	.625	.175	.750	.500	+.150 -.000
				.625 ± .005					
C	9.0	7.0 - 7.99 8.0 - 12.0 Over 12.0	34°	.879	.780	.200	1	.688	+.150 -.000
			36°	.887 ± .007					
			38°	.895 ± .007					
D	13.0	12.0 - 12.99 13.0 - 17.0 Over 17.0	34°	1.259	1.050	.300	1.438	.875	+.250 -.000
			36°	1.271 ± .007					
			38°	1.283 ± .007					
E	21.0	18.0 - 24.0 Over 24.0	36°	1.527	1.300	.400	1.75	1.123	+.250 -.000
			38°	1.542 ± .010					

Deep Groove Sheaves

Belt	Minimum Recommended Pitch Diameter	P.D. Range	a Groove Angle ± ½°	Groove Dimensions					
				W	D ± .031	X	S* ± .031	E	
A	3.0	2.6 - 5.4 Over 5.4	34° 38°	.589	.645	.280	.750	.438	+.070 -.000
				.611 ± .005					
B	5.4	4.6 - 7.0 Over 7.0	34° 38°	.747	.760	.355	.875	.563	+.150 -.000
				.774 ± .005					
C	9.0	7.0 - 7.99 8.0 - 12.0 Over 12.0	34°	1.066	1.085	.505	1.25	.813	+.150 -.000
			36°	1.085 ± .007					
			38°	1.105 ± .007					
D	13.0	12.0 - 12.99 13.0 - 17.0 Over 17.0	34°	1.513	1.465	.715	1.750	1.063	+.250 -.000
			36°	1.541 ± .007					
			38°	1.569 ± .007					
E	21.0	18.0 - 24.0 Over 24.0	36°	1.816	1.745	.845	2.063	1.313	+.250 -.000
			38°	1.849 ± .010					

Dimensions in inches

*Summation of the deviations from "S" for all grooves in any one sheave shall not exceed ± .063. Available on request, deep groove sheaves are intended for quarter turn drives and for long center vertical shaft drives. They may also be necessary for such applications as car shakers, vibrating screens and certain types of crushers where oscillation in center distance may occur.

V-Belt Drive Selection



V-BELT DRIVES





Stock Drive Selection

To select the best V-Belt Drive for an application, utilizing stock sheaves, simply follow the step by step instructions below:

BEFORE SELECTING A DRIVE, YOU NEED TO KNOW THESE FACTS:

1. The horsepower requirement of the drive.
2. The RPM of the driver.
3. The RPM of the driven machine.
4. The approximate center distance for the drive.
5. Shaft size of both units.
6. Average hours of operation per day.

TABLE 1 – SERVICE FACTORS

THE CORRECT SERVICE FACTOR IS DETERMINED BY:

1. The extent and frequency of peak loads.
2. The number of operating hours per year, broken down into average hours per day of continuous service.
3. The proper service category, (intermittent, normal or continuous). Select the one that most closely approximates your application conditions.

INTERMITTENT SERVICE – SERVICE FACTOR 1.0 TO 1.5

- a. Light Duty — Not more than 6 hours per day.
- b. Never exceeding rated load.

NORMAL SERVICE – SERVICE FACTOR 1.1 TO 1.6

- a. Daily service 6 to 16 hours per day.
- b. Where occasional starting or peak load does not exceed 200% of the full load.

CONTINUOUS SERVICE – SERVICE FACTOR 1.2 TO 1.8

- a. Continuous service 16 to 24 hours per day.
- b. Where starting or peak load is in excess of 200% of the full load or where starting or peak loads and overloads occur frequently.

TYPICAL SERVICE FACTORS

DRIVEN MACHINE TYPES	DRIVER TYPES					
Driven machine types noted below are representative samples only. Select a category most closely approximating your application from those listed below. IF IDLERS ARE USED, ADD THE FOLLOWING TO THE SERVICE FACTOR: Idler on slack side (inside) None Idler on slack side (outside) 0.1 Idler on tight side (inside) 0.1 Idler on tight side (outside) 0.2	ELECTRIC MOTORS:			ELECTRIC MOTORS:		
	INTERMITTENT SERVICE	NORMAL SERVICE	CONTINUOUS SERVICE	INTERMITTENT SERVICE	NORMAL SERVICE	CONTINUOUS SERVICE
Agitators for Liquids Blowers and Exhausters Centrifugal Pumps and Compressors Fans up to 10 HP Light Duty Conveyors	1.0	1.1	1.2	1.1	1.2	1.3
Belt Conveyors For Sand, Grain, etc. Dough Mixers Fans Over 10 HP Generators Line Shafts Laundry Machinery Machine Tools Punches-Presses-Shears Printing Machinery Positive Displacement Rotary Pumps Revolving and Vibrating Screens	1.1	1.2	1.3	1.2	1.3	1.4
Brick Machinery Bucket Elevators Exciters Piston Compressors Conveyors (Drag-Pan-Screw) Hammer Mills Paper Mill Beaters Piston Pumps Positive Displacement Blowers Pulverizers Saw Mill and Woodworking Machinery Textile Machinery	1.2	1.3	1.4	1.4	1.5	1.6
Crushers (Gyratory-Jaw-Roll) Mills (Ball-Rod-Tube) Hoists Rubber Calenders-Extruders-Mills	1.3	1.4	1.5	1.5	1.6	1.8
Chokable Equipment	2.0	2.0	2.0	2.0	2.0	2.0

FOR A GOOD COMMERCIAL DRIVE SELECTION, USE CONTINUOUS SERVICE FACTOR

Stock Drive Selection



V-BELT DRIVES

TYPICAL EXAMPLE

1. The driver is a 5 HP, normal torque electric motor.
2. The driver speed is 1750 RPM.
3. A speed reducer for a *Martin* screw conveyor is to be driven at 800 RPM.
4. The desired center distance is 20".
5. The driver shaft diameter is 1 1/2" and the driven shaft diameter is also 1 1/2".
6. The conveyor will operate 18-20 hours per day.

TABLE 2 — HiCap Wedge Cross Section Selection Chart

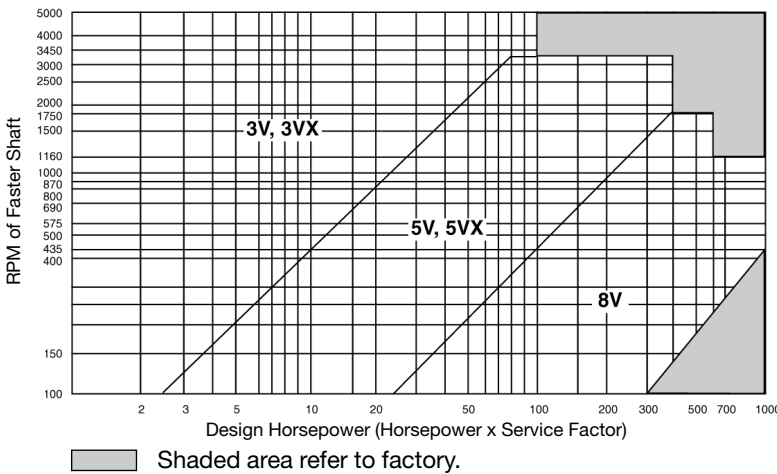


TABLE 3 — Conventional Cross Section Selection

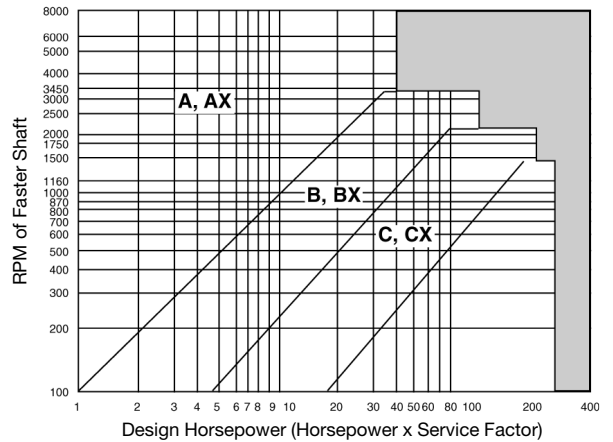


TABLE 4 — Minimum Recommended Sheave Diameters for Electric Motors

MOTOR HORSE-POWER	MOTOR RPM					
	575	695	870	1160	1750	3450
.50	2.50	2.50	2.50	—	—	—
.75	3.00	2.50	2.50	2.50	—	—
1.00	3.00	3.00	2.50	2.50	2.25	—
1.50	3.00	3.00	3.00	2.50	2.50	2.25
2.00	3.75	3.00	3.00	2.50	2.50	2.50
3.00	4.50	3.75	3.00	3.00	2.50	2.50
5.00	4.50	4.50	3.75	3.00	3.00	2.50
7.50	4.25	4.50	4.50	3.75	3.00	3.00
10.00	6.00	5.25	4.50	4.50	3.75	3.00
15.00	6.75	6.00	5.25	4.50	4.50	3.75
20.00	8.25	6.75	6.00	5.25	4.50	4.50
25.00	9.00	8.25	6.75	6.00	4.50	4.50*
* 30.00	10.00	9.00	6.75	6.75	5.25	—
40.00	10.00	10.00	8.25	6.75	6.00	—
50.00	11.00	10.00	9.00	8.25	6.75	—
60.00	12.00	11.00	10.00	9.00	7.50	—
75.00	14.00	13.00	10.00	10.00	9.00	—
100.00	18.00	15.00	13.00	13.00	10.00	—
125.00	20.00	18.00	15.00	13.00	11.00	—
150.00	22.00	20.00	18.00	13.00	—	—
200.00	22.00	22.00	22.00	—	—	—
250.00	22.00	22.00	—	—	—	—
300.00	27.00	27.00	—	—	—	—

*NOTE: Data above the line are from National Electrical Manufacturers Association Standard MG1-3.16 and MG1-3.16A. Data below the line are a composite of Electrical Motor Manufacturers data. They are generally conservative, and specific motors and bearings may permit the use of a smaller motor sheave. Consult the motor manufacturer.

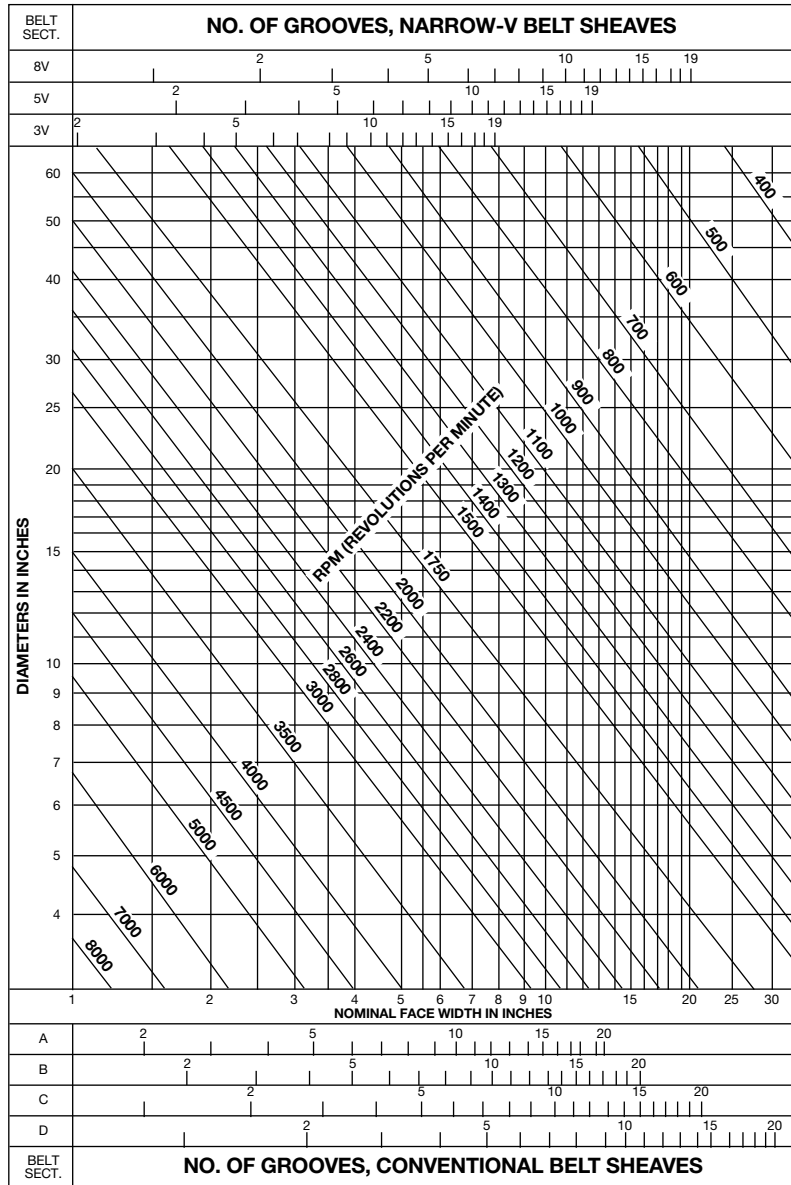
CAUTION

DO NOT USE STOCK SHEAVES ON SUCH EQUIPMENT AS DEBARKERS, WOOD CHIPPERS, CRUSHERS OR OTHER EQUIPMENT SUBJECT TO SEVERE SHOCK LOADS. CONSULT *Martin* FOR RECOMMENDATIONS.

TO DETERMINE THE NEED FOR DYNAMIC BALANCE

This chart shows the maximum speed limit (in RPM) for a standard statically balanced sheave by a given diameter and face width. To exceed this speed limit it is recommended the sheave be dynamically balanced. This information can also be used for pulleys.

STATIC BALANCING – Both stock and Made-to-Order sheaves and pulleys are given a careful static balance for normal speeds. they will operate safely at belt speeds up to 6,500 feet per minute, but at speeds over 5,000 feet per minute and at any speed where vibration is a problem, dynamic balancing is recommended.



EXAMPLE: A 10" diameter 2" wide sheave or pulley is recommended to be dynamically balanced (balanced in two planes) at 3450 RPM and above. Below 3450 RPM a static balance (balanced in one plane) is sufficient.

WARNING: When belt speeds exceed 6500 feet per minute special materials must be used; consult *Martin* for special design requirements.

STOCK DRIVE SELECTION PROCEDURE

STEP 1. DETERMINE DESIGN HORSEPOWER.

Refer to "Table 1 — Service Factors" Page D-43. Determine proper service (intermittent, normal, or continuous). Find the type of driven machine most similar to your application in the left column. Then to the right, find the driver type to be used and locate the service factor under your proper service selection.

DESIGN HORSEPOWER = HORSEPOWER REQUIREMENT X SERVICE FACTOR

Example: From Table 1 Service Factor 1.4
 HP Requirement × Service Factor = Design HP
 5 × 1.4 = 7 Design HP

STEP 2. DETERMINE PREFERRED BELT CROSS SECTION. The choice of belt selection type (either Hi-Cap Wedge or Conventional) is determined by conditions unique to your specific application. For advantages and disadvantages of belt section type or a recommendation for your specific application, contact your belt manufacturer.

If you have a preferred type, refer to the appropriate chart below. On the horizontal axis of Table 2 or Table 3 below, locate the **Design Horsepower** and read up to the **RPM of the Faster Shaft**. The point at which the lines intersect indicates the **Recommended Belt Cross Section**.

Example: From Table 2 3VX is chosen. (The decision to use Hi-Cap Wedge was arbitrary, conventional could have also been chosen.)

STEP 3. CHECK MINIMUM SMALL (DRIVER) SHEAVE DIAMETER.

Refer to Table 4. Locate intersection of given motor horsepower and speed (rpm) for recommended minimum diameter.

Example: From Table 4 minimum recommended diameter is 3.00".

STEP 4. SELECT THE DRIVE

- A) Turn to the **Stock Drive Selection Tables** for the applicable belt section.
- B) Find the **RPM of your DriveR**. (Speeds shown are for full load motor ratings.)
- C) Read down the **DriveN speed column** until you reach the speed nearest your desired speed. Under the same column heading you will find the **Horsepower per belt**.
- D) Read across to the left for the required **DriveR and DriveN sheaves**, making sure your DriveR diameter is larger than the minimum shown in Table 4.
- E) Read across to the right for shaft centers nearest to your **Approximate Center Distance**. The belt size is shown at the top of the center distance column.

Example: From Stock Drive Selection tables for 3V belts:

Given: **The DriveR rpm is 1750.**

DriveN speed is 800 rpm.

Therefore: **3.04 is the HP per belt.**

At the far left on the same row, the sheave combination of **3.00" DriveR** and **6.50" DriveN** will provide the desired speeds. (The min. diameter from Table 4 is 3.00"). The nearest shaft centers to the desired 20" provided by a standard belt is **20.5" provided by a 3VX x 560.**

STEP 5. DETERMINE THE NUMBER OF BELTS REQUIRED

To determine the number of belts (thus, the number of grooves) multiply the **horsepower per belt** found in step 4C by the **Arc & Length correction factor** found in the center distance column below the center distance selected. This gives the **corrected or actual horsepower per belt**. Now divide the **Design Horsepower** found in step 1 by the corrected horsepower to determine the number of belts required. (Always round up to the next whole number)

Example: # of Belts Required = $\frac{\text{Design HP}}{\text{Corrected HP}}$

Design HP found in step 1 is **7**, corrected HP is found by: Horsepower per belt (step 4c) × Arc & length correction factor

thus, **corrected HP = 3.04 × .96 = 2.92.**

of belts required = $\frac{7}{2.92} = 2.4$

Use 3 belts.

STEP 6. Order *Martin*

- (1) 3 3V 300 SH (driver sheave)
- (1) SH 1 $\frac{5}{8}$ (Bushing)
- (1) 3 3V 650 SDS (driven sheave)
- (1) SDS 1 $\frac{5}{8}$ (Bushing)

(The decision to use QD bushings was arbitrary.)

ALTERNATE EXAMPLE

A 25 horsepower, 1160 RPM squirrel cage normal torque electric motor is to drive a fan 315 RPM. The shaft centers should be about 40". The motor has a 2 1/8" shaft and the fan shaft is 2 1/4". Service is 15 hours per day, constant load.

- 1. Horsepower Requirement of the Drive25 HP
- 2. RPM of DriveR Shaft1160 RPM
- 3. RPM of DriveN Machine315 RPM
- 4. Approximate Center Distance40"

STEP 1 DETERMINE DESIGN HORSEPOWER

From Table 1 Service Factor 1.2
 HP Requirement × Service Factor = Design HP
 25 × 1.2 = 30 Design HP

STEP 2 DETERMINE BELT CROSS SECTION

From Table 3 — B

STEP 3 CHECK MINIMUM SMALL SHEAVE DIAMETER

From Table 4 — 6.75" min.

STEP 4 SELECT THE DRIVE

Locate the Drive Selection Tables
 For B Belts
 RPM of Drive — 1160 RPM
 Driven Speed — HP per Belt
 316 RPM — 8.19 HP per Belt
 Required Driver and Driven Sheave
 (Re-check minimum)
 6.8 Driver
 25.0 Driven (6.75" min.)

NOTE: EQUIPMENT THAT IS SUBJECT TO HEAVY SHOCK LOAD SUCH AS ROCK CRUSHERS OR WOOD CHIP-PERS, USUALLY REQUIRES SPECIAL CONSTRUCTION.

CONSULT FACTORY FOR RECOMMEN-DATIONS.

WARNING: BEFORE USING KEVLAR BELTS, CONSULT FACTORY.

Read across to right for shaft centers nearest required center distance. B-128 = 38.9" centers

Find corrected horsepower by multiplying HP per belt by Arc and Length correction factor. 8.19 × 1.06 = 8.68

Determine number of belts needed by dividing Design HP by corrected HP 30/8.68 = 3.45. Use 4 belts

Order *Martin*

- (1) 4 B 68 TB (Driver Sheave)
- (1) 2517 2 1/8 (Bushing)
- (1) 4 B 250 TB (Driven Sheave)
- (1) 3030 2 1/4 (Bushing)

(The decision to use Taper Bushed Sheaves was arbitrary.)

3V Stock Drive Selection



V-BELT DRIVES

Speed Ratio	Sheave Combination		DriveN Speeds and HP Per Belt								Nominal Center Distance And Arc-Length Correction Factors						
			3500 RPM DriveR		1750 RPM DriveR		1160 RPM DriveR		870 RPM DriveR								
	DriveR O.D.	DriveN O.D.	DriveN RPM	HP Per Belt 3VX	DriveN RPM	HP Per Belt 3VX	DriveN RPM	HP Per Belt 3VX	DriveN RPM	HP Per Belt 3VX	3VX Belt Length Designation						
											250	300	355	400	450	500	560
1.00	2.20	2.20	3500	2.33	1750	1.37	1160	0.98	870	0.77	9.0	11.5	14.3	16.5	19.0	21.5	24.5
1.00	2.35	2.35	3500	2.81	1750	1.63	1160	1.16	870	0.91	8.8	11.3	14.1	16.3	18.8	21.3	24.3
1.00	2.50	2.50	3500	3.30	1750	1.89	1160	1.34	870	1.05	8.6	11.1	13.8	16.1	18.6	21.1	24.1
1.00	2.65	2.65	3500	3.78	1750	2.15	1160	1.52	870	1.18	8.3	10.8	13.6	15.8	18.3	20.8	23.8
1.00	2.80	2.80	3500	4.25	1750	2.41	1160	1.69	870	1.32	8.1	10.6	13.4	15.6	18.1	20.6	23.6
ARC-LENGTH CORRECTION FACTOR											0.83	0.86	0.90	0.92	0.94	0.96	0.98
1.00	3.00	3.00	3500	4.88	1750	2.75	1160	1.93	870	1.50	7.8	10.3	13.0	15.3	17.8	20.3	23.3
1.00	3.15	3.15	3500	5.34	1750	3.01	1160	2.10	870	1.63	7.6	10.1	12.8	15.1	17.6	20.1	23.1
1.00	3.35	3.35	3500	5.96	1750	3.34	1160	2.34	870	1.81	7.2	9.7	12.5	14.7	17.2	19.7	22.7
1.00	3.65	3.65	3500	6.86	1750	3.85	1160	2.68	870	2.08	6.8	9.3	12.0	14.3	16.8	19.3	22.3
1.00	4.12	4.12	3500	8.24	1750	4.63	1160	3.22	870	2.49	6.0	8.5	11.3	13.5	16.0	18.5	21.5
ARC-LENGTH CORRECTION FACTOR											0.83	0.86	0.90	0.92	0.94	0.96	0.98
1.00	4.50	4.50	3500	9.32	1750	5.25	1160	3.65	870	2.82	—	7.9	10.7	12.9	15.4	17.9	20.9
1.00	4.75	4.75	3500	10.01	1750	5.65	1160	3.93	870	3.04	—	7.5	10.3	12.5	15.0	17.5	20.5
1.00	5.00	5.00	3500	10.68	1750	6.06	1160	4.21	870	3.26	—	7.1	9.9	12.1	14.6	17.1	20.1
1.00	5.30	5.30	3500	11.48	1750	6.53	1160	4.55	870	3.51	—	6.7	9.4	11.7	14.2	16.7	19.7
1.00	5.60	5.60	3500	12.25	1750	7.01	1160	4.88	870	3.77	—	—	9.0	11.2	13.7	16.2	19.2
ARC-LENGTH CORRECTION FACTOR											0.0	0.86	0.90	0.92	0.94	0.96	0.98
1.00	6.00	6.00	3500	13.24	1750	7.63	1160	5.32	870	4.11	—	—	8.3	10.6	13.1	15.6	18.6
1.00	6.50	6.50	3500	14.41	1750	8.40	1160	5.87	870	4.53	—	—	—	9.8	12.3	14.8	17.8
1.00	6.90	6.90	3500	15.30	1750	9.01	1160	6.30	870	4.87	—	—	—	9.2	11.7	14.2	17.2
1.00	8.00	8.00	+	+	1750	10.64	1160	7.47	870	5.78	—	—	—	—	9.9	12.4	15.4
1.00	10.60	10.60	+	+	1750	14.22	1160	10.13	870	7.87	—	—	—	—	—	—	—
ARC-LENGTH CORRECTION FACTOR											0.0	0.0	0.90	0.92	0.94	0.96	0.98
1.05	3.00	3.15	3331	5.00	1665	2.81	1140	1.97	828	1.53	7.7	10.2	12.9	15.2	17.7	20.2	23.2
1.05	4.75	5.00	3323	10.13	1662	5.71	1101	3.97	826	3.07	—	7.3	10.1	12.3	14.8	17.3	20.3
1.06	2.50	2.65	3298	3.44	1649	1.96	1093	1.39	820	1.08	8.5	11.0	13.7	16.0	18.5	21.0	24.0
1.06	2.65	2.80	3309	3.92	1655	2.22	1097	1.56	823	1.22	8.2	10.7	13.5	15.7	18.2	20.7	23.7
1.06	3.15	3.35	3288	5.48	1644	3.07	1090	2.15	817	1.67	7.4	9.9	12.6	14.9	17.4	19.9	22.9
ARC-LENGTH CORRECTION FACTOR											0.83	0.86	0.89	0.92	0.94	0.96	0.98
1.06	4.50	4.75	3314	9.45	1657	5.32	1098	3.70	824	2.86	—	7.7	10.5	12.7	15.2	17.7	20.7
1.06	5.00	5.30	3300	10.82	1650	6.12	1094	4.26	820	3.29	—	6.9	9.7	11.9	14.4	16.9	19.9
1.06	5.30	5.60	3311	11.62	1655	6.60	1097	4.59	823	3.55	—	—	9.2	11.4	13.9	16.4	19.4
1.06	6.50	6.90	3296	14.55	1648	8.47	1092	5.91	819	4.57	—	—	—	9.5	12.0	14.5	17.5
1.07	2.20	2.35	3272	2.48	1636	1.45	1084	1.03	813	0.81	8.9	11.4	14.2	16.4	18.9	21.4	24.4
ARC-LENGTH CORRECTION FACTOR											0.83	0.86	0.89	0.92	0.94	0.96	0.98
1.07	2.35	2.50	3286	2.97	1643	1.71	1089	1.21	817	0.95	8.7	11.2	13.9	16.2	18.7	21.2	24.2
1.07	2.80	3.00	3263	4.41	1631	2.49	1081	1.75	811	1.36	7.9	10.4	13.2	15.4	17.9	20.4	23.4
1.07	5.60	6.00	3265	12.40	1632	7.09	1082	4.93	812	3.81	—	—	8.6	10.9	13.4	15.9	18.9
1.08	6.00	6.50	3229	13.41	1614	7.72	1070	5.38	803	4.15	—	—	7.9	10.2	12.7	15.2	18.2
1.09	3.35	3.65	3208	6.15	1604	3.44	1063	2.40	797	1.86	7.0	9.5	12.3	14.5	17.0	19.5	22.5
ARC-LENGTH CORRECTION FACTOR											0.83	0.86	0.90	0.92	0.94	0.96	0.98
1.09	4.12	4.50	3201	8.43	1601	4.72	1061	3.29	796	2.54	5.7	8.2	11.0	13.2	15.7	18.2	21.2
1.11	4.50	5.00	3146	9.54	1573	5.36	1043	3.73	782	2.88	—	7.5	10.3	12.5	15.0	17.5	20.5
1.12	2.50	2.80	3118	3.54	1559	2.01	1033	1.42	775	1.11	8.3	10.8	13.6	15.8	18.3	20.8	23.8
1.12	3.00	3.35	3129	5.12	1564	2.87	1037	2.01	778	1.56	7.5	10.0	12.8	15.0	17.5	20.0	23.0
1.12	4.75	5.30	3133	10.25	1567	5.77	1038	4.01	779	3.10	—	7.1	9.9	12.1	14.6	17.1	20.1
ARC-LENGTH CORRECTION FACTOR											0.82	0.86	0.89	0.92	0.94	0.96	0.98
1.12	5.00	5.60	3122	10.93	1561	6.18	1035	4.29	776	3.32	—	6.7	9.4	11.7	14.2	16.7	19.7
1.13	2.35	2.65	3096	3.07	1548	1.76	1026	1.25	770	0.97	8.6	11.1	13.8	16.1	18.6	21.1	24.1
1.13	2.65	3.00	3085	4.03	1542	2.28	1022	1.60	767	1.25	8.1	10.6	13.3	15.6	18.1	20.6	23.6
1.13	2.80	3.15	3105	4.51	1552	2.54	1029	1.78	772	1.38	7.8	10.3	13.1	15.3	17.8	20.3	23.3
1.13	3.65	4.12	3096	7.12	1548	3.97	1026	2.77	770	2.14	6.4	8.9	11.6	13.9	16.4	18.9	21.9
ARC-LENGTH CORRECTION FACTOR											0.83	0.86	0.89	0.92	0.94	0.96	0.98
1.13	5.30	6.00	3088	11.73	1544	6.66	1024	4.63	768	3.58	—	—	8.9	11.1	13.6	16.1	19.1
1.14	2.20	2.50	3071	2.60	1536	1.50	1018	1.07	763	0.84	8.8	11.3	14.1	16.3	18.8	21.3	24.3
1.15	4.12	4.75	3031	8.52	1515	4.77	1005	3.32	753	2.56	—	8.0	10.8	13.0	15.5	18.0	21.0
1.15	6.00	6.90	3040	13.52	1520	7.78	1008	5.41	756	4.18	—	—	—	9.9	12.4	14.9	17.9
1.16	3.15	3.65	3014	5.64	1507	3.15	999	2.20	749	1.71	7.2	9.7	12.4	14.7	17.2	19.7	22.7
ARC-LENGTH CORRECTION FACTOR											0.83	0.86	0.89	0.92	0.94	0.96	0.98

3VX = COGGED/NOTCHED V-BELT VALUES ARE GIVEN FOR 3VX ONLY DUE TO GENERAL INDUSTRY TRENDS.

+ IF RIM SPEED EXCEEDS 6500 FEET PER MINUTE, CONSULT *Martin*.



Stock Drive Selection 3V

V-BELT DRIVES

Nominal Center Distances And Arc-Length Correction Factor															Sheave Combination		Speed Ratio
3VX Belt Length Designation															DriveR O.D.	DriveN O.D.	
600	630	670	710	800	850	900	950	1000	1060	1120	1180	1250	1320	1400			
26.5	28.0	30.0	32.0	36.5	39.0	41.5	44.0	46.5	49.5	52.5	55.5	59.0	62.5	66.5	2.20	2.20	1.00
26.3	27.8	29.8	31.8	36.3	38.8	41.3	43.8	46.3	49.3	52.3	55.3	58.8	62.3	66.3	2.35	2.35	1.00
26.1	27.6	29.6	31.6	36.1	38.6	41.1	43.6	46.1	49.1	52.1	55.1	58.6	62.1	66.1	2.50	2.50	1.00
25.8	27.3	29.3	31.3	35.8	38.3	40.8	43.3	45.8	48.8	51.8	54.8	58.3	61.8	65.8	2.65	2.65	1.00
25.6	27.1	29.1	31.1	35.6	38.1	40.6	43.1	45.6	48.6	51.6	54.6	58.1	61.6	65.6	2.80	2.80	1.00
0.99	1.00	1.01	1.02	1.04	1.05	1.07	1.08	1.08	1.10	1.11	1.11	1.13	1.14	1.15			
25.3	26.8	28.8	30.8	35.3	37.8	40.3	42.8	45.3	48.3	51.3	54.3	57.8	61.3	65.3	3.00	3.00	1.00
25.1	26.6	28.6	30.6	35.1	37.6	40.1	42.6	45.1	48.1	51.1	54.1	57.6	61.1	65.1	3.15	3.15	1.00
24.7	26.2	28.2	30.2	34.7	37.2	39.7	42.2	44.7	47.7	50.7	53.7	57.2	60.7	64.7	3.35	3.35	1.00
24.3	25.8	27.8	29.8	34.3	36.8	39.3	41.8	44.3	47.3	50.3	53.3	56.8	60.3	64.3	3.65	3.65	1.00
23.5	25.0	27.0	29.0	33.5	36.0	38.5	41.0	43.5	46.5	49.5	52.5	56.0	59.5	63.5	4.12	4.12	1.00
0.99	1.00	1.01	1.02	1.04	1.05	1.07	1.08	1.08	1.10	1.11	1.11	1.13	1.14	1.15			
22.9	24.4	26.4	28.4	32.9	35.4	37.9	40.4	42.9	45.9	48.9	51.9	55.4	58.9	62.9	4.50	4.50	1.00
22.5	24.0	26.0	28.0	32.5	35.0	37.5	40.0	42.5	45.5	48.5	51.5	55.0	58.5	62.5	4.75	4.75	1.00
22.1	23.6	25.6	27.6	32.1	34.6	37.1	39.6	42.1	45.1	48.1	51.1	54.6	58.1	62.1	5.00	5.00	1.00
21.7	23.2	25.2	27.2	31.7	34.2	36.7	39.2	41.7	44.7	47.7	50.7	54.2	57.7	61.7	5.30	5.30	1.00
21.2	22.7	24.7	26.7	31.2	33.7	36.2	38.7	41.2	44.2	47.2	50.2	53.7	57.2	61.2	5.60	5.60	1.00
0.99	1.00	1.01	1.02	1.04	1.05	1.07	1.08	1.08	1.10	1.11	1.11	1.13	1.14	1.15			
20.6	22.1	24.1	26.1	30.6	33.1	35.6	38.1	40.6	43.6	46.6	49.6	53.1	56.6	60.6	6.00	6.00	1.00
19.8	21.3	23.3	25.3	29.8	32.3	34.8	37.3	39.8	42.8	45.8	48.8	52.3	55.8	59.8	6.50	6.50	1.00
19.2	20.7	22.7	24.7	29.2	31.7	34.2	36.7	39.2	42.2	45.2	48.2	51.7	55.2	59.2	6.90	6.90	1.00
17.4	18.9	20.9	22.9	27.4	29.9	32.4	34.9	37.4	40.4	43.4	46.4	49.9	53.4	57.4	8.00	8.00	1.00
13.3	14.8	16.8	18.8	23.3	25.8	28.3	30.8	33.3	36.3	39.3	42.3	45.8	49.3	53.3	10.60	10.60	1.00
0.99	1.00	1.01	1.02	1.04	1.05	1.07	1.08	1.08	1.10	1.11	1.11	1.13	1.14	1.15			
25.2	26.7	28.7	30.7	35.2	37.7	40.2	42.7	45.2	48.2	51.2	54.2	57.7	61.2	65.2	3.00	3.15	1.05
22.3	23.8	25.8	27.8	32.3	34.8	37.3	39.8	42.3	45.3	48.3	51.3	54.8	58.3	62.3	4.75	5.00	1.05
26.0	27.5	29.5	31.5	36.0	38.5	41.0	43.5	46.0	49.0	52.0	55.0	58.5	62.0	66.0	2.50	2.65	1.06
25.7	27.2	29.2	31.2	35.7	38.2	40.7	43.2	45.7	48.7	51.7	54.7	58.2	61.7	65.7	2.65	2.80	1.06
24.9	26.4	28.4	30.4	34.9	37.4	39.9	42.4	44.9	47.9	50.9	53.9	57.4	60.9	64.9	3.15	3.35	1.06
0.99	1.00	1.01	1.02	1.04	1.05	1.07	1.08	1.08	1.10	1.11	1.11	1.13	1.14	1.15			
22.7	24.2	26.2	28.2	32.7	35.2	37.7	40.2	42.7	45.7	48.7	51.7	55.2	58.7	62.7	4.50	4.75	1.06
21.9	23.4	25.4	27.4	31.9	34.4	36.9	39.4	41.9	44.9	47.9	50.9	54.4	57.9	61.9	5.00	5.30	1.06
21.4	22.9	24.9	26.9	31.4	33.9	36.4	38.9	41.4	44.4	47.4	50.4	53.9	57.4	61.4	5.30	5.60	1.06
19.5	21.0	23.0	25.0	29.5	32.0	34.5	37.0	39.5	42.5	45.5	48.5	52.0	55.5	59.5	6.50	6.90	1.06
26.4	27.9	29.9	31.9	36.4	38.9	41.4	43.9	46.4	49.4	52.4	55.4	58.9	62.4	66.4	2.20	2.35	1.07
0.99	1.00	1.01	1.02	1.04	1.05	1.07	1.08	1.08	1.10	1.11	1.11	1.13	1.14	1.15			
26.2	27.7	29.7	31.7	36.2	38.7	41.2	43.7	46.2	49.2	52.2	55.2	58.7	62.2	66.2	2.35	2.50	1.07
25.4	26.9	28.9	30.9	35.4	37.9	40.4	42.9	45.4	48.4	51.4	54.4	57.9	61.4	65.4	2.80	3.00	1.07
20.9	22.4	24.4	26.4	30.9	33.4	35.9	38.4	40.9	43.9	46.9	49.9	53.4	56.9	60.9	5.60	6.00	1.07
20.2	21.7	23.7	25.7	30.2	32.7	35.2	37.7	40.2	43.2	46.2	49.2	52.7	56.2	60.2	6.00	6.50	1.08
24.5	26.0	28.0	30.0	34.5	37.0	39.5	42.0	44.5	47.5	50.5	53.5	57.0	60.5	64.5	3.35	3.65	1.09
0.99	1.00	1.01	1.02	1.04	1.05	1.07	1.08	1.08	1.10	1.11	1.11	1.13	1.14	1.15			
23.2	24.7	26.7	28.7	33.2	35.7	38.2	40.7	43.2	46.2	49.2	52.2	55.7	59.2	63.2	4.12	4.50	1.09
22.5	24.0	26.0	28.0	32.5	35.0	37.5	40.0	42.5	45.5	48.5	51.5	55.0	58.5	62.5	4.50	5.00	1.11
25.8	27.3	29.3	31.3	35.8	38.3	40.8	43.3	45.8	48.8	51.8	54.8	58.3	61.8	65.8	2.50	2.80	1.12
25.0	26.5	28.5	30.5	35.0	37.5	40.0	42.5	45.0	48.0	51.0	54.0	57.5	61.0	65.0	3.00	3.35	1.12
22.1	23.6	25.6	27.6	32.1	34.6	37.1	39.6	42.1	45.1	48.1	51.1	54.6	58.1	62.1	4.75	5.30	1.12
0.99	1.00	1.01	1.02	1.04	1.05	1.07	1.08	1.08	1.10	1.11	1.11	1.13	1.14	1.15			
21.7	23.2	25.2	27.2	31.7	34.2	36.7	39.2	41.7	44.7	47.7	50.7	54.2	57.7	61.7	5.00	5.60	1.12
26.1	27.6	29.6	31.6	36.1	38.6	41.1	43.6	46.1	49.1	52.1	55.1	58.6	62.1	66.1	2.35	2.65	1.13
25.6	27.1	29.1	31.1	35.6	38.1	40.6	43.1	45.6	48.6	51.6	54.6	58.1	61.6	65.6	2.65	3.00	1.13
25.3	26.8	28.8	30.8	35.3	37.8	40.3	42.8	45.3	48.3	51.3	54.3	57.8	61.3	65.3	2.80	3.15	1.13
23.9	25.4	27.4	29.4	33.9	36.4	38.9	41.4	43.9	46.9	49.9	52.9	56.4	59.9	63.9	3.65	4.12	1.13
0.99	1.00	1.01	1.02	1.04	1.05	1.07	1.08	1.08	1.10	1.11	1.11	1.13	1.14	1.15			
21.1	22.6	24.6	26.6	31.1	33.6	36.1	38.6	41.1	44.1	47.1	50.1	53.6	57.1	61.1	5.30	6.00	1.13
26.3	27.8	29.8	31.8	36.3	38.8	41.3	43.8	46.3	49.3	52.3	55.3	58.8	62.3	66.3	2.20	2.50	1.14
23.0	24.5	26.5	28.5	33.0	35.5	38.0	40.5	43.0	46.0	49.0	52.0	55.5	59.0	63.0	4.12	4.75	1.15
19.9	21.4	23.4	25.4	29.9	32.4	34.9	37.4	39.9	42.9	45.9	48.9	52.4	55.9	59.9	6.00	6.90	1.15
24.7	26.2	28.2	30.2	34.7	37.2	39.7	42.2	44.7	47.7	50.7	53.7	57.2	60.7	64.7	3.15	3.65	1.16
0.99	1.00	1.01	1.02	1.04	1.05	1.07	1.08	1.08	1.10	1.11	1.11	1.13	1.14	1.15			

FOR BELT SIZES NOT SHOWN INTERPOLATE FOR ADDITIONAL CENTER DISTANCE.

3VX = COGGED/NOTCHED V-BELT VALUES ARE GIVEN FOR 3VX ONLY DUE TO GENERAL INDUSTRY TRENDS.

+ IF RIM SPEED EXCEEDS 6500 FEET PER MINUTE, CONSULT *Martin*.

3V Stock Drive Selection



V-BELT DRIVES

Speed Ratio	Sheave Combination		DriveN Speeds and HP Per Belt								Nominal Center Distance And Arc-Length Correction Factors						
			3500 RPM DriveR		1750 RPM DriveR		1160 RPM DriveR		870 RPM DriveR								
	DriveR O.D.	DriveN O.D.	DriveN RPM	HP Per Belt 3VX	DriveN RPM	HP Per Belt 3VX	DriveN RPM	HP Per Belt 3VX	DriveN RPM	HP Per Belt 3VX	3VX Belt Length Designation						
											250	300	355	400	450	500	560
1.16	5.60	6.50	3012	12.54	1506	7.16	998	4.98	749	3.84	—	—	8.2	10.5	13.0	15.5	18.5
1.16	6.90	8.00	3016	15.59	1508	9.16	999	6.40	750	4.94	—	—	—	—	10.8	13.3	16.3
1.18	4.50	5.30	2967	9.63	1483	5.41	983	3.76	737	2.90	—	7.3	10.0	12.3	14.8	17.3	20.3
1.18	4.75	5.60	2964	10.33	1482	5.81	982	4.04	737	3.12	—	6.9	9.6	11.9	14.4	16.9	19.9
1.19	2.65	3.15	2935	4.11	1468	2.32	973	1.63	730	1.27	7.9	10.4	13.2	15.4	17.9	20.4	23.4
ARC-LENGTH CORRECTION FACTOR											0.82	0.86	0.89	0.91	0.94	0.95	0.98
1.20	2.35	2.80	2927	3.15	1464	1.80	970	1.27	728	1.00	8.5	11.0	13.7	16.0	18.5	21.0	24.0
1.20	2.50	3.00	2907	3.64	1453	2.06	963	1.45	723	1.13	8.2	10.7	13.4	15.7	18.2	20.7	23.7
1.20	2.80	3.35	2917	4.59	1458	2.58	967	1.81	725	1.40	7.7	10.2	12.9	15.2	17.7	20.2	23.2
1.20	5.00	6.00	2912	11.02	1456	6.22	965	4.33	724	3.34	—	—	9.1	11.3	13.9	16.4	19.4
1.21	2.20	2.65	2894	2.68	1447	1.54	959	1.10	719	0.86	8.7	11.2	13.9	16.2	18.7	21.2	24.2
ARC-LENGTH CORRECTION FACTOR											0.83	0.86	0.89	0.91	0.94	0.96	0.98
1.22	3.00	3.65	2868	5.24	1434	2.93	951	2.05	713	1.59	7.3	9.8	12.5	14.8	17.3	19.8	22.8
1.22	4.12	5.00	2878	8.60	1439	4.81	954	3.34	715	2.58	—	7.8	10.6	12.8	15.3	17.8	20.8
1.23	3.35	4.12	2838	6.32	1419	3.53	941	2.46	705	1.90	6.6	9.1	11.9	14.1	16.6	19.1	22.1
1.23	5.30	6.50	2849	11.84	1424	6.72	944	4.67	708	3.61	—	—	8.5	10.7	13.2	15.7	18.7
1.23	5.60	6.90	2836	12.61	1418	7.19	940	5.00	705	3.86	—	—	7.9	10.2	12.7	15.2	18.2
ARC-LENGTH CORRECTION FACTOR											0.82	0.86	0.89	0.91	0.93	0.95	0.97
1.23	6.50	8.00	2840	14.78	1420	8.59	941	5.99	706	4.62	—	—	—	8.6	11.1	13.6	16.6
1.24	3.65	4.50	2831	7.24	1416	4.03	938	2.81	704	2.17	6.1	8.6	11.3	13.6	16.1	18.6	21.6
1.25	4.50	5.60	2806	9.70	1403	5.44	930	3.78	698	2.92	—	7.0	9.8	12.1	14.6	17.1	20.1
1.27	2.50	3.15	2766	3.70	1383	2.09	917	1.47	688	1.15	8.1	10.6	13.3	15.6	18.1	20.6	23.6
1.27	2.65	3.35	2758	4.18	1379	2.35	914	1.65	685	1.28	7.8	10.3	13.0	15.3	17.8	20.3	23.3
ARC-LENGTH CORRECTION FACTOR											0.82	0.85	0.89	0.91	0.93	0.95	0.98
1.27	4.75	6.00	2765	10.41	1382	5.85	916	4.07	687	3.14	—	—	9.3	11.5	14.0	16.5	19.5
1.28	2.20	2.80	2736	2.73	1368	1.57	907	1.12	680	0.87	8.6	11.1	13.8	16.1	18.6	21.1	24.1
1.28	2.35	3.00	2729	3.22	1364	1.83	904	1.30	678	1.01	8.3	10.8	13.5	15.8	18.3	20.8	23.8
1.29	4.12	5.30	2713	8.65	1357	4.83	899	3.36	674	2.59	—	7.6	10.3	12.6	15.1	17.6	20.6
1.30	5.00	6.50	2686	11.10	1343	6.27	890	4.35	668	3.36	—	—	8.7	10.9	13.4	16.0	19.0
ARC-LENGTH CORRECTION FACTOR											0.82	0.86	0.89	0.91	0.93	0.95	0.98
1.30	5.30	6.90	2682	11.90	1341	6.74	889	4.69	667	3.62	—	—	8.1	10.4	12.9	15.4	18.4
1.31	2.80	3.65	2674	4.68	1337	2.62	886	1.83	665	1.43	7.4	9.9	12.7	14.9	17.4	19.9	22.9
1.31	3.15	4.12	2666	5.77	1333	3.22	884	2.24	663	1.74	6.8	9.3	12.0	14.3	16.8	19.3	22.3
1.31	3.65	4.75	2681	7.29	1340	4.06	889	2.82	666	2.18	5.9	8.4	11.1	13.4	15.9	18.4	21.4
1.32	10.60	14.00	+	+	1323	14.43	877	10.27	658	7.98	—	—	—	—	—	—	—
ARC-LENGTH CORRECTION FACTOR											0.82	0.86	0.89	0.91	0.93	0.95	0.97
1.33	8.00	10.60	+	+	1319	10.86	874	7.61	656	5.89	—	—	—	—	—	—	13.3
1.34	4.50	6.00	2618	9.76	1309	5.47	868	3.80	651	2.93	—	6.7	9.5	11.7	14.2	16.7	19.7
1.34	6.00	8.00	2619	13.68	1310	7.86	868	5.47	651	4.22	—	—	—	8.9	11.5	14.0	17.0
1.35	2.35	3.15	2597	3.26	1298	1.85	861	1.31	645	1.02	8.2	10.7	13.4	15.7	18.2	20.7	23.7
1.35	2.50	3.35	2598	3.75	1299	2.12	861	1.49	646	1.16	7.9	10.4	13.1	15.4	17.9	20.4	23.4
ARC-LENGTH CORRECTION FACTOR											0.82	0.86	0.89	0.91	0.93	0.95	0.97
1.35	3.35	4.50	2596	6.40	1298	3.57	860	2.48	645	1.92	6.3	8.8	11.6	13.8	16.3	18.8	21.8
1.36	4.12	5.60	2567	8.69	1283	4.85	851	3.37	638	2.60	—	7.3	10.1	12.3	14.8	17.4	20.4
1.37	2.20	3.00	2551	2.78	1275	1.60	845	1.13	634	0.89	8.4	10.9	13.7	15.9	18.4	20.9	23.9
1.37	3.65	5.00	2545	7.32	1273	4.08	844	2.83	633	2.19	5.7	8.2	10.9	13.2	15.7	18.2	21.2
1.37	4.75	6.50	2550	10.47	1275	5.88	845	4.09	634	3.15	—	—	8.9	11.1	13.6	16.1	19.1
ARC-LENGTH CORRECTION FACTOR											0.81	0.84	0.88	0.91	0.91	0.93	0.97
1.38	2.65	3.65	2528	4.24	1264	2.38	838	1.67	628	1.30	7.5	10.0	12.8	15.0	17.5	20.0	23.0
1.38	3.00	4.12	2537	5.34	1268	2.98	841	2.08	631	1.61	6.9	9.4	12.1	14.4	16.9	19.4	22.4
1.38	5.00	6.90	2529	11.15	1229	6.29	838	4.37	629	3.37	—	—	8.3	10.6	13.1	15.6	18.6
1.42	3.35	4.75	2457	6.44	1229	3.58	814	2.50	611	1.93	6.1	8.6	11.4	13.6	16.1	18.6	21.6
1.43	2.35	3.35	2439	3.30	1220	1.87	808	1.32	606	1.03	8.0	10.5	13.3	15.5	18.0	20.5	23.5
ARC-LENGTH CORRECTION FACTOR											0.82	0.85	0.89	0.91	0.91	0.95	0.97
1.43	5.60	8.00	2443	12.73	1222	7.25	810	5.04	607	3.89	—	—	—	9.2	11.8	14.3	17.3
1.44	2.20	3.15	2427	2.81	1214	1.61	805	1.14	603	0.89	8.3	10.8	13.5	15.8	18.3	20.8	23.8
1.44	3.15	4.50	2438	5.38	1219	3.25	808	2.27	606	1.75	6.5	9.0	11.7	14.0	16.5	19.0	22.0
1.45	4.50	6.50	2415	9.81	1207	5.49	800	3.82	600	2.95	—	—	9.1	11.3	13.8	16.3	19.3
1.46	3.65	5.30	2400	7.35	1200	4.09	795	2.85	597	2.20	—	7.9	10.7	12.9	15.4	18.0	21.0
ARC-LENGTH CORRECTION FACTOR											0.82	0.85	0.89	0.91	0.93	0.95	0.97

3VX = COGGED/NOTCHED V-BELT VALUES ARE GIVEN FOR 3VX ONLY DUE TO GENERAL INDUSTRY TRENDS.

+ IF RIM SPEED EXCEEDS 6500 FEET PER MINUTE, CONSULT *Martin*.



Stock Drive 3V Selection

Nominal Center Distances And Arc-Length Correction Factor															Sheave Combination		Speed Ratio
3VX Belt Length Designation															DriveR O.D.	DriveN O.D.	
600	630	670	710	800	850	900	950	1000	1060	1120	1180	1250	1320	1400			
20.5	22.0	24.0	26.0	30.5	33.0	35.5	38.0	40.5	43.5	46.5	49.5	53.0	56.5	60.5	5.60	6.50	1.16
18.3	19.8	21.8	23.8	28.3	30.8	33.3	35.8	38.3	41.3	44.3	47.3	50.8	54.3	58.3	6.90	8.00	1.16
22.3	23.8	25.8	27.8	32.3	34.8	37.3	39.8	42.3	45.3	48.3	51.3	54.8	58.3	62.3	4.50	5.30	1.18
21.9	23.4	25.4	27.4	31.9	34.4	36.9	39.4	41.9	44.9	47.9	50.9	54.4	57.9	61.9	4.75	5.60	1.18
25.4	26.9	28.9	30.9	35.4	37.9	40.4	42.9	45.4	48.4	51.4	54.4	57.9	61.4	65.4	2.65	3.15	1.19
0.99	1.00	1.01	1.02	1.04	1.05	1.06	1.07	1.08	1.09	1.10	1.11	1.12	1.13	1.14			
26.0	27.5	29.5	31.5	36.0	38.5	41.0	43.5	46.0	49.0	52.0	55.0	58.5	62.0	66.0	2.35	2.80	1.20
25.7	27.2	29.2	31.2	35.7	38.2	40.7	43.2	45.7	48.7	51.7	54.7	58.2	61.7	65.7	2.50	3.00	1.20
25.2	26.7	28.7	30.7	35.2	37.7	40.2	42.7	45.2	48.2	51.2	54.2	57.7	61.2	65.2	2.80	3.35	1.20
21.4	22.9	24.9	26.9	31.4	33.9	36.4	38.9	41.4	44.4	47.4	50.4	53.9	57.4	61.4	5.00	6.00	1.20
26.2	27.7	29.7	31.7	36.2	38.7	41.2	43.7	46.2	49.2	52.2	55.2	58.7	62.2	66.2	2.20	2.65	1.21
0.99	1.00	1.01	1.02	1.04	1.05	1.06	1.07	1.08	1.09	1.10	1.11	1.12	1.13	1.14			
24.8	26.3	28.3	30.3	34.8	37.3	39.8	42.3	44.8	47.8	50.8	53.8	57.3	60.8	64.8	3.00	3.65	1.22
22.8	24.8	26.3	28.3	32.8	35.3	37.8	40.3	42.8	45.8	48.8	51.8	55.3	58.8	62.8	4.12	5.00	1.22
24.1	25.6	27.6	29.6	34.1	36.6	39.1	41.6	44.1	47.1	50.1	53.1	56.6	60.1	64.1	3.35	4.12	1.23
20.7	22.2	24.2	26.2	30.7	33.2	35.7	38.2	40.7	43.7	46.7	49.7	53.2	56.7	60.7	5.30	6.50	1.23
20.2	21.7	23.7	25.7	30.2	32.7	35.2	37.7	40.2	43.2	46.2	49.2	52.7	56.2	60.2	5.60	6.90	1.23
0.99	1.00	1.01	1.02	1.04	1.05	1.06	1.07	1.08	1.09	1.10	1.11	1.12	1.13	1.14			
18.6	20.1	22.1	24.1	28.6	31.1	33.6	36.1	38.6	41.6	44.6	47.6	51.1	54.6	58.6	6.50	8.00	1.23
23.6	25.1	27.1	29.1	33.6	36.1	38.6	41.1	43.6	46.6	49.6	52.6	56.1	59.6	63.6	3.65	4.50	1.24
22.1	23.6	25.6	27.6	32.1	34.6	37.1	39.6	42.1	45.1	48.1	51.1	54.6	58.1	62.1	4.50	5.60	1.25
25.6	27.1	29.1	31.1	35.6	38.1	40.6	43.1	45.6	48.6	51.6	54.6	58.1	61.6	65.6	2.50	3.15	1.27
25.3	26.8	28.8	30.8	35.3	37.8	40.3	42.8	45.3	48.3	51.3	54.3	57.8	61.3	65.3	2.65	3.35	1.27
0.99	1.00	1.01	1.02	1.04	1.05	1.06	1.07	1.08	1.09	1.10	1.11	1.12	1.13	1.14			
21.5	23.0	25.0	27.0	31.6	34.1	36.6	39.1	41.6	44.6	47.6	50.6	54.1	57.6	61.6	4.75	6.00	1.27
26.1	27.6	29.6	31.6	36.1	38.6	41.1	43.6	46.1	49.1	52.1	55.1	58.6	62.1	66.1	2.20	2.80	1.28
25.8	27.3	29.3	31.3	35.8	38.3	40.8	43.3	45.8	48.8	51.8	54.8	58.3	61.8	65.8	2.35	3.00	1.28
22.6	24.1	26.1	28.1	32.6	35.1	37.6	40.1	42.6	45.6	48.6	51.6	55.1	58.6	62.6	4.12	5.30	1.29
21.0	22.5	24.5	26.5	31.0	33.5	36.0	38.5	41.0	44.0	47.0	50.0	53.5	57.0	61.0	5.00	6.50	1.30
0.99	1.00	1.01	1.02	1.04	1.05	1.06	1.07	1.08	1.09	1.10	1.11	1.12	1.13	1.14			
20.4	21.9	23.9	25.9	30.4	32.9	35.4	37.9	40.4	43.4	46.4	49.4	52.9	56.4	60.4	5.30	6.90	1.30
24.9	26.4	28.4	30.4	34.9	37.4	39.9	42.4	44.9	47.9	50.9	53.9	57.4	60.9	64.9	2.80	3.65	1.31
24.3	25.8	27.8	29.8	34.3	36.8	39.3	41.8	44.3	47.3	50.3	53.3	56.8	60.3	64.3	3.15	4.12	1.31
23.4	24.9	26.9	28.9	33.4	35.9	38.4	40.9	43.4	46.4	49.4	52.4	55.9	59.4	63.4	3.65	4.75	1.31
—	—	14.1	16.1	20.6	23.1	25.6	28.1	30.6	33.6	36.6	39.6	43.1	46.6	50.7	10.60	14.00	1.32
0.99	1.00	1.01	1.02	1.04	1.05	1.06	1.07	1.08	1.09	1.10	1.11	1.12	1.13	1.14			
15.3	16.8	18.8	20.9	25.4	27.9	30.4	32.9	35.4	38.4	41.4	44.4	47.9	51.4	55.4	8.00	10.60	1.33
21.7	23.2	25.2	27.2	31.7	34.2	36.7	39.2	41.7	44.7	47.7	50.7	54.2	57.7	61.7	4.50	6.00	1.34
19.0	20.5	22.5	24.5	29.0	31.5	34.0	36.5	39.0	42.0	45.0	48.0	51.5	55.0	59.0	6.00	8.00	1.34
25.7	27.2	29.2	31.2	35.7	38.2	40.7	43.2	45.7	48.7	51.7	54.7	58.2	61.7	65.7	2.35	3.15	1.35
25.4	26.9	28.9	30.9	35.4	37.9	40.4	42.9	45.4	48.4	51.4	54.4	57.9	61.4	65.4	2.50	3.35	1.35
0.99	1.00	1.01	1.02	1.04	1.05	1.06	1.07	1.08	1.09	1.10	1.11	1.12	1.13	1.14			
23.8	25.3	27.3	29.3	33.8	36.3	38.8	41.3	43.8	46.8	49.8	52.8	56.3	59.8	63.8	3.35	4.50	1.35
22.4	23.9	25.9	27.9	32.4	34.9	37.4	39.9	42.4	45.4	48.4	51.4	54.9	58.4	62.4	4.12	5.60	1.36
25.9	27.4	29.4	31.4	35.9	38.4	40.9	43.4	45.9	48.9	51.9	54.9	58.4	61.9	65.9	2.20	3.00	1.37
23.2	24.7	26.7	28.7	33.2	35.7	38.2	40.7	43.2	46.2	49.2	52.2	55.7	59.2	63.2	3.65	5.00	1.37
21.1	22.6	24.6	26.6	31.2	33.7	36.2	38.7	41.2	44.2	47.2	50.2	53.7	57.2	61.2	4.75	6.50	1.37
0.99	0.99	1.01	1.02	1.04	1.05	1.06	1.07	1.08	1.09	1.10	1.11	1.12	1.13	1.14			
25.0	26.5	28.5	30.5	35.0	37.5	40.0	42.5	45.0	48.0	51.0	54.0	57.5	61.0	65.1	2.65	3.65	1.38
24.4	25.9	27.9	29.9	34.4	36.9	39.4	41.9	44.4	47.4	50.4	53.4	56.9	60.4	64.4	3.00	4.12	1.38
20.6	22.1	24.1	26.1	30.6	33.1	35.6	38.1	40.6	43.6	46.6	49.6	53.1	56.6	60.6	5.00	6.90	1.38
23.6	25.1	27.1	29.1	33.6	36.1	38.6	41.1	43.6	46.6	49.6	52.6	56.1	59.6	63.6	3.35	4.75	1.42
25.5	27.0	29.0	31.0	35.5	38.0	40.5	43.0	45.5	48.5	51.5	54.5	58.0	61.5	65.5	2.35	3.35	1.43
0.99	1.00	1.01	1.02	1.04	1.05	1.06	1.07	1.08	1.09	1.10	1.11	1.12	1.13	1.14			
19.3	20.8	22.8	24.8	29.3	31.8	34.3	36.8	39.3	42.3	45.3	48.3	51.8	55.3	59.3	5.60	8.00	1.43
25.8	27.3	29.3	31.3	35.8	38.3	40.8	43.3	45.8	48.8	51.8	54.8	58.3	61.8	65.8	2.20	3.15	1.44
24.0	25.5	27.5	29.5	34.0	36.5	39.0	41.5	44.0	47.0	50.0	53.0	56.5	60.0	64.0	3.15	4.50	1.44
21.3	22.8	24.8	26.8	31.3	33.8	36.3	38.8	41.3	44.3	47.3	50.3	53.8	57.3	61.3	4.50	6.50	1.45
23.0	24.5	26.5	28.5	33.0	35.5	38.0	40.5	43.0	46.0	49.0	52.0	55.5	59.0	63.0	3.65	5.30	1.46
0.99	1.00	1.01	1.02	1.04	1.05	1.06	1.07	1.08	1.09	1.10	1.11	1.12	1.13	1.14			

FOR BELT SIZES NOT SHOWN, INTERPOLATE FOR ADDITIONAL CENTER DISTANCE.

V-BELT DRIVES

3V Stock Drive Selection



V-BELT DRIVES

Speed Ratio	Sheave Combination		DriveN Speeds and HP Per Belt								Nominal Center Distance And Arc-Length Correction Factors						
			3500 RPM DriveR		1750 RPM DriveR		1160 RPM DriveR		870 RPM DriveR								
	DriveR O.D.	DriveN O.D.	DriveN RPM	HP Per Belt 3VX	DriveN RPM	HP Per Belt 3VX	DriveN RPM	HP Per Belt 3VX	DriveN RPM	HP Per Belt 3VX	3VX Belt Length Designation						
											250	300	355	400	450	500	560
1.46	4.12	6.00	2394	8.73	1197	4.87	793	3.39	595	2.61	—	7.0	9.8	12.0	14.5	17.0	20.0
1.46	4.75	6.90	2401	10.50	1201	5.90	796	4.10	597	3.16	—	—	8.5	10.8	13.3	15.8	18.8
1.47	2.50	3.65	2382	3.80	1191	2.14	789	1.50	592	1.17	7.6	10.2	12.9	15.2	17.7	20.2	23.2
1.48	2.80	4.12	2365	4.75	1182	2.66	784	1.86	588	1.44	7.0	9.5	12.3	14.6	17.1	19.6	22.6
1.50	3.35	5.00	2333	6.46	1167	3.60	773	2.50	580	1.94	5.9	8.4	11.2	13.4	15.9	18.4	21.4
ARC-LENGTH CORRECTION FACTOR											0.81	0.85	0.88	0.91	0.93	0.95	0.97
1.51	3.00	4.50	2320	5.39	1160	3.01	769	2.10	577	1.63	6.6	9.1	11.8	14.1	16.6	19.1	22.1
1.51	5.30	8.00	2311	11.99	1156	6.79	766	4.72	575	3.64	—	—	—	9.5	12.0	14.5	17.5
1.52	3.15	4.75	2309	5.86	1154	3.26	765	2.27	574	1.76	6.2	8.8	11.5	13.8	16.3	18.8	21.8
1.53	2.20	3.35	2280	2.84	1140	1.63	756	1.15	567	0.90	8.1	10.6	13.4	15.6	18.1	20.6	23.6
1.54	3.65	5.60	2270	7.38	1135	4.11	752	2.85	564	2.21	—	7.7	10.4	12.7	15.2	17.7	20.7
ARC-LENGTH CORRECTION FACTOR											0.81	0.85	0.88	0.90	0.93	0.95	0.97
1.54	4.50	6.90	2274	9.83	1137	5.51	754	3.82	565	2.95	—	—	8.7	11.0	13.5	16.0	19.0
1.54	6.90	10.60	2273	15.81	1136	9.27	753	6.47	565	5.00	—	—	—	—	—	11.1	14.1
1.57	2.35	3.65	2236	3.34	1118	1.89	741	1.33	556	1.04	7.8	10.3	13.0	15.3	17.8	20.3	23.3
1.57	2.65	4.12	2236	4.30	1118	2.41	741	1.69	556	1.31	7.1	9.7	12.4	14.7	17.2	19.7	22.7
1.58	4.12	6.50	2209	8.76	1104	4.89	732	3.40	549	2.62	—	—	9.3	11.6	14.1	16.6	19.6
ARC-LENGTH CORRECTION FACTOR											0.81	0.85	0.88	0.91	0.93	0.95	0.97
1.59	3.00	4.75	2197	5.41	1098	3.01	728	2.10	546	1.63	6.4	8.9	11.6	13.9	16.4	18.9	21.9
1.59	3.35	5.30	2200	6.48	1100	3.61	729	2.51	547	1.94	—	8.1	10.9	13.2	15.7	18.2	21.2
1.60	3.15	5.00	2192	5.87	1096	3.27	726	2.28	545	1.77	6.0	8.5	11.3	13.6	16.1	18.6	21.6
1.61	5.00	8.00	2179	11.22	1090	6.32	722	4.39	542	3.39	—	—	—	9.7	12.2	14.7	17.7
1.62	2.80	4.50	2163	4.79	1081	2.68	717	1.87	538	1.45	6.7	9.2	12.0	14.2	16.7	19.2	22.3
ARC-LENGTH CORRECTION FACTOR											0.80	0.84	0.88	0.90	0.93	0.95	0.97
1.64	6.50	10.60	2140	14.95	1070	8.67	709	6.04	532	4.67	—	—	—	—	—	11.4	14.4
1.65	3.65	6.00	2118	7.40	1059	4.12	702	2.86	526	2.21	—	7.3	10.1	12.4	14.9	17.4	20.4
1.66	2.50	4.12	2107	3.84	1053	2.16	698	1.52	524	1.18	7.3	9.8	12.5	14.8	17.3	19.8	22.8
1.67	2.20	3.65	2090	2.87	1045	1.64	693	1.16	520	0.91	7.9	10.4	13.1	15.4	17.9	20.4	23.4
1.68	3.00	5.00	2086	5.42	1043	3.02	691	2.11	518	1.63	6.1	8.7	11.4	13.7	16.2	18.7	21.7
ARC-LENGTH CORRECTION FACTOR											0.81	0.85	0.88	0.90	0.93	0.95	0.97
1.68	3.35	5.60	2081	6.50	1041	3.62	690	2.52	517	1.95	—	7.9	10.7	12.9	15.4	17.9	20.9
1.68	4.12	6.90	2080	8.78	1040	4.90	689	3.40	517	2.63	—	—	9.0	11.3	13.8	16.3	19.3
1.69	3.15	5.30	2067	5.89	1033	3.28	685	2.28	514	1.77	5.8	8.3	11.1	13.3	15.8	18.3	21.3
1.69	4.75	8.00	2069	10.55	1035	5.93	686	4.11	514	3.18	—	—	—	9.9	12.4	14.9	17.9
1.71	2.65	4.50	2045	4.33	1022	2.42	678	1.70	508	1.32	6.8	9.3	12.1	14.4	16.9	19.4	22.4
ARC-LENGTH CORRECTION FACTOR											0.79	0.83	0.87	0.90	0.92	0.94	0.97
1.71	2.80	4.75	2048	4.80	1024	2.68	679	1.88	509	1.46	6.5	9.0	11.8	14.0	16.5	19.0	22.0
1.75	8.00	14.00	+	+	997	10.92	661	7.65	496	5.92	—	—	—	—	—	—	—
1.77	2.35	4.12	1978	3.37	989	1.91	656	1.34	492	1.05	7.4	9.9	12.6	14.9	17.4	19.9	22.9
1.77	6.00	10.60	1974	13.79	987	7.91	654	5.51	491	4.25	—	—	—	—	—	11.7	14.8
1.78	3.00	5.30	1967	5.44	983	3.03	652	2.11	489	1.64	5.9	8.4	11.2	13.4	15.9	18.4	21.5
ARC-LENGTH CORRECTION FACTOR											0.80	0.84	0.88	0.90	0.92	0.95	0.97
1.79	3.15	5.60	1955	5.90	977	3.28	648	2.29	486	1.77	—	8.0	10.8	13.1	15.6	18.1	21.1
1.79	3.65	6.50	1953	7.42	977	4.13	647	2.87	486	2.22	—	6.9	9.7	11.9	14.5	17.0	20.0
1.79	4.50	8.00	1959	9.87	980	5.53	649	3.84	487	2.96	—	—	7.7	10.0	12.6	15.1	18.1
1.80	2.80	5.00	1944	4.81	972	2.69	644	1.88	483	1.46	6.3	8.8	11.6	13.8	16.3	18.8	21.8
1.80	3.35	6.00	1941	6.52	971	3.62	643	2.52	483	1.95	—	7.5	10.3	12.6	15.1	17.6	20.6
ARC-LENGTH CORRECTION FACTOR											0.79	0.84	0.87	0.90	0.92	0.94	0.97
1.80	10.60	19.00	+	+	974	14.50	646	10.32	484	8.01	—	—	—	—	—	—	—
1.81	2.65	4.75	1936	4.34	968	2.43	642	1.70	481	1.32	6.6	9.1	11.9	14.1	16.7	19.2	22.2
1.82	2.50	4.50	1927	3.86	963	2.17	639	1.53	479	1.19	6.9	9.4	12.2	14.5	17.0	19.5	22.5
1.88	3.00	5.60	1860	5.45	930	3.03	617	2.12	462	1.64	—	8.1	10.9	13.2	15.7	18.2	21.2
1.89	2.20	4.12	1849	2.90	924	1.65	613	1.17	460	0.92	7.5	10.0	12.8	15.0	17.5	20.0	23.0
ARC-LENGTH CORRECTION FACTOR											0.79	0.84	0.87	0.90	0.92	0.94	0.97
1.90	2.65	5.00	1838	4.35	919	2.44	609	1.71	457	1.33	6.4	8.9	11.7	13.9	16.4	19.0	22.0
1.90	3.65	6.90	1839	7.43	920	4.13	610	2.87	457	2.22	—	—	9.3	11.6	14.1	16.6	19.6
1.90	5.60	10.60	1841	12.82	921	7.29	610	5.07	458	3.91	—	—	—	—	9.4	12.0	15.1
1.91	2.80	5.30	1833	4.82	917	2.69	608	1.88	456	1.46	6.0	8.5	11.3	13.6	16.1	18.6	21.6
1.92	2.50	4.75	1824	3.87	912	2.18	605	1.53	454	1.19	6.7	9.2	12.0	14.3	16.8	19.3	22.3
ARC-LENGTH CORRECTION FACTOR											0.79	0.83	0.87	0.90	0.92	0.94	0.96

3VX = COGGED/NOTCHED V-BELT VALUES ARE GIVEN FOR 3VX ONLY DUE TO GENERAL INDUSTRY TRENDS.

+ IF RIM SPEED EXCEEDS 6500 FEET PER MINUTE, CONSULT *Martin*.



Stock Drive 3V Selection

V-BELT DRIVES

Nominal Center Distances And Arc-Length Correction Factor															Sheave Combination		Speed Ratio
3VX Belt Length Designation															DriveR O.D.	DriveN O.D.	
600	630	670	710	800	850	900	950	1000	1060	1120	1180	1250	1320	1400			
22.0	23.5	25.5	27.5	32.0	34.5	37.0	39.5	42.0	45.0	48.0	51.0	54.5	58.0	62.0	4.12	6.00	1.46
20.8	22.3	24.3	26.3	30.8	33.3	35.8	38.3	40.8	43.8	46.8	49.8	53.3	56.8	60.8	4.75	6.90	1.46
25.2	26.7	28.7	30.7	35.2	37.7	40.2	42.7	45.2	48.2	51.2	54.2	57.7	61.2	65.2	2.50	3.65	1.47
24.6	26.1	28.1	30.1	34.6	37.1	39.6	42.1	44.6	47.6	50.6	53.6	57.1	60.6	64.6	2.80	4.12	1.48
23.4	24.9	26.9	28.9	33.4	35.9	38.4	40.9	43.4	46.4	49.4	52.4	55.9	59.4	63.4	3.35	5.00	1.50
0.99	0.99	1.01	1.02	1.04	1.05	1.06	1.07	1.08	1.09	1.10	1.11	1.12	1.13	1.14			
24.1	25.6	27.6	29.6	34.1	36.6	39.1	41.6	44.1	47.1	50.1	53.1	56.6	60.1	64.1	3.00	4.50	1.51
19.5	21.0	23.0	25.0	29.5	32.0	34.5	37.0	39.5	42.5	45.5	48.5	52.0	55.5	59.5	5.30	8.00	1.51
23.8	25.3	27.3	29.3	33.8	36.3	38.8	41.3	43.8	46.8	49.8	52.8	56.3	59.8	63.8	3.15	4.75	1.52
25.6	27.1	29.1	31.1	35.6	38.1	40.6	43.1	45.6	48.6	51.6	54.6	58.1	61.6	65.6	2.20	3.35	1.53
22.7	24.2	26.2	28.2	32.7	35.2	37.7	40.2	42.7	45.7	48.7	51.7	55.2	58.7	62.7	3.65	5.60	1.54
0.98	0.99	1.00	1.02	1.04	1.05	1.06	1.07	1.08	1.09	1.10	1.11	1.12	1.13	1.14			
21.0	22.5	24.5	26.5	31.0	33.5	36.0	38.5	41.0	44.0	47.0	50.0	53.5	57.0	61.0	4.50	6.90	1.54
16.1	17.7	19.7	21.7	26.2	28.7	31.2	33.7	36.2	39.2	42.2	45.2	48.7	52.2	56.2	6.90	10.60	1.54
25.3	26.8	28.8	30.8	35.3	37.8	40.3	42.8	45.3	48.3	51.3	54.3	57.8	61.3	65.3	2.35	3.65	1.57
24.7	26.2	28.2	30.2	34.7	37.2	39.7	42.2	44.7	47.7	50.7	53.7	57.2	60.7	64.7	2.65	4.12	1.57
21.6	23.1	25.1	27.1	31.6	34.1	36.6	39.1	41.6	44.6	47.6	50.6	54.1	57.6	61.6	4.12	6.50	1.58
0.98	0.99	1.01	1.02	1.04	1.05	1.06	1.07	1.08	1.09	1.10	1.11	1.12	1.13	1.14			
23.9	25.4	27.4	29.4	33.9	36.4	38.9	41.4	43.9	46.9	49.9	52.9	56.4	59.9	63.9	3.00	4.75	1.59
23.2	24.7	26.7	28.7	33.2	35.7	38.2	40.7	43.2	46.2	49.2	52.2	55.7	59.2	63.2	3.35	5.30	1.59
23.6	25.1	27.1	29.1	33.6	36.1	38.6	41.1	43.6	46.6	49.6	52.6	56.1	59.6	63.6	3.15	5.00	1.60
19.7	21.2	23.2	25.2	29.8	32.3	34.8	37.3	39.8	42.8	45.8	48.8	52.3	55.8	59.8	5.00	8.00	1.61
24.3	25.8	27.8	29.8	34.3	36.8	39.3	41.8	44.3	47.3	50.3	53.3	56.8	60.3	64.3	2.80	4.50	1.62
0.98	0.99	1.00	1.01	1.04	1.05	1.06	1.07	1.08	1.09	1.10	1.11	1.12	1.13	1.14			
16.4	18.0	20.0	22.0	26.5	29.0	31.5	34.0	36.5	39.5	42.5	45.5	49.0	52.5	56.5	6.50	10.60	1.64
22.4	23.9	25.9	27.9	32.4	34.9	37.4	39.9	42.4	45.4	48.4	51.4	54.9	58.4	62.4	3.65	6.00	1.65
24.8	26.3	28.3	30.3	34.8	37.3	39.8	42.3	44.8	47.8	50.8	53.8	57.3	60.8	64.8	2.50	4.12	1.65
25.4	26.9	28.9	30.9	35.4	37.9	40.4	42.9	45.4	48.4	51.4	54.4	57.9	61.4	65.4	2.20	3.65	1.67
23.7	25.2	27.2	29.2	33.7	36.2	38.7	41.2	43.7	46.7	49.7	52.7	56.2	59.7	63.7	3.00	5.00	1.68
0.98	0.99	1.00	1.01	1.04	1.05	1.06	1.07	1.08	1.09	1.10	1.11	1.12	1.13	1.14			
22.9	24.4	26.4	28.4	33.0	35.5	38.0	40.5	43.0	46.0	49.0	52.0	55.5	59.0	63.0	3.35	5.60	1.68
21.3	22.8	24.8	26.8	31.3	33.8	36.3	38.8	41.3	44.3	47.3	50.3	53.8	57.3	61.3	4.12	6.90	1.68
23.3	24.8	26.8	28.8	33.3	35.8	38.3	40.8	43.4	46.4	49.4	52.4	55.9	59.4	63.4	3.15	5.30	1.69
19.9	21.4	23.4	25.4	29.9	32.4	34.9	37.5	40.0	43.0	46.0	49.0	52.5	56.0	60.0	4.75	8.00	1.69
24.4	25.9	27.9	29.9	34.4	36.9	39.4	41.9	44.4	47.4	50.4	53.4	56.9	60.4	64.4	2.65	4.50	1.71
0.98	0.99	1.00	1.01	1.04	1.05	1.06	1.07	1.08	1.09	1.10	1.11	1.12	1.13	1.14			
24.1	25.6	27.6	29.6	34.1	36.6	39.1	41.6	44.1	47.1	50.1	53.1	56.6	60.1	64.1	2.80	4.75	1.71
—	13.9	15.9	18.0	22.5	25.0	27.6	30.1	32.6	35.6	38.6	41.6	45.1	48.6	52.6	8.00	14.00	1.75
24.9	26.4	28.4	30.4	34.9	37.4	39.9	42.4	44.9	47.9	50.9	53.9	57.4	60.9	64.9	2.35	4.12	1.77
16.8	18.3	20.3	22.3	26.9	29.4	31.9	34.4	36.9	39.9	42.9	45.9	49.4	52.9	56.9	6.00	10.60	1.77
23.5	25.0	27.0	29.0	33.5	36.0	38.5	41.0	43.5	46.5	49.5	52.5	56.0	59.5	63.5	3.00	5.30	1.78
0.98	0.99	1.00	1.01	1.04	1.05	1.06	1.07	1.08	1.09	1.10	1.11	1.12	1.13	1.14			
23.1	24.6	26.6	28.6	33.1	35.6	38.1	40.6	43.1	46.1	49.1	52.1	55.6	59.1	63.1	3.15	5.60	1.79
22.0	23.5	25.5	27.5	32.0	34.5	37.0	39.5	42.0	45.0	48.0	51.0	54.5	58.0	62.0	3.65	6.50	1.79
20.1	21.6	23.6	25.6	30.1	32.6	35.1	37.6	40.1	43.1	46.1	49.2	52.7	56.2	60.2	4.50	8.00	1.79
23.8	25.4	27.4	29.4	33.9	36.4	38.9	41.4	43.9	46.9	49.9	52.9	56.4	59.9	63.9	2.80	5.00	1.80
22.6	24.1	26.1	28.1	32.6	35.1	37.6	40.1	42.6	45.6	48.6	51.6	55.1	58.6	62.6	3.35	6.00	1.80
0.98	0.99	1.00	1.01	1.03	1.05	1.06	1.07	1.08	1.09	1.10	1.11	1.12	1.13	1.14			
—	—	—	—	—	18.8	21.3	23.9	26.4	29.5	32.5	35.5	39.0	42.5	46.6	10.60	19.00	1.80
24.2	25.7	27.7	29.7	34.2	36.7	39.2	41.7	44.2	47.2	50.2	53.2	56.7	60.2	64.2	2.65	4.75	1.81
24.5	26.0	28.0	30.0	34.5	37.0	39.5	42.0	44.5	47.5	50.5	53.5	57.0	60.5	64.5	2.50	4.50	1.82
23.2	24.7	26.7	28.7	33.2	35.7	38.2	40.7	43.2	46.2	49.2	52.2	55.7	59.2	63.2	3.00	5.60	1.88
25.0	26.5	28.5	30.5	35.0	37.5	40.0	42.5	45.0	48.0	51.0	54.0	57.5	61.0	65.0	2.20	4.12	1.89
0.98	0.99	1.00	1.01	1.04	1.05	1.06	1.07	1.08	1.09	1.10	1.11	1.12	1.13	1.14			
24.0	25.5	27.5	29.5	34.0	36.5	39.0	41.5	44.0	47.0	50.0	53.0	56.5	60.0	64.0	2.65	5.00	1.90
21.7	23.2	25.2	27.2	31.7	34.2	36.7	39.2	41.7	44.7	47.7	50.7	54.2	57.7	61.7	3.65	6.90	1.90
17.1	18.6	20.6	22.6	27.2	29.7	32.2	34.7	37.2	40.2	43.2	46.2	49.7	53.2	57.2	5.60	10.60	1.90
23.6	25.1	27.1	29.1	33.6	36.1	38.6	41.1	43.6	46.6	49.6	52.6	56.1	59.6	63.6	2.80	5.30	1.91
24.3	25.8	27.8	29.8	34.3	36.8	39.3	41.8	44.3	47.3	50.3	53.3	56.8	60.3	64.3	2.50	4.75	1.92
0.98	0.99	1.00	1.01	1.03	1.05	1.06	1.07	1.08	1.09	1.10	1.11	1.12	1.13	1.14			

FOR BELT SIZES NOT SHOWN, INTERPOLATE FOR ADDITIONAL CENTER DISTANCE.

3V Stock Drive Selection



V-BELT DRIVES

Speed Ratio	Sheave Combination		DriveN Speeds and HP Per Belt								Nominal Center Distance And Arc-Length Correction Factors						
			3500 RPM DriveR		1750 RPM DriveR		1160 RPM DriveR		870 RPM DriveR								
	DriveR O.D.	DriveN O.D.	DriveN RPM	HP Per Belt 3VX	DriveN RPM	HP Per Belt 3VX	DriveN RPM	HP Per Belt 3VX	DriveN RPM	HP Per Belt 3VX	3VX Belt Length Designation						
											250	300	355	400	450	500	560
1.92	3.15	6.00	1824	5.91	912	3.29	604	2.29	453	1.78	—	7.7	10.5	12.7	15.2	17.8	20.8
1.93	2.35	4.50	1809	3.39	904	1.92	600	1.35	450	1.05	7.0	9.6	12.3	14.6	17.1	19.6	22.6
1.95	3.35	6.50	1791	6.53	895	3.63	593	2.53	445	1.95	—	7.1	9.9	12.2	14.7	17.2	20.2
1.95	4.12	8.00	1792	8.81	896	4.91	594	3.41	445	2.63	—	—	8.0	10.3	12.8	15.4	18.4
2.01	5.30	10.60	1742	12.05	871	6.82	577	4.74	433	3.66	—	—	—	—	9.6	12.2	15.3
ARC-LENGTH CORRECTION FACTOR											0.80	0.84	0.87	0.90	0.92	0.94	0.97
2.02	2.50	5.00	1732	3.88	866	2.18	574	1.53	431	1.19	6.5	9.0	11.8	14.1	16.6	19.1	22.1
2.02	2.65	5.30	1733	4.36	867	2.44	574	1.71	431	1.33	6.1	8.7	11.4	13.7	16.2	18.7	21.7
2.02	2.80	5.60	1734	4.83	867	2.70	575	1.89	431	1.46	5.7	8.3	11.1	13.3	15.8	18.3	21.3
2.02	3.00	6.00	1735	5.46	868	3.04	575	2.12	431	1.64	—	7.8	10.6	12.8	15.4	17.9	20.9
2.04	2.35	4.75	1713	3.39	856	1.92	568	1.35	426	1.06	6.8	9.3	12.1	14.4	16.9	19.4	22.4
ARC-LENGTH CORRECTION FACTOR											0.79	0.83	0.87	0.90	0.92	0.94	0.96
2.04	6.90	14.00	1719	15.88	859	9.30	570	6.49	427	5.01	—	—	—	—	—	—	—
2.07	2.20	4.50	1691	2.91	846	1.66	560	1.17	420	0.92	7.1	9.7	12.4	14.7	17.2	19.7	20.7
2.08	3.15	6.50	1682	5.93	841	3.30	558	2.30	418	1.78	—	7.2	10.0	12.3	14.8	17.3	20.4
2.08	3.35	6.90	1686	6.54	843	3.63	559	2.53	419	1.96	—	6.7	9.5	11.8	14.3	16.9	19.9
2.13	2.65	5.60	1640	4.36	820	2.44	543	1.71	408	1.33	5.8	8.4	11.2	13.4	16.0	18.5	21.5
ARC-LENGTH CORRECTION FACTOR											0.79	0.84	0.87	0.90	0.92	0.94	0.97
2.13	5.00	10.60	1642	11.27	821	6.35	544	4.41	408	3.40	—	—	—	—	9.8	12.4	15.5
2.14	2.50	5.30	1633	3.88	817	2.18	541	1.53	406	1.19	6.2	8.8	11.5	13.8	16.3	18.8	21.8
2.15	2.35	5.00	1626	3.40	813	1.92	539	1.35	404	1.06	6.6	9.1	11.9	14.2	16.7	19.2	22.2
2.16	2.80	6.00	1618	4.84	809	2.70	536	1.89	402	1.47	—	7.9	10.7	13.0	15.5	18.0	21.0
2.16	6.50	14.00	1618	14.99	809	8.70	536	6.06	402	4.68	—	—	—	—	—	—	—
ARC-LENGTH CORRECTION FACTOR											0.78	0.83	0.87	0.89	0.92	0.94	0.96
2.19	2.20	4.75	1601	2.91	801	1.66	531	1.18	398	0.92	6.9	9.5	12.2	14.5	17.0	19.5	22.5
2.19	3.00	6.50	1601	5.47	800	3.04	531	2.12	398	1.65	—	7.3	10.1	12.4	14.9	17.5	20.5
2.21	3.15	6.90	1584	5.93	792	3.30	525	2.30	394	1.78	—	6.9	9.7	12.0	14.5	17.0	20.0
2.21	3.65	8.00	1585	7.45	792	4.14	525	2.88	394	2.22	—	—	8.3	10.6	13.2	15.7	18.7
2.24	4.75	10.60	1559	10.60	780	5.95	517	4.13	388	3.19	—	—	—	—	10.0	12.6	15.7
ARC-LENGTH CORRECTION FACTOR											0.79	0.83	0.87	0.90	0.92	0.94	0.96
2.27	2.50	5.60	1545	3.89	773	2.19	512	1.53	384	1.19	5.9	8.5	11.3	13.5	16.1	18.6	21.6
2.28	2.35	5.30	1533	3.40	767	1.93	508	1.36	381	1.06	6.3	8.9	11.6	13.9	16.4	18.9	21.9
2.29	2.65	6.00	1529	4.37	765	2.45	507	1.71	380	1.33	—	8.0	10.8	13.1	15.6	18.1	21.1
2.30	2.20	5.00	1520	2.92	760	1.66	504	1.18	378	0.92	6.7	9.2	12.0	14.3	16.8	19.3	22.3
2.32	3.00	6.90	1507	5.47	754	3.05	500	2.12	375	1.65	—	7.0	9.8	12.1	14.6	17.1	20.1
ARC-LENGTH CORRECTION FACTOR											0.77	0.82	0.86	0.89	0.91	0.94	0.96
2.34	6.00	14.00	1493	13.83	746	7.93	495	5.52	371	4.26	—	—	—	—	—	—	11.6
2.35	2.80	6.50	1492	4.84	746	2.70	495	1.89	371	1.47	—	7.5	10.3	12.6	15.1	17.6	20.6
2.36	10.60	25.00	+	+	740	14.51	491	10.33	368	8.02	—	—	—	—	—	—	—
2.37	4.50	10.60	1476	9.91	738	5.54	489	3.85	367	2.97	—	—	—	—	10.2	12.8	15.8
2.38	8.00	19.00	+	+	734	10.94	487	7.66	365	5.93	—	—	—	—	—	—	—
ARC-LENGTH CORRECTION FACTOR											0.0	0.80	0.85	0.88	0.91	0.93	0.96
2.41	2.35	5.60	1450	3.41	725	1.93	481	1.36	361	1.06	6.0	8.6	11.4	13.7	16.2	18.7	21.7
2.41	3.35	8.00	1453	6.55	726	3.64	482	2.53	361	1.96	—	—	8.5	10.8	13.4	15.9	18.9
2.43	2.50	6.00	1441	3.89	721	2.19	478	1.54	358	1.20	—	8.1	10.9	13.2	15.7	18.2	21.3
2.44	2.20	5.30	1433	2.92	717	1.67	475	1.18	356	0.92	6.4	9.0	11.8	14.0	16.5	19.0	22.0
2.48	2.65	6.50	1411	4.37	705	2.45	468	1.71	351	1.33	—	7.6	10.4	12.7	15.2	17.7	20.7
ARC-LENGTH CORRECTION FACTOR											0.76	0.82	0.86	0.89	0.91	0.94	0.96
2.49	2.80	6.90	1405	4.85	703	2.71	466	1.89	349	1.47	—	7.1	9.9	12.2	14.7	17.3	20.3
2.51	5.60	14.00	1392	12.84	696	7.31	462	5.08	346	3.92	—	—	—	—	—	—	11.9
2.56	3.15	8.00	1365	5.94	682	3.30	452	2.30	339	1.78	—	—	8.7	11.0	13.5	16.1	19.1
2.58	2.20	5.60	1356	2.92	678	1.67	449	1.18	337	0.92	6.1	8.7	11.5	13.8	16.3	18.8	21.8
2.59	2.35	6.00	1353	3.41	676	1.93	448	1.36	336	1.06	5.6	8.2	11.0	13.3	15.8	18.4	21.4
ARC-LENGTH CORRECTION FACTOR											0.76	0.82	0.86	0.89	0.91	0.93	0.96
2.59	4.12	10.60	1350	8.84	675	4.92	448	3.42	336	2.64	—	—	—	—	10.4	13.0	16.1
2.63	2.50	6.50	1329	3.90	665	2.19	441	1.54	330	1.20	—	7.7	10.5	12.8	15.3	17.8	20.8
2.63	2.65	6.90	1328	4.38	664	2.45	440	1.72	330	1.33	—	7.2	10.0	12.3	14.8	17.4	20.4
2.66	5.30	14.00	1317	12.08	659	6.83	437	4.75	327	3.66	—	—	—	—	—	—	12.1
2.69	3.00	8.00	1299	5.48	649	3.05	430	2.13	323	1.65	—	—	8.8	11.1	13.6	16.2	19.2
ARC-LENGTH CORRECTION FACTOR											0.0	0.80	0.85	0.88	0.91	0.93	0.95

3VX = COGGED/NOTCHED V-BELT VALUES ARE GIVEN FOR 3VX ONLY DUE TO GENERAL INDUSTRY TRENDS.

+ IF RIM SPEED EXCEEDS 6500 FEET PER MINUTE, CONSULT *Martin*.



Stock Drive 3V Selection

V-BELT DRIVES

Nominal Center Distances And Arc-Length Correction Factor															Sheave Combination		Speed Ratio	
3VX Belt Length Designation															DriveR O.D.	DriveN O.D.		
600	630	670	710	800	850	900	950	1000	1060	1120	1180	1250	1320	1400				
22.8	24.3	26.3	28.3	32.8	35.3	37.8	40.3	42.8	45.8	48.8	51.8	55.3	58.8	62.8	3.15	6.00	1.92	
24.6	26.1	28.1	30.1	34.6	37.1	39.6	42.1	44.6	47.6	50.6	53.6	57.1	60.6	64.6	2.35	4.50	1.93	
22.2	23.7	25.7	27.7	32.2	34.7	37.2	39.7	42.2	45.2	48.2	51.2	54.7	58.2	62.2	3.35	6.50	1.95	
20.4	21.9	23.9	25.9	30.4	32.9	35.4	37.9	40.4	43.4	46.4	49.4	52.9	56.4	60.4	4.12	8.00	1.95	
17.3	18.8	20.8	22.9	27.4	29.9	32.4	34.9	37.4	40.4	43.4	46.4	49.9	53.4	57.5	5.30	10.60	2.01	
0.98	0.99	1.00	1.01	1.04	1.05	1.06	1.07	1.08	1.09	1.10	1.11	1.12	1.13	1.14				
24.1	25.6	27.6	29.6	34.1	36.6	39.1	41.6	44.1	47.1	50.1	53.1	56.6	60.1	64.1	2.50	5.00	2.02	
23.7	25.2	27.2	29.2	33.7	36.2	38.7	41.2	43.7	46.7	49.7	52.7	56.2	59.7	63.7	2.65	5.30	2.02	
23.4	24.9	26.9	28.9	33.4	35.9	38.4	40.9	43.4	46.4	49.4	52.4	55.9	59.4	63.4	2.80	5.60	2.02	
22.9	24.4	26.4	28.4	32.9	35.4	37.9	40.4	42.9	45.9	48.9	51.9	55.4	58.9	62.9	3.00	6.00	2.02	
24.4	25.9	27.9	29.9	34.4	36.9	39.4	41.9	44.4	47.4	50.4	53.4	56.9	60.4	64.4	2.35	4.75	2.04	
0.98	0.99	1.00	1.01	1.03	1.05	1.06	1.07	1.08	1.09	1.10	1.11	1.12	1.13	1.14				
13.1	14.7	16.7	18.7	23.3	25.8	28.4	30.9	33.4	36.4	39.4	42.4	45.9	49.5	53.5	6.90	14.00	2.04	
24.7	26.2	28.2	30.2	34.7	37.2	39.7	42.2	44.7	47.7	50.7	53.7	57.2	60.7	64.7	2.20	4.50	2.07	
22.4	23.9	25.9	27.9	32.4	34.9	37.4	39.9	42.4	45.4	48.4	51.4	54.9	58.4	62.4	3.15	6.50	2.08	
21.9	23.4	25.4	27.4	31.9	34.4	36.9	39.4	41.9	44.9	47.9	50.9	54.4	57.9	61.9	3.35	6.90	2.08	
23.5	25.0	27.0	29.0	33.5	36.0	38.5	41.0	43.5	46.5	49.5	52.5	56.0	59.5	63.5	2.65	5.60	2.13	
0.98	0.99	1.00	1.01	1.03	1.05	1.06	1.07	1.08	1.09	1.10	1.11	1.12	1.13	1.14				
17.5	19.0	21.1	23.1	27.6	30.1	32.6	35.1	37.6	40.7	43.7	46.7	50.2	53.7	57.7	5.00	10.60	2.13	
23.8	25.3	27.3	29.3	33.8	36.3	38.8	41.4	43.9	46.9	49.9	52.9	56.4	59.9	63.9	2.50	5.30	2.14	
24.2	25.7	27.7	29.7	34.2	36.7	39.2	41.7	44.2	47.2	50.2	53.2	56.7	60.2	64.2	2.35	5.00	2.15	
23.0	24.5	26.5	28.5	33.0	35.5	38.1	40.6	43.1	46.1	49.1	52.1	55.6	59.1	63.1	2.80	6.00	2.16	
13.4	14.9	17.0	19.0	23.6	26.1	28.7	31.2	33.7	36.7	39.7	42.7	46.2	49.8	53.8	6.50	14.00	2.16	
0.98	0.99	1.00	1.01	1.03	1.04	1.06	1.07	1.08	1.09	1.10	1.11	1.12	1.13	1.14				
24.5	26.0	28.0	30.0	34.5	37.0	39.5	42.0	44.5	47.5	50.5	53.5	57.0	60.5	64.5	2.20	4.75	2.19	
22.5	24.0	26.0	28.0	32.5	35.0	37.5	40.0	42.5	45.5	48.5	51.5	55.0	58.5	62.5	3.00	6.50	2.19	
22.0	23.5	25.5	27.5	32.1	34.6	37.1	39.6	42.1	45.1	48.1	51.1	54.6	58.1	62.1	3.15	6.90	2.21	
20.7	22.2	24.3	26.3	30.8	33.3	35.8	38.3	40.8	43.8	46.8	49.8	53.3	56.8	60.8	3.65	8.00	2.21	
17.7	19.2	21.2	23.3	27.8	30.3	32.8	35.3	37.8	40.8	43.8	46.9	50.4	53.9	57.9	4.75	10.60	2.24	
0.98	0.99	1.00	1.01	1.03	1.05	1.06	1.07	1.08	1.09	1.10	1.11	1.12	1.13	1.14				
23.6	25.1	27.1	29.1	33.6	36.1	38.6	41.1	43.6	46.6	49.6	52.6	56.1	59.6	63.6	2.50	5.60	2.27	
23.9	25.4	27.5	29.5	34.0	36.5	39.0	41.5	44.0	47.0	50.0	53.0	56.5	60.0	64.0	2.35	5.30	2.28	
23.1	24.6	26.7	28.7	33.2	35.7	38.2	40.7	43.2	46.2	49.2	52.2	55.7	59.2	63.2	2.65	6.00	2.29	
24.3	25.8	27.8	29.8	34.3	36.8	39.3	41.8	44.3	47.3	50.3	53.3	56.8	60.3	64.3	2.20	5.00	2.30	
22.1	23.6	25.7	27.7	32.2	34.7	37.2	39.7	42.2	45.2	48.2	51.2	54.7	58.2	62.2	3.00	6.90	2.32	
0.97	0.98	1.00	1.01	1.03	1.04	1.05	1.06	1.07	1.09	1.10	1.11	1.12	1.13	1.14				
13.7	15.3	17.3	19.4	24.0	26.5	29.0	31.5	34.1	37.1	40.1	43.1	46.6	50.1	54.1	6.00	14.00	2.34	
22.6	24.1	26.1	28.1	32.6	35.1	37.7	40.2	42.7	45.7	48.7	51.7	55.2	58.7	62.7	2.80	6.50	2.35	
—	—	—	—	—	—	—	—	20.8	24.0	27.1	30.2	33.8	37.3	41.4	10.60	25.00	2.36	
17.9	19.4	21.4	23.4	28.0	30.5	33.0	35.5	38.0	41.0	44.0	47.0	50.5	54.1	58.1	4.50	10.60	2.37	
—	—	—	—	18.0	20.6	23.1	25.7	28.3	31.3	34.4	37.4	40.9	44.5	48.5	8.00	19.00	2.38	
0.97	0.98	0.99	1.00	1.03	1.04	1.05	1.06	1.07	1.08	1.09	1.10	1.11	1.12	1.13	1.14			
23.7	25.2	27.2	29.2	33.7	36.2	38.7	41.2	43.7	46.7	49.7	52.7	56.2	59.7	63.7	2.35	5.60	2.41	
21.0	22.5	24.5	26.5	31.0	33.5	36.0	38.5	41.0	44.0	47.0	50.0	53.5	57.0	61.0	3.35	8.00	2.41	
23.3	24.8	26.8	28.8	33.3	35.8	38.3	40.8	43.3	46.3	49.3	52.3	55.8	59.3	63.3	2.50	6.00	2.43	
24.1	25.6	27.6	29.6	34.1	36.6	39.1	41.6	44.1	47.1	50.1	53.1	56.6	60.1	64.1	2.20	5.30	2.44	
22.7	24.2	26.2	28.2	32.7	35.2	37.7	40.2	42.7	45.7	48.7	51.7	55.2	58.7	62.7	2.65	6.50	2.48	
0.97	0.98	1.00	1.01	1.03	1.04	1.05	1.06	1.07	1.09	1.10	1.11	1.12	1.13	1.14				
22.3	23.8	25.8	27.8	32.3	34.8	37.3	39.8	42.3	45.3	48.3	51.3	54.8	58.3	62.3	2.80	6.90	2.49	
14.0	15.5	17.6	19.7	24.2	26.8	29.3	31.8	34.3	37.4	40.4	43.4	46.9	50.4	54.4	5.60	14.00	2.51	
21.1	22.6	24.6	26.6	31.1	33.7	36.2	38.7	41.2	44.2	47.2	50.2	53.7	57.2	61.2	3.15	8.00	2.56	
23.8	25.3	27.3	29.3	33.8	36.3	38.8	41.3	43.8	46.8	49.8	52.8	56.3	59.8	63.9	2.20	5.60	2.58	
23.4	24.9	26.9	28.9	33.4	35.9	38.4	40.9	43.4	46.4	49.4	52.4	55.9	59.4	63.4	2.35	6.00	2.59	
0.97	0.98	0.99	1.01	1.03	1.04	1.05	1.06	1.07	1.08	1.10	1.11	1.12	1.13	1.14				
18.1	19.7	21.7	23.7	28.3	30.8	33.3	35.8	38.3	41.3	44.3	47.3	50.8	54.3	58.3	4.12	10.60	2.59	
22.8	24.3	26.4	28.4	32.9	35.4	37.9	40.4	42.9	45.9	48.9	51.9	55.4	58.9	62.9	2.50	6.50	2.63	
22.4	23.9	25.9	27.9	32.4	34.9	37.4	39.9	42.4	45.4	48.4	51.4	54.9	58.4	62.4	2.65	6.90	2.63	
14.2	15.7	17.8	19.9	24.5	27.0	29.5	32.0	34.6	37.6	40.6	43.6	47.1	50.7	54.7	5.30	14.00	2.66	
21.2	22.7	24.7	26.7	31.3	33.8	36.3	38.8	41.3	44.3	47.3	50.3	53.8	57.3	61.3	3.00	8.00	2.69	
0.97	0.98	0.99	1.00	1.03	1.04	1.05	1.06	1.07	1.08	1.09	1.10	1.11	1.13	1.14				

FOR BELT SIZES NOT SHOWN, INTERPOLATE FOR ADDITIONAL CENTER DISTANCE.

3V Stock Drive Selection



V-BELT DRIVES

Speed Ratio	Sheave Combination		DriveN Speeds and HP Per Belt								Nominal Center Distance And Arc-Length Correction Factors						
			3500 RPM DriveR		1750 RPM DriveR		1160 RPM DriveR		870 RPM DriveR								
	DriveR O.D.	DriveN O.D.	DriveN RPM	HP Per Belt 3VX	DriveN RPM	HP Per Belt 3VX	DriveN RPM	HP Per Belt 3VX	DriveN RPM	HP Per Belt 3VX	3VX Belt Length Designation						
											250	300	355	400	450	500	560
2.77	2.20	6.00	1265	2.93	632	1.67	419	1.18	314	0.92	5.7	8.3	11.1	13.4	15.9	18.5	21.5
2.77	6.90	19.00	1265	15.90	633	9.31	419	6.50	314	5.02	—	—	—	—	—	—	—
2.80	2.35	6.50	1248	3.42	624	1.93	414	1.36	310	1.06	—	7.8	10.6	12.9	15.4	17.9	20.9
2.80	2.50	6.90	1252	3.90	626	2.19	415	1.54	311	1.20	—	7.3	10.1	12.4	15.0	17.5	20.5
2.82	5.00	14.00	1242	11.29	621	6.36	412	4.41	309	3.41	—	—	—	—	—	—	12.3
ARC-LENGTH CORRECTION FACTOR											0.75	0.81	0.85	0.88	0.91	0.93	0.96
2.89	2.80	8.00	1211	4.86	605	2.71	401	1.89	301	1.47	—	—	8.9	11.2	13.8	16.3	19.3
2.93	3.65	10.60	1194	7.46	597	4.15	396	2.88	297	2.23	—	—	—	10.7	13.4	16.4	—
2.94	6.50	19.00	1191	15.01	596	8.71	395	6.07	296	4.68	—	—	—	—	—	—	—
2.97	4.75	14.00	1179	10.61	590	5.95	391	4.13	293	3.19	—	—	—	—	—	—	12.4
2.98	2.35	6.90	1175	3.42	588	1.93	389	1.36	292	1.06	—	7.4	10.2	12.5	15.1	17.6	20.6
ARC-LENGTH CORRECTION FACTOR											0.0	0.78	0.84	0.87	0.90	0.92	0.95
3.00	2.20	6.50	1167	2.93	583	1.67	387	1.18	290	0.92	—	7.9	10.7	13.0	15.5	18.0	21.1
3.06	2.65	8.00	1145	4.38	572	2.45	379	1.72	285	1.33	—	—	9.0	11.3	13.9	16.4	19.5
3.13	4.50	14.00	1116	9.92	558	5.55	370	3.85	278	2.97	—	—	—	—	—	—	12.6
3.14	8.00	25.00	—	—	558	10.94	370	7.67	277	5.93	—	—	—	—	—	—	—
3.17	10.60	33.50	—	—	552	14.52	366	10.33	274	8.02	—	—	—	—	—	—	—
ARC-LENGTH CORRECTION FACTOR											0.0	0.79	0.84	0.87	0.90	0.93	0.95
3.18	6.00	19.00	1099	13.84	549	7.94	364	5.52	273	4.26	—	—	—	—	—	—	—
3.19	2.20	6.90	1099	2.93	549	1.67	364	1.18	273	0.92	—	7.5	10.3	12.6	15.2	17.7	20.7
3.20	3.35	10.60	1095	6.56	547	3.65	363	2.54	272	1.96	—	—	—	10.9	13.6	16.6	—
3.24	2.50	8.00	1079	3.90	539	2.19	357	1.54	268	1.20	—	—	9.1	11.4	14.0	16.5	19.6
3.40	3.15	10.60	1028	5.95	514	3.31	341	2.31	256	1.78	—	—	—	8.4	11.1	13.7	16.8
ARC-LENGTH CORRECTION FACTOR											0.0	0.78	0.84	0.87	0.90	0.92	0.95
3.41	5.60	19.00	1025	12.85	513	7.31	340	5.08	255	3.92	—	—	—	—	—	—	—
3.43	4.12	14.00	1021	8.85	511	4.93	338	3.42	254	2.64	—	—	—	—	—	—	12.8
3.46	2.35	8.00	1013	3.42	506	1.93	336	1.36	252	1.06	—	—	9.2	11.5	14.1	16.6	19.7
3.58	3.00	10.60	979	5.49	489	3.05	324	2.13	243	1.65	—	—	—	8.5	11.2	13.8	16.9
3.61	5.30	19.00	970	12.09	485	6.84	321	4.75	241	3.67	—	—	—	—	—	—	—
ARC-LENGTH CORRECTION FACTOR											0.0	0.0	0.81	0.85	0.88	0.91	0.94
3.64	6.90	25.00	961	15.91	480	9.32	318	6.50	239	5.02	—	—	—	—	—	—	—
3.70	2.20	8.00	947	2.94	473	1.67	314	1.18	235	0.93	—	—	9.3	11.6	14.2	16.7	19.8
3.83	5.00	19.00	914	11.29	457	6.36	303	4.42	227	3.41	—	—	—	—	—	—	—
3.84	2.80	10.60	912	4.86	456	2.71	302	1.90	227	1.47	—	—	—	8.6	11.3	13.9	17.0
3.87	3.65	14.00	903	7.47	452	4.15	299	2.89	225	2.23	—	—	—	—	—	—	13.1
ARC-LENGTH CORRECTION FACTOR											0.0	0.0	0.81	0.85	0.88	0.91	0.94
3.87	6.50	25.00	905	15.02	452	8.71	300	6.07	225	4.68	—	—	—	—	—	—	—
4.03	4.75	19.00	868	10.62	434	5.96	288	4.14	216	3.19	—	—	—	—	—	—	—
4.06	2.65	10.60	863	4.39	431	2.46	286	1.72	214	1.34	—	—	—	8.7	11.4	14.0	17.1
4.19	6.00	25.00	835	13.85	417	7.94	277	5.52	207	4.26	—	—	—	—	—	—	—
4.21	8.00	33.50	—	—	416	10.95	276	7.67	207	5.93	—	—	—	—	—	—	—
ARC-LENGTH CORRECTION FACTOR											0.0	0.0	0.0	0.77	0.84	0.88	0.91
4.23	3.35	14.00	828	6.57	414	3.65	274	2.54	206	1.96	—	—	—	—	—	—	—
4.26	4.50	19.00	822	9.93	411	5.55	272	3.86	204	2.98	—	—	—	—	—	—	—
4.31	2.50	10.60	813	3.91	406	2.20	269	1.54	202	1.20	—	—	—	8.8	11.5	14.1	17.2
4.50	3.15	14.00	778	5.96	389	3.31	258	2.31	193	1.79	—	—	—	—	—	—	13.4
4.50	5.60	25.00	779	12.86	389	7.31	258	5.08	194	3.92	—	—	—	—	—	—	—
ARC-LENGTH CORRECTION FACTOR											0.0	0.0	0.0	0.77	0.83	0.87	0.91
4.59	2.35	10.60	763	3.43	382	1.94	253	1.36	190	1.06	—	—	—	8.9	11.6	14.2	17.3
4.66	4.12	19.00	752	8.85	376	4.93	249	3.42	187	2.64	—	—	—	—	—	—	—
4.73	3.00	14.00	740	5.49	370	3.06	245	2.13	184	1.65	—	—	—	—	—	10.2	13.5
4.75	5.30	25.00	736	12.09	368	6.84	244	4.75	183	3.67	—	—	—	—	—	—	—
4.88	6.90	33.50	717	15.91	358	9.32	238	6.50	178	5.02	—	—	—	—	—	—	—
ARC-LENGTH CORRECTION FACTOR											0.0	0.0	0.0	0.77	0.83	0.87	0.91
4.91	2.20	10.60	713	2.94	357	1.67	236	1.18	177	0.93	—	—	—	9.0	11.7	14.3	17.4
5.04	5.00	25.00	694	11.30	347	6.36	230	4.42	173	3.41	—	—	—	—	—	—	—
5.07	2.80	14.00	690	4.87	345	2.72	229	1.90	172	1.47	—	—	—	—	—	10.3	13.7
5.19	6.50	33.50	675	15.02	337	8.71	224	6.07	168	4.68	—	—	—	—	—	—	—
5.26	3.65	19.00	665	7.47	332	4.15	220	2.89	165	2.23	—	—	—	—	—	—	—
ARC-LENGTH CORRECTION FACTOR											0.0	0.0	0.0	0.77	0.83	0.87	0.91

3VX = COGGED/NOTCHED V-BELT VALUES ARE GIVEN FOR 3VX ONLY DUE TO GENERAL INDUSTRY TRENDS.

+ IF RIM SPEED EXCEEDS 6500 FEET PER MINUTE, CONSULT *Martin*.



Stock Drive 3V Selection

V-BELT DRIVES

Nominal Center Distances And Arc-Length Correction Factor															Sheave Combination		Speed Ratio
3VX Belt Length Designation															DriveR O.D.	DriveN O.D.	
600	630	670	710	800	850	900	950	1000	1060	1120	1180	1250	1320	1400			
23.5	25.0	27.0	29.0	33.5	36.0	38.5	41.0	43.5	46.5	49.5	52.5	56.0	59.5	63.5	2.20	6.00	2.77
—	—	—	—	18.7	21.3	23.9	26.5	29.0	32.1	35.1	38.2	41.7	45.3	49.3	6.90	19.00	2.77
23.0	24.5	26.5	28.5	33.0	35.5	38.0	40.5	43.0	46.0	49.0	52.0	55.5	59.0	63.0	2.35	6.50	2.80
22.5	24.0	26.0	28.0	32.5	35.0	37.6	40.1	42.6	45.6	48.6	51.6	55.1	58.6	62.6	2.50	6.90	2.80
14.4	15.9	18.0	20.1	24.7	27.2	29.7	32.3	34.8	37.8	40.8	43.8	47.4	50.9	54.9	5.00	14.00	2.82
0.97	0.98	0.99	1.00	1.03	1.04	1.05	1.06	1.07	1.08	1.09	1.10	1.12	1.13	1.14			
21.4	22.9	24.9	26.9	31.4	33.9	36.4	38.9	41.4	44.4	47.4	50.5	54.0	57.5	61.5	2.80	8.00	2.89
18.5	20.0	22.0	24.1	28.6	31.1	33.6	36.1	38.7	41.7	44.7	47.7	51.2	54.7	58.7	3.65	10.60	2.93
—	—	—	—	18.9	21.6	24.2	26.7	29.3	32.4	35.4	38.5	42.0	45.5	49.6	6.50	19.00	2.94
14.5	16.1	18.2	20.2	24.8	27.4	29.9	32.4	35.0	38.0	41.0	44.0	47.5	51.1	55.1	4.75	14.00	2.97
22.6	24.1	26.1	28.1	32.7	35.2	37.7	40.2	42.7	45.7	48.7	51.7	55.2	58.7	62.7	2.35	6.90	2.98
0.97	0.98	0.99	1.00	1.02	1.04	1.05	1.06	1.07	1.08	1.09	1.10	1.12	1.13	1.14			
23.1	24.6	26.6	28.6	33.1	35.6	38.1	40.6	43.1	46.1	49.1	52.1	55.6	59.1	63.1	2.20	6.50	3.00
21.5	23.0	25.0	27.0	31.5	34.0	36.5	39.0	41.5	44.6	47.6	50.6	54.1	57.6	61.6	2.65	8.00	3.06
14.7	16.3	18.4	20.4	25.0	27.6	30.1	32.6	35.1	38.2	41.2	44.2	47.7	51.3	55.3	4.50	14.00	3.13
—	—	—	—	—	—	—	19.8	22.5	25.7	28.8	32.0	35.6	39.2	43.2	8.00	25.00	3.14
—	—	—	—	—	—	—	—	—	—	—	—	25.3	29.1	33.4	10.60	33.50	3.17
0.97	0.98	0.99	1.00	1.03	1.04	1.05	1.06	1.07	1.08	1.09	1.10	1.12	1.13	1.14			
—	—	—	14.4	19.3	21.9	24.5	27.1	29.7	32.7	35.8	38.8	42.4	45.9	49.9	6.00	19.00	3.18
22.7	24.2	26.2	28.3	32.8	35.3	37.8	40.3	42.8	45.8	48.8	51.8	55.3	58.8	62.8	2.20	6.90	3.19
18.7	20.2	22.2	24.3	28.8	31.3	33.8	36.4	38.9	41.9	44.9	47.9	51.4	54.9	58.9	3.35	10.60	3.20
21.6	23.1	25.1	27.1	31.6	34.1	36.7	39.2	41.7	44.7	47.7	50.7	54.2	57.7	61.7	2.50	8.00	3.24
18.8	20.4	22.4	24.4	29.0	31.5	34.0	36.5	39.0	42.0	45.0	48.1	51.6	55.1	59.1	3.15	10.60	3.40
0.96	0.97	0.99	1.00	1.02	1.04	1.05	1.06	1.07	1.08	1.09	1.10	1.11	1.12	1.13			
—	—	—	14.6	19.5	22.2	24.8	27.4	29.9	33.0	36.1	39.1	42.7	46.2	50.2	5.60	19.00	3.41
15.0	16.5	18.6	20.7	25.3	27.8	30.4	32.9	35.4	38.5	41.5	44.5	48.0	51.5	55.5	4.12	14.00	3.43
21.7	23.2	25.2	27.2	31.7	34.3	36.8	39.3	41.8	44.8	47.8	50.8	54.3	57.8	61.8	2.35	8.00	3.46
18.9	20.5	22.5	24.5	29.1	31.6	34.1	36.6	39.1	42.1	45.2	48.2	51.7	55.2	59.2	3.00	10.60	3.58
—	—	—	14.8	19.7	22.4	25.0	27.6	30.1	33.2	36.3	39.3	42.9	46.4	50.4	5.30	19.00	3.61
0.96	0.97	0.98	0.99	1.02	1.03	1.04	1.05	1.07	1.08	1.09	1.10	1.11	1.12	1.13			
21.8	23.3	25.3	27.3	31.9	34.4	36.9	39.4	41.9	44.9	47.9	50.9	54.4	57.9	61.9	6.90	25.00	3.64
—	—	—	15.0	19.9	22.6	25.2	27.8	30.3	33.4	36.5	39.5	43.1	46.6	50.7	5.00	19.00	3.83
19.1	20.6	22.6	24.7	29.2	31.7	34.3	36.8	39.1	42.3	45.3	48.3	51.8	55.3	59.3	2.80	10.60	3.84
15.3	16.8	18.9	21.0	25.6	28.2	30.7	33.2	35.8	38.8	41.8	44.8	48.4	51.9	55.9	3.65	14.00	3.87
0.95	0.97	0.98	0.99	1.02	1.03	1.04	1.05	1.06	1.08	1.09	1.10	1.11	1.12	1.13			
—	—	—	—	—	—	17.9	20.7	23.4	26.7	29.8	33.0	36.6	40.2	44.3	6.50	25.00	3.87
—	—	—	15.2	20.1	22.7	25.3	27.9	30.5	33.6	36.7	39.7	43.3	46.8	50.8	4.75	19.00	4.03
19.2	20.7	22.7	24.8	29.3	31.8	34.4	36.9	39.4	42.4	45.4	48.4	51.9	55.5	59.5	2.65	10.60	4.06
—	—	—	—	—	—	18.2	21.0	23.8	27.0	30.2	33.3	36.9	40.5	44.6	6.00	25.00	4.19
—	—	—	—	—	—	—	—	—	—	—	22.8	26.9	30.8	35.1	8.00	33.50	4.21
0.93	0.95	0.96	0.98	1.00	1.02	1.03	1.04	1.05	1.07	1.08	1.09	1.10	1.11	1.13			
15.5	17.0	19.1	21.2	25.8	28.4	30.9	33.4	36.0	39.0	42.0	45.1	48.6	52.1	56.1	3.35	14.00	4.23
—	—	—	15.3	20.2	22.9	25.5	28.1	30.7	33.8	36.8	39.9	43.4	47.0	51.0	4.50	19.00	4.26
19.3	20.8	22.9	24.9	29.4	32.0	34.5	37.0	39.5	42.5	45.5	48.5	52.1	55.6	59.6	2.50	10.60	4.31
15.6	17.2	19.3	21.3	26.0	28.5	31.1	33.6	36.1	39.2	42.2	45.2	48.7	52.2	56.3	3.15	14.00	4.50
—	—	—	—	—	—	18.4	21.3	24.0	27.2	30.4	33.6	37.2	40.8	44.9	5.60	25.00	4.50
0.93	0.94	0.96	0.98	1.00	1.02	1.03	1.04	1.05	1.07	1.08	1.09	1.10	1.11	1.13			
19.4	20.9	23.0	25.0	29.5	32.1	34.6	37.1	39.6	42.6	45.6	48.7	52.2	55.7	59.7	2.35	10.60	4.59
—	—	13.3	15.6	20.5	23.1	25.8	28.4	30.9	34.0	37.1	40.2	43.7	47.3	51.3	4.12	19.00	4.66
15.7	17.3	19.4	21.4	26.1	28.6	31.2	33.7	36.2	39.3	42.3	45.3	48.8	52.4	56.4	3.00	14.00	4.73
—	—	—	—	—	—	18.6	21.4	24.2	27.4	30.6	33.8	37.4	41.0	45.1	5.30	25.00	4.75
—	—	—	—	—	—	—	—	—	—	—	23.5	27.6	31.5	35.8	6.90	33.50	4.88
0.93	0.94	0.96	0.97	1.00	1.02	1.03	1.04	1.05	1.07	1.08	1.09	1.10	1.11	1.13			
19.5	21.0	23.1	25.1	29.6	32.2	34.7	37.2	39.7	42.7	45.8	48.8	52.3	55.8	59.8	2.20	10.60	4.91
—	—	—	—	—	—	18.8	21.6	24.4	27.6	30.8	34.0	37.6	41.2	45.3	5.00	25.00	5.04
15.8	17.4	19.5	21.6	26.2	28.8	31.3	33.8	36.4	39.4	42.4	45.5	49.0	52.5	56.5	2.80	14.00	5.07
—	—	—	—	—	—	—	—	—	—	—	23.7	27.8	31.7	36.1	6.50	33.50	5.19
—	—	13.5	15.9	20.8	23.5	26.1	28.7	31.3	34.4	37.4	40.5	44.0	47.6	51.6	3.65	19.00	5.26
0.93	0.94	0.96	0.97	1.00	1.02	1.03	1.04	1.05	1.07	1.08	1.09	1.10	1.11	1.13			

FOR BELT SIZES NOT SHOWN, INTERPOLATE FOR ADDITIONAL CENTER DISTANCE.

3V Stock Drive Selection



V-BELT DRIVES

Speed Ratio	Sheave Combination		DriveN Speeds and HP Per Belt								Nominal Center Distance And Arc-Length Correction Factors							
			3500 RPM DriveR		1750 RPM DriveR		1160 RPM DriveR		870 RPM DriveR		3VX Belt Length Designation							
	DriveR O.D.	DriveN O.D.	DriveN RPM	HP Per Belt 3VX	DriveN RPM	HP Per Belt 3VX	DriveN RPM	HP Per Belt 3VX	DriveN RPM	HP Per Belt 3VX	250	300	355	400	450	500	560	
5.31	4.75	25.00	659	10.62	330	5.96	219	4.14	164	3.19	—	—	—	—	—	—	—	
5.37	2.65	14.00	652	4.39	326	2.46	216	1.72	162	1.34	—	—	—	—	—	10.4	—	
5.61	4.50	25.00	624	9.93	312	5.55	207	3.86	155	2.98	—	—	—	—	—	—	—	
5.62	6.00	33.50	623	13.85	311	7.94	206	5.52	155	4.26	—	—	—	—	—	—	—	
5.69	2.50	14.00	615	3.91	307	2.20	204	1.54	153	1.20	—	—	—	—	—	10.5	—	
ARC-LENGTH CORRECTION FACTOR											0.0	0.0	0.0	0.0	0.0	0.76		
5.74	3.35	19.00	609	6.57	305	3.65	202	2.54	152	1.96	—	—	—	—	—	—	—	
6.03	5.60	33.50	581	12.86	290	7.32	192	5.08	144	3.92	—	—	—	—	—	—	—	
6.07	2.35	14.00	577	3.43	289	1.94	191	1.36	143	1.06	—	—	—	—	—	10.6	—	
6.11	3.15	19.00	573	5.96	286	3.31	190	2.31	142	1.79	—	—	—	—	—	—	—	
6.13	4.12	25.00	571	8.85	285	4.93	189	3.43	142	2.64	—	—	—	—	—	—	—	
ARC-LENGTH CORRECTION FACTOR											0.0	0.0	0.0	0.0	0.0	0.76		
6.37	5.30	33.50	549	12.09	275	6.84	182	4.75	137	3.67	—	—	—	—	—	—	—	
6.42	3.00	19.00	545	5.49	272	3.06	181	2.13	135	1.65	—	—	—	—	—	—	—	
6.49	2.20	14.00	539	2.94	270	1.68	179	1.18	134	0.93	—	—	—	—	—	10.6	—	
6.76	5.00	33.50	518	11.30	259	6.36	172	4.42	129	3.41	—	—	—	—	—	—	—	
6.89	2.80	19.00	508	4.87	254	2.72	168	1.90	126	1.47	—	—	—	—	—	—	—	
ARC-LENGTH CORRECTION FACTOR											0.0	0.0	0.0	0.0	0.0	0.76		
6.93	3.65	25.00	505	7.48	253	4.15	167	2.89	126	2.23	—	—	—	—	—	—	—	
7.12	4.75	33.50	492	10.62	246	5.96	163	4.14	122	3.19	—	—	—	—	—	—	—	
7.29	2.65	19.00	480	4.39	240	2.46	159	1.72	119	1.34	—	—	—	—	—	—	—	
7.52	4.50	33.50	466	9.93	233	5.56	154	3.86	116	2.98	—	—	—	—	—	—	—	
7.56	3.35	25.00	463	6.57	231	3.65	153	2.54	115	1.97	—	—	—	—	—	—	—	
ARC-LENGTH CORRECTION FACTOR											0.0	0.0	0.0	0.0	0.0	0.0	0.0	0.0
7.73	2.50	19.00	453	3.91	226	2.20	150	1.54	112	1.20	—	—	—	—	—	—	—	
8.05	3.15	25.00	435	5.96	217	3.31	144	2.31	108	1.79	—	—	—	—	—	—	—	
8.22	4.12	33.50	426	8.85	213	4.93	141	3.43	106	2.64	—	—	—	—	—	—	—	
8.24	2.35	19.00	425	3.43	212	1.94	141	1.36	106	1.06	—	—	—	—	—	—	—	
8.46	3.00	25.00	414	5.50	207	3.06	137	2.13	103	1.65	—	—	—	—	—	—	—	
ARC-LENGTH CORRECTION FACTOR											0.0	0.0	0.0	0.0	0.0	0.0	0.0	0.0
8.81	2.20	19.00	397	2.94	199	1.68	132	1.19	99	0.93	—	—	—	—	—	—	—	
9.07	2.80	25.00	386	4.87	193	2.72	128	1.90	96	1.47	—	—	—	—	—	—	—	
9.29	3.65	33.50	377	7.48	188	4.15	125	2.89	94	2.23	—	—	—	—	—	—	—	
9.60	2.65	25.00	365	4.39	182	2.46	121	1.72	91	1.34	—	—	—	—	—	—	—	
10.14	3.35	33.50	345	6.57	173	3.65	114	2.54	86	1.97	—	—	—	—	—	—	—	
ARC-LENGTH CORRECTION FACTOR											0.0	0.0	0.0	0.0	0.0	0.0	0.0	0.0
10.18	2.50	25.00	344	3.91	172	2.20	114	1.54	85	1.20	—	—	—	—	—	—	—	
10.79	3.15	33.50	324	5.96	162	3.31	108	2.31	81	1.79	—	—	—	—	—	—	—	
10.85	2.35	25.00	323	3.43	161	1.94	107	1.36	80	1.06	—	—	—	—	—	—	—	
11.34	3.00	33.50	309	5.50	154	3.06	102	2.13	77	1.65	—	—	—	—	—	—	—	
11.60	2.20	25.00	302	2.94	151	1.68	100	1.19	75	0.93	—	—	—	—	—	—	—	
ARC-LENGTH CORRECTION FACTOR											0.0	0.0	0.0	0.0	0.0	0.0	0.0	0.0
12.16	2.80	33.50	288	4.87	144	2.72	95	1.90	72	1.47	—	—	—	—	—	—	—	
12.87	2.65	33.50	272	4.39	136	2.46	90	1.72	68	1.34	—	—	—	—	—	—	—	
13.65	2.50	33.50	256	3.92	128	2.20	85	1.54	64	1.20	—	—	—	—	—	—	—	
14.54	2.35	33.50	241	3.43	120	1.94	80	1.37	60	1.06	—	—	—	—	—	—	—	
15.56	2.20	33.50	225	2.94	112	1.68	75	1.19	56	0.93	—	—	—	—	—	—	—	
ARC-LENGTH CORRECTION FACTOR											0.0	0.0	0.0	0.0	0.0	0.0	0.0	0.0

3VX = COGGED/NOTCHED V-BELT VALUES ARE GIVEN FOR 3VX ONLY DUE TO GENERAL INDUSTRY TRENDS.

+ IF RIM SPEED EXCEEDS 6500 FEET PER MINUTE, CONSULT *Martin*.



Stock Drive Selection 3V

Nominal Center Distances And Arc-Length Correction Factor															Sheave Combination		Speed Ratio
3VX Belt Length Designation															DriveR O.D.	DriveN O.D.	
600	630	670	710	800	850	900	950	1000	1060	1120	1180	1250	1320	1400			
—	—	—	—	—	—	18.9	21.8	24.5	27.8	31.0	34.1	37.8	41.4	45.5	4.75	25.00	5.31
15.9	17.5	19.6	21.7	26.3	28.9	31.4	33.9	36.5	39.5	42.5	45.6	49.1	52.6	56.6	2.65	14.00	5.37
—	—	—	—	—	—	19.1	21.9	24.7	28.0	31.1	34.3	37.9	41.6	45.7	4.50	25.00	5.61
—	—	—	—	—	—	—	—	—	—	—	24.0	28.1	32.0	36.4	6.00	33.50	5.62
16.0	17.6	19.7	21.8	26.4	29.0	31.5	34.1	36.6	39.6	42.7	45.7	49.2	52.7	56.7	2.50	14.00	5.69
0.88	0.90	0.92	0.94	0.98	1.00	1.01	1.02	1.04	1.05	1.06	1.08	1.09	1.10	1.11			
—	—	13.7	16.0	21.0	23.7	26.3	28.9	31.5	34.6	37.6	40.7	44.3	47.8	51.9	3.35	19.00	5.74
—	—	—	—	—	—	—	—	—	—	—	24.3	28.4	32.3	36.6	5.60	33.50	6.03
16.1	17.7	19.8	21.9	26.5	29.1	31.6	34.2	36.7	39.7	42.8	45.8	49.3	52.8	56.9	2.35	14.00	6.07
—	—	13.8	16.2	21.1	23.8	26.4	29.0	31.6	34.7	37.8	40.8	44.4	47.9	52.0	3.15	19.00	6.11
—	—	—	—	—	16.3	19.3	22.2	24.9	28.2	31.4	34.6	38.2	41.8	45.9	4.12	25.00	6.13
0.88	0.90	0.92	0.94	0.98	0.99	1.01	1.02	1.04	1.05	1.06	1.08	1.09	1.10	1.11			
—	—	—	—	—	—	—	—	—	—	—	24.5	28.5	32.5	36.8	5.30	33.50	6.37
—	—	13.9	16.3	21.2	23.9	26.5	29.1	31.7	34.8	37.9	40.9	44.5	48.1	52.1	3.00	19.00	6.42
16.2	17.8	19.9	22.0	26.6	29.2	31.7	34.3	36.8	39.8	42.9	45.9	49.4	52.9	57.0	2.20	14.00	6.49
—	—	—	—	—	—	—	—	—	—	20.9	24.6	28.7	32.7	37.0	5.00	33.50	6.76
—	—	14.0	16.4	21.3	24.0	26.6	29.3	31.8	34.9	38.0	41.1	44.6	48.2	52.3	2.80	19.00	6.89
0.88	0.90	0.92	0.94	0.98	0.99	1.01	1.02	1.04	1.05	1.06	1.08	1.09	1.10	1.11			
—	—	—	—	—	16.6	19.6	22.5	25.2	28.5	31.7	34.9	38.5	42.1	46.3	3.65	25.00	6.93
—	—	—	—	—	—	—	—	—	—	21.1	24.8	28.9	32.8	37.2	4.75	33.50	7.12
—	—	14.1	16.5	21.4	24.1	26.7	29.4	32.0	35.0	38.1	41.2	44.7	48.3	52.4	2.65	19.00	7.29
—	—	—	—	—	—	—	—	—	—	21.2	24.9	29.0	33.0	37.3	4.50	33.50	7.52
—	—	—	—	—	16.7	19.8	22.6	25.4	28.7	31.9	35.1	38.7	42.4	46.5	3.35	25.00	7.56
0.00	0.0	0.79	0.84	0.92	0.94	0.97	0.99	1.00	1.02	1.04	1.05	1.07	1.08	1.10			
—	—	14.2	16.6	21.5	24.2	26.8	29.5	32.1	35.1	38.2	41.3	44.9	48.4	52.5	2.50	19.00	7.73
—	—	—	—	—	16.8	19.9	22.8	25.6	28.8	32.0	35.2	38.9	42.5	46.6	3.15	25.00	8.05
—	—	—	—	—	—	—	—	—	—	21.4	25.2	29.3	33.2	37.6	4.12	33.50	8.22
—	—	14.3	16.7	21.6	24.3	26.9	29.6	32.2	35.2	38.3	41.4	45.0	48.5	52.6	2.35	19.00	8.24
—	—	—	—	—	16.9	20.0	22.9	25.7	28.9	32.1	35.3	39.0	42.6	46.7	3.00	25.00	8.46
0.00	0.0	0.79	0.84	0.91	0.94	0.96	0.98	1.00	1.02	1.04	1.05	1.07	1.08	1.10			
—	—	14.4	16.7	21.7	24.4	27.0	29.7	32.3	35.4	38.4	41.5	45.1	48.6	52.7	2.20	19.00	8.81
—	—	—	—	—	17.1	20.1	23.0	25.8	29.0	32.3	35.4	39.1	42.7	46.9	2.80	25.00	9.07
—	—	—	—	—	—	—	—	—	—	21.7	25.4	29.6	33.5	37.9	3.65	33.50	9.29
—	—	—	—	—	17.1	20.2	23.1	25.9	29.1	32.4	35.5	39.2	42.8	47.0	2.65	25.00	9.60
—	—	—	—	—	—	—	—	—	—	21.9	25.6	29.7	33.7	38.1	3.35	33.50	10.14
0.00	0.0	0.79	0.84	0.91	0.94	0.96	0.98	1.00	1.02	1.04	1.05	1.07	1.08	1.09			
—	—	—	—	—	17.2	20.3	23.2	26.0	29.2	32.5	35.6	39.3	42.9	47.1	2.50	25.00	10.18
—	—	—	—	—	—	—	—	—	—	22.0	25.7	29.9	33.8	38.2	3.15	33.50	10.79
—	—	—	—	—	17.3	20.4	23.3	26.1	29.3	32.5	35.7	39.4	43.0	47.2	2.35	25.00	10.85
—	—	—	—	—	—	—	—	—	—	22.1	25.8	30.0	33.9	38.3	3.00	33.50	11.34
—	—	—	—	—	17.4	20.5	23.4	26.2	29.4	32.6	35.8	39.5	43.1	47.3	2.20	25.00	11.60
0.00	0.0	0.0	0.0	0.0	0.77	0.85	0.89	0.93	0.96	0.98	1.01	1.03	1.05	1.07			
—	—	—	—	—	—	—	—	—	—	22.2	26.0	30.1	34.0	38.4	2.80	33.50	12.16
—	—	—	—	—	—	—	—	—	—	22.3	26.0	30.2	34.1	38.5	2.65	33.50	12.87
—	—	—	—	—	—	—	—	—	—	22.4	26.1	30.3	34.2	38.6	2.50	33.50	13.65
—	—	—	—	—	—	—	—	—	—	22.4	26.2	30.3	34.3	38.7	2.35	33.50	14.54
—	—	—	—	—	—	—	—	—	—	22.5	26.3	30.4	34.4	38.8	2.20	33.50	15.56
0.00	0.0	0.0	0.0	0.0	0.0	0.0	0.0	0.0	0.0	0.78	0.86	0.92	0.96	1.00			

FOR BELT SIZES NOT SHOWN, INTERPOLATE FOR ADDITIONAL CENTER DISTANCE.

V-BELT DRIVES

5V Stock Drive Selection



V-BELT DRIVES

Speed Ratio	Sheave Combination		DriveN Speeds and HP Per Belt												Nominal Center Distance And Arc-Length Correction Factors		
			1750 RPM DriveR			1160 RPM DriveR			870 RPM DriveR			690 RPM DriveR					
	DriveR O.D.	DriveN O.D.	DriveN RPM	HP Per Belt 5V	HP Per Belt 5VX	DriveN RPM	HP Per Belt 5V	HP Per Belt 5VX	DriveN RPM	HP Per Belt 5V	HP Per Belt 5VX	DriveN RPM	HP Per Belt 5V	HP Per Belt 5VX	5V/5VX Belt Length Designation		
1.00	4.40	4.40	1750	3.90	8.23	1160	3.09	5.90	870	2.56	4.64	690	2.18	3.82	18.1	23.1	28.6
1.00	4.65	4.65	1750	5.04	9.40	1160	3.89	6.71	870	3.17	5.26	690	2.67	4.32	17.7	22.7	28.2
1.00	4.90	4.90	1750	6.16	10.55	1160	4.67	7.51	870	3.78	5.88	690	3.17	4.81	17.3	22.3	27.8
1.00	5.20	5.20	1750	7.49	11.93	1160	5.61	8.46	870	4.51	6.61	690	3.76	5.41	16.8	21.8	27.3
1.00	5.50	5.50	1750	8.81	13.30	1160	6.55	9.42	870	5.23	7.35	690	4.34	6.00	16.4	21.4	26.9
ARC-LENGTH CORRECTION FACTOR															0.85	0.88	0.91
1.00	5.90	5.90	1750	10.55	15.11	1160	7.78	10.68	870	6.19	8.32	690	5.12	6.78	15.7	20.7	26.2
1.00	6.30	6.30	1750	12.26	16.89	1160	9.00	11.93	870	7.14	9.28	690	5.89	7.57	15.1	20.1	25.6
1.00	6.70	6.70	1750	13.94	18.66	1160	10.21	13.17	870	8.08	10.24	690	6.66	8.34	14.5	19.5	25.0
1.00	7.10	7.10	1750	15.60	20.41	1160	11.41	14.40	870	9.02	11.20	690	7.42	9.12	13.8	18.8	24.3
1.00	7.50	7.50	1750	17.22	22.13	1160	12.60	15.63	870	9.95	12.15	690	8.17	9.88	13.2	18.2	23.7
ARC-LENGTH CORRECTION FACTOR															0.85	0.88	0.91
1.00	8.00	8.00	1750	19.21	24.26	1160	14.07	17.15	870	11.10	13.33	690	9.12	10.84	12.4	17.4	22.9
1.00	8.50	8.50	1750	21.15	26.35	1160	15.52	18.65	870	12.24	14.50	690	10.05	11.79	11.6	16.6	22.1
1.00	9.00	9.00	1750	23.04	28.41	1160	16.95	20.14	870	13.38	15.66	690	10.98	12.74	—	15.9	21.4
1.00	9.25	9.25	1750	23.96	29.43	1160	17.66	20.89	870	13.94	16.24	690	11.44	13.21	—	15.5	21.0
1.00	9.75	9.75	1750	25.77	31.44	1160	19.06	22.36	870	15.06	17.39	690	12.36	14.15	—	14.7	20.2
ARC-LENGTH CORRECTION FACTOR															0.85	0.88	0.91
1.00	10.30	10.30	1750	27.70	33.60	1160	20.59	23.96	870	16.27	18.65	690	13.36	15.17	—	13.8	19.3
1.00	10.90	10.90	1750	29.72	35.91	1160	22.22	25.69	870	17.59	20.01	690	14.44	16.28	—	—	18.4
1.00	11.30	11.30	1750	31.03	37.42	1160	23.29	26.83	870	18.46	20.91	690	15.16	17.02	—	—	17.8
1.00	11.80	11.80	1750	32.60	39.27	1160	24.61	28.24	870	19.53	22.03	690	16.05	17.94	—	—	17.0
1.00	12.50	12.50	1750	34.70	41.78	1160	26.43	30.19	870	21.02	23.58	690	17.29	19.21	—	—	15.9
ARC-LENGTH CORRECTION FACTOR															0.85	0.88	0.91
1.00	13.20	13.20	1750	36.67	44.22	1160	28.20	32.12	870	22.49	25.12	690	18.51	20.48	—	—	—
1.00	14.00	14.00	1750	38.75	46.89	1160	30.17	34.28	870	24.14	26.87	690	19.90	21.91	—	—	—
1.00	15.00	15.00	+	+	+	1160	32.55	36.92	870	26.16	29.01	690	21.61	23.69	—	—	—
1.00	16.00	16.00	+	+	+	1160	34.83	39.50	870	28.14	31.13	690	23.29	25.45	—	—	—
1.03	9.00	9.25	1702	23.28	28.60	1128	17.12	20.27	846	13.50	15.75	671	11.07	12.81	—	15.7	21.2
ARC-LENGTH CORRECTION FACTOR															0.00	0.88	0.91
1.04	10.90	11.30	1687	30.05	36.16	1119	22.43	25.85	839	17.75	20.13	665	14.57	16.38	—	—	18.1
1.04	11.30	11.80	1675	31.35	37.66	1110	23.50	26.99	833	18.62	21.03	661	15.29	17.12	—	—	17.4
1.05	4.65	4.90	1659	5.43	9.70	1100	4.15	6.90	825	3.37	5.41	654	2.83	4.43	17.5	22.5	28.0
1.05	9.25	9.75	1659	24.35	29.73	1100	17.92	21.09	825	14.13	16.39	654	11.59	13.33	—	15.1	20.6
1.06	4.40	4.65	1654	4.36	8.58	1096	3.40	6.13	822	2.79	4.82	652	2.36	3.96	17.9	22.9	28.4
ARC-LENGTH CORRECTION FACTOR															0.85	0.88	0.91
1.06	4.90	5.20	1647	6.62	10.91	1092	4.98	7.74	819	4.01	6.05	649	3.35	4.95	17.1	22.1	27.6
1.06	5.20	5.50	1653	7.95	12.29	1096	5.92	8.70	822	4.74	6.79	652	3.94	5.55	16.6	21.6	27.1
1.06	6.30	6.70	1644	12.72	17.25	1090	9.31	12.16	817	7.37	9.46	648	6.07	7.70	14.8	19.8	25.3
1.06	6.70	7.10	1650	14.40	19.01	1094	10.52	13.40	820	8.31	10.42	651	6.84	8.48	14.2	19.2	24.7
1.06	7.10	7.50	1655	16.06	20.76	1097	11.72	14.64	823	9.25	11.37	653	7.60	9.25	13.5	18.5	24.0
ARC-LENGTH CORRECTION FACTOR															0.85	0.88	0.91
1.06	8.00	8.50	1646	19.67	24.61	1091	14.37	17.38	818	11.33	13.50	649	9.30	10.98	12.0	17.0	22.5
1.06	8.50	9.00	1652	21.61	26.71	1095	15.83	18.89	821	12.47	14.67	651	10.23	11.93	11.3	16.3	21.8
1.06	9.75	10.30	1656	26.23	31.79	1097	19.37	22.59	823	15.29	17.56	653	12.54	14.28	—	14.3	19.8
1.06	10.30	10.90	1653	28.16	33.95	1096	20.89	24.19	822	16.50	18.82	652	13.54	15.31	—	13.3	18.8
1.06	11.80	12.50	1651	33.06	39.62	1095	24.92	28.47	821	19.76	22.21	651	16.23	18.08	—	—	16.4
ARC-LENGTH CORRECTION FACTOR															0.85	0.88	0.91
1.06	12.50	13.20	1656	35.16	42.14	1098	26.73	30.43	824	21.25	23.76	653	17.47	19.35	—	—	15.3
1.06	13.20	14.00	1649	37.12	44.57	1093	28.50	32.35	820	22.72	25.30	650	18.69	20.62	—	—	—
1.07	5.50	5.90	1629	9.34	13.70	1080	6.89	9.68	810	5.49	7.55	642	4.55	6.16	16.0	21.0	26.5
1.07	5.90	6.30	1637	11.07	15.51	1085	8.13	10.94	814	6.45	8.52	645	5.32	6.94	15.4	20.4	25.9
1.07	7.50	8.00	1639	17.74	22.54	1087	12.95	15.90	815	10.21	12.35	646	8.38	10.04	12.8	17.8	23.3
ARC-LENGTH CORRECTION FACTOR															0.85	0.88	0.91
1.07	14.00	15.00	1633	39.27	47.29	1082	30.51	34.55	812	24.40	27.06	644	20.10	22.07	—	—	—
1.07	15.00	16.00	+	+	+	1087	32.89	37.19	815	26.42	29.21	647	21.81	23.85	—	—	—
1.08	9.00	9.75	1614	23.62	28.86	1070	17.34	20.44	802	13.67	15.88	636	11.21	12.91	—	15.3	20.8
1.08	10.90	11.80	1615	30.31	36.36	1071	22.61	25.98	803	17.88	20.23	637	14.67	16.46	—	—	17.7
1.09	8.50	9.25	1607	21.79	26.85	1065	15.95	18.98	799	12.56	14.74	633	10.30	11.99	11.1	16.1	21.6
ARC-LENGTH CORRECTION FACTOR															0.84	0.88	0.90

5V = STANDARD V-BELT
 5VX = COGGED/NOTCHED V-BELT
 + IF RIM SPEED EXCEEDS 6500 FEET PER MINUTE, CONSULT *Martin*.



Stock Drive 5V Selection

V-BELT DRIVES

Nominal Center Distances And Arc-Length Correction Factor															Sheave Combination		Speed Ratio
5V/5VX Belt Length Designation															DriveR O.D.	DriveN O.D.	
800	900	1000	1120	1250	1320	1400	1600	1800	2000	2240	2500	2800	3150	3550			
33.1	38.1	43.1	49.1	55.6	59.1	63.1	73.1	83.1	93.1	105.1	118.1	133.1	150.6	170.6	4.40	4.40	1.00
32.7	37.7	42.7	48.7	55.2	58.7	62.7	72.7	82.7	92.7	104.7	117.7	132.7	150.2	170.2	4.65	4.65	1.00
32.3	37.3	42.3	48.3	54.8	58.3	62.3	72.3	82.3	92.3	104.3	117.3	132.3	149.8	169.8	4.90	4.90	1.00
31.8	36.8	41.8	47.8	54.3	57.8	61.8	71.8	81.8	91.8	103.8	116.8	131.8	149.3	169.3	5.20	5.20	1.00
31.4	36.4	41.4	47.4	53.9	57.4	61.4	71.4	81.4	91.4	103.4	116.4	131.4	148.9	168.9	5.50	5.50	1.00
0.93	0.95	0.96	0.98	1.00	1.01	1.02	1.04	1.06	1.08	1.09	1.11	1.13	1.15	1.17			
30.7	35.7	40.7	46.7	53.2	56.7	60.7	70.7	80.7	90.7	102.7	115.7	130.7	148.2	168.2	5.90	5.90	1.00
30.1	35.1	40.1	46.1	52.6	56.1	60.1	70.1	80.1	90.1	102.1	115.1	130.1	147.6	167.6	6.30	6.30	1.00
29.5	34.5	39.5	45.5	52.0	55.5	59.5	69.5	79.5	89.5	101.5	114.5	129.5	147.0	167.0	6.70	6.70	1.00
28.8	33.8	38.8	44.8	51.3	54.8	58.8	68.8	78.8	88.8	100.8	113.8	128.8	146.3	166.3	7.10	7.10	1.00
28.2	33.2	38.2	44.2	50.7	54.2	58.2	68.2	78.2	88.2	102.1	113.2	128.2	145.7	165.7	7.50	7.50	1.00
0.93	0.95	0.96	0.98	1.00	1.01	1.02	1.04	1.06	1.08	1.09	1.11	1.13	1.15	1.17			
27.4	32.4	37.4	43.4	49.9	53.4	57.4	67.4	77.4	87.4	99.4	112.4	127.4	144.9	164.9	8.00	8.00	1.00
26.6	31.6	36.6	42.6	49.1	52.6	56.6	66.6	76.6	86.6	98.6	111.6	126.6	144.1	164.1	8.50	8.50	1.00
25.9	30.9	35.9	41.9	48.4	51.9	55.9	65.9	75.9	85.9	97.9	110.9	125.9	143.4	163.4	9.00	9.00	1.00
25.5	30.5	35.5	41.5	48.0	51.5	55.5	65.5	75.5	85.5	97.5	110.5	125.5	143.0	163.0	9.25	9.25	1.00
24.7	29.7	34.7	40.7	47.2	50.7	54.7	64.7	74.7	84.7	96.7	109.7	124.7	142.2	162.2	9.75	9.75	1.00
0.93	0.95	0.96	0.98	1.00	1.01	1.02	1.04	1.06	1.08	1.09	1.11	1.13	1.15	1.17			
23.8	28.8	33.8	39.8	46.3	49.8	53.8	63.8	73.8	83.8	95.8	108.8	123.8	141.3	161.3	10.30	10.30	1.00
22.9	27.9	32.9	38.9	45.4	48.9	52.9	62.9	72.9	82.9	94.9	107.9	122.9	140.4	160.4	10.90	10.90	1.00
22.3	27.3	32.3	38.3	44.8	48.3	52.3	62.3	72.3	82.3	94.3	107.3	122.2	139.8	159.7	11.30	11.30	1.00
21.5	26.5	31.5	37.5	44.0	47.5	51.5	61.5	71.5	81.5	93.5	106.5	121.5	139.0	159.0	11.80	11.80	1.00
20.4	25.4	30.4	36.4	42.9	46.4	50.4	60.4	70.4	80.4	92.4	105.4	120.4	137.9	157.9	12.50	12.50	1.00
0.93	0.95	0.96	0.98	1.00	1.01	1.02	1.04	1.06	1.08	1.09	1.11	1.13	1.15	1.17			
19.3	24.3	29.3	35.3	41.8	45.3	49.3	59.3	69.3	79.3	91.3	104.3	119.3	136.8	156.8	13.20	13.20	1.00
18.0	23.0	28.0	34.0	40.5	44.0	48.0	58.0	68.0	78.0	90.0	103.0	118.0	135.5	155.5	14.00	14.00	1.00
—	21.4	26.4	32.4	38.9	42.4	46.4	56.4	66.4	76.4	88.4	101.4	116.4	133.9	153.9	15.00	15.00	1.00
—	19.9	24.9	30.9	37.4	40.9	44.9	54.9	64.9	74.9	86.9	99.9	114.9	132.4	152.4	16.00	16.00	1.00
25.7	30.7	35.7	41.7	48.2	51.7	55.7	65.7	75.7	85.7	97.7	110.7	125.7	143.2	163.2	9.00	9.25	1.03
0.93	0.95	0.96	0.98	1.00	1.01	1.02	1.04	1.06	1.08	1.09	1.11	1.13	1.15	1.17			
22.6	27.6	32.6	38.6	45.1	48.6	52.6	62.6	72.6	82.6	94.6	107.6	122.6	140.1	160.1	10.90	11.30	1.04
21.9	26.9	31.9	37.9	44.4	47.9	51.9	61.9	71.9	81.9	93.9	106.9	121.9	139.4	159.4	11.30	11.80	1.04
32.5	37.5	42.5	48.5	55.0	58.5	62.5	72.5	82.5	92.5	104.5	117.5	132.5	150.0	170.0	4.65	4.90	1.05
25.1	30.1	35.1	41.1	47.6	51.1	55.1	65.1	75.1	85.1	97.1	110.1	125.1	142.6	162.6	9.25	9.75	1.05
32.9	37.9	42.9	48.9	55.4	58.9	62.9	72.9	82.9	92.9	104.9	117.9	132.9	150.4	170.4	4.40	4.65	1.06
0.93	0.95	0.96	0.98	1.00	1.01	1.02	1.04	1.06	1.08	1.09	1.11	1.13	1.15	1.17			
32.1	37.1	42.1	48.1	54.6	58.1	62.1	72.1	82.1	92.1	104.1	117.1	132.1	149.6	169.6	4.90	5.20	1.06
31.6	36.6	41.6	47.6	54.1	57.6	61.6	71.6	81.6	91.6	103.6	116.6	131.6	149.1	169.1	5.20	5.50	1.06
29.8	34.8	39.8	45.8	52.3	55.8	59.8	69.8	79.8	89.8	101.8	114.8	129.8	147.3	167.3	6.30	6.70	1.06
29.2	34.2	39.2	45.2	51.7	55.2	59.2	69.2	79.2	89.2	101.2	114.2	129.2	146.7	166.7	6.70	7.10	1.06
28.5	33.5	38.5	44.5	51.0	54.5	58.5	68.5	78.5	88.5	100.5	113.5	128.5	146.0	166.0	7.10	7.50	1.06
0.93	0.95	0.96	0.98	1.00	1.01	1.02	1.04	1.06	1.08	1.09	1.11	1.13	1.15	1.17			
27.0	32.0	37.0	43.0	49.5	53.0	57.0	67.0	77.0	87.0	99.0	112.0	127.0	144.5	164.5	8.00	8.50	1.06
26.3	31.3	36.3	42.3	48.8	52.3	56.3	66.3	76.3	86.3	98.3	111.3	126.3	143.8	163.8	8.50	9.00	1.06
24.3	29.3	34.3	40.3	46.8	50.3	54.3	64.3	74.3	84.3	96.3	109.3	124.3	141.8	161.8	9.75	10.30	1.06
23.3	28.3	33.3	39.3	45.8	49.3	53.3	63.3	73.3	83.3	95.3	108.3	123.3	140.8	160.8	10.30	10.90	1.06
20.9	25.9	30.9	36.9	43.4	46.9	50.9	60.9	70.9	80.9	92.9	105.9	120.9	138.4	158.4	11.80	12.50	1.06
0.93	0.94	0.96	0.98	1.00	1.01	1.02	1.04	1.06	1.08	1.09	1.11	1.13	1.15	1.17			
19.8	24.8	29.8	35.8	42.3	45.8	49.8	59.8	69.8	79.8	91.8	104.8	119.8	137.3	157.3	12.50	13.20	1.06
18.6	23.6	28.6	34.6	41.1	44.6	48.6	58.6	68.6	78.6	90.6	103.6	118.6	136.1	156.1	13.20	14.00	1.06
31.0	36.0	41.0	47.0	53.5	57.0	61.0	71.0	81.0	91.0	103.0	116.0	131.0	148.5	168.5	5.50	5.90	1.07
30.4	35.4	40.4	46.4	52.9	56.4	60.4	70.4	80.4	90.4	102.4	115.4	130.4	147.9	167.9	5.90	6.30	1.07
27.8	32.8	37.8	43.8	50.3	53.8	57.8	67.8	77.8	87.8	99.8	112.8	127.8	145.3	165.3	7.50	8.00	1.07
0.93	0.95	0.96	0.98	1.00	1.01	1.02	1.04	1.06	1.08	1.09	1.11	1.13	1.15	1.17			
17.2	22.2	27.2	33.2	39.7	43.2	47.2	57.2	67.2	77.2	89.2	102.2	117.2	134.7	154.7	14.00	15.00	1.07
—	20.6	25.6	31.6	38.1	41.6	45.6	55.6	65.6	75.6	87.6	100.6	115.6	133.2	153.2	15.00	16.00	1.07
25.3	30.3	35.3	41.3	47.8	51.3	55.3	65.3	75.3	85.3	97.3	110.3	125.3	142.8	162.8	9.00	9.75	1.08
22.2	27.2	32.2	38.2	44.7	48.2	52.2	62.2	72.2	82.2	94.2	107.2	122.2	139.7	159.7	10.90	11.80	1.08
26.1	31.1	36.1	42.1	48.6	52.1	56.1	66.1	76.1	86.1	98.1	111.1	126.1	143.6	163.6	8.50	9.25	1.09
0.92	0.94	0.96	0.98	1.00	1.01	1.02	1.04	1.06	1.08	1.09	1.11	1.13	1.15	1.17			

FOR BELT SIZES NOT SHOWN, INTERPOLATE FOR ADDITIONAL CENTER DISTANCE.

5V Stock Drive Selection



V-BELT DRIVES

Speed Ratio	Sheave Combination		DriveN Speeds and HP Per Belt												Nominal Center Distance And Arc-Length Correction Factors		
			1750 RPM DriveR			1160 RPM DriveR			870 RPM DriveR			690 RPM DriveR					
	DriveR O.D.	DriveN O.D.	DriveN RPM	HP Per Belt 5V	HP Per Belt 5VX	DriveN RPM	HP Per Belt 5V	HP Per Belt 5VX	DriveN RPM	HP Per Belt 5V	HP Per Belt 5VX	DriveN RPM	HP Per Belt 5V	HP Per Belt 5VX	5V/5VX Belt Length Designation		
															500	600	710
1.10	10.30	11.30	1594	28.40	34.14	1056	21.05	24.31	792	16.62	18.91	628	13.63	15.38	—	13.0	18.5
1.11	9.25	10.30	1570	24.71	30.01	1041	18.16	21.27	780	14.31	16.52	619	11.73	13.44	—	14.6	20.1
1.11	11.30	12.50	1581	31.78	37.99	1048	23.79	27.21	786	18.83	21.20	623	15.46	17.25	—	—	16.8
1.12	4.40	4.90	1568	4.70	8.84	1039	3.62	6.31	779	2.96	4.95	618	2.49	4.06	17.7	22.7	28.2
1.12	4.65	5.20	1561	5.83	10.01	1035	4.42	7.11	776	3.57	5.57	616	2.99	4.56	17.3	22.3	27.8
ARC-LENGTH CORRECTION FACTOR															0.85	0.88	0.91
1.12	4.90	5.50	1556	6.96	11.17	1031	5.20	7.91	773	4.18	6.18	613	3.48	5.06	16.8	21.8	27.3
1.12	6.70	7.50	1561	14.74	19.28	1035	10.74	13.58	776	8.48	10.55	615	6.97	8.58	13.8	18.8	24.3
1.12	9.75	10.90	1564	26.57	32.05	1036	19.59	22.76	777	15.45	17.70	617	12.67	14.39	—	13.8	19.3
1.12	11.80	13.20	1563	33.40	39.88	1036	25.14	28.65	777	19.93	22.34	616	16.37	18.18	—	—	15.8
1.12	12.50	14.00	1561	35.50	42.40	1035	26.96	30.60	776	21.42	23.89	616	17.60	19.46	—	—	—
ARC-LENGTH CORRECTION FACTOR															0.85	0.88	0.91
1.13	6.30	7.10	1550	13.11	17.55	1027	9.57	12.36	771	7.56	9.61	611	6.22	7.82	14.5	19.5	25.0
1.13	7.10	8.00	1551	16.44	21.06	1028	11.98	14.84	771	9.44	11.52	611	7.75	9.37	13.1	18.1	23.6
1.13	8.00	9.00	1553	20.06	24.91	1030	14.63	17.58	772	11.52	13.65	612	9.45	11.10	11.6	16.6	22.1
1.14	5.20	5.90	1539	8.39	12.62	1020	6.21	8.92	765	4.95	6.95	607	4.11	5.68	16.3	21.3	26.8
1.14	5.90	6.70	1538	11.44	15.79	1019	8.37	11.13	765	6.63	8.66	606	5.47	7.06	15.1	20.1	25.6
ARC-LENGTH CORRECTION FACTOR															0.85	0.88	0.90
1.14	7.50	8.50	1542	18.11	22.82	1022	13.19	16.08	766	10.39	12.49	608	8.53	10.16	12.4	17.4	22.9
1.14	13.20	15.00	1539	37.56	44.90	1020	28.79	32.57	765	22.93	25.47	607	18.87	20.75	—	—	—
1.14	14.00	16.00	1530	39.64	47.58	1014	30.76	34.73	761	24.58	27.21	603	20.25	22.19	—	—	—
1.15	5.50	6.30	1524	9.75	14.02	1010	7.17	9.89	758	5.70	7.70	601	4.71	6.28	15.7	20.7	26.2
1.15	8.50	9.75	1523	22.08	27.07	1010	16.14	19.13	757	12.71	14.85	601	10.42	12.08	—	15.7	21.2
ARC-LENGTH CORRECTION FACTOR															0.84	0.87	0.90
1.15	9.00	10.30	1527	23.97	29.13	1012	17.57	20.62	759	13.84	16.02	602	11.35	13.02	—	14.8	20.3
1.15	10.30	11.80	1526	28.64	34.32	1011	21.21	24.43	758	16.74	19.00	602	13.73	15.45	—	—	18.1
1.15	10.90	12.50	1524	30.66	36.63	1010	22.84	26.16	758	18.05	20.37	601	14.81	16.57	—	—	17.1
1.16	8.00	9.25	1511	20.18	25.01	1002	14.72	17.65	751	11.59	13.70	596	9.50	11.14	11.4	16.4	21.9
1.16	9.75	11.30	1508	26.75	32.19	999	19.71	22.85	750	15.54	17.76	595	12.74	14.44	—	13.4	19.0
ARC-LENGTH CORRECTION FACTOR															0.84	0.87	0.90
1.17	11.30	13.20	1496	32.04	38.20	992	23.96	27.34	744	18.96	21.30	590	15.56	17.33	—	—	16.2
1.17	16.00	18.70	+	+	+	992	35.50	40.02	744	28.64	31.52	590	23.69	25.76	—	—	—
1.18	9.25	10.90	1483	25.01	30.24	983	18.36	21.42	737	14.46	16.64	585	11.85	13.53	—	14.2	19.7
1.19	4.40	5.20	1475	4.99	9.07	978	3.82	6.45	734	3.10	5.06	582	2.61	4.15	17.5	22.5	28.0
1.19	4.65	5.50	1475	6.12	10.23	977	4.61	7.26	733	3.71	5.68	581	3.10	4.65	17.0	22.0	27.5
ARC-LENGTH CORRECTION FACTOR															0.85	0.88	0.91
1.19	6.30	7.50	1466	13.35	17.73	972	9.73	12.48	729	7.68	9.70	578	6.32	7.90	14.1	19.2	24.7
1.19	11.80	14.00	1473	33.69	41.10	976	25.33	28.79	732	20.07	22.45	581	16.48	18.27	—	—	15.2
1.20	6.70	8.00	1462	15.07	19.52	969	10.96	13.74	727	8.64	10.67	576	7.10	8.68	13.4	18.4	23.9
1.20	7.10	8.50	1458	16.72	21.27	967	12.16	14.98	725	9.58	11.63	575	7.86	9.46	12.7	17.7	23.2
1.20	7.50	9.00	1455	18.34	23.00	964	13.35	16.20	723	10.51	12.58	574	8.62	10.22	12.0	17.0	22.5
ARC-LENGTH CORRECTION FACTOR															0.84	0.87	0.90
1.20	12.50	15.00	1456	35.82	42.65	965	27.17	30.76	724	21.58	24.01	574	17.73	19.55	—	—	—
1.21	4.90	5.90	1448	7.31	11.44	960	5.44	8.10	720	4.36	6.32	571	3.62	5.16	16.5	21.5	27.0
1.21	5.90	7.10	1450	11.71	16.00	961	8.55	11.27	721	6.76	8.76	572	5.57	7.13	14.8	19.8	25.3
1.21	8.50	10.30	1441	22.30	27.24	955	16.29	19.24	716	12.82	14.94	568	10.50	12.14	—	15.2	20.7
1.21	9.00	10.90	1442	24.19	29.30	956	17.72	20.73	717	13.95	16.10	569	11.43	13.09	—	14.3	19.8
ARC-LENGTH CORRECTION FACTOR															0.84	0.88	0.90
1.21	9.75	11.80	1443	26.93	32.32	957	19.83	22.94	718	15.63	17.83	569	12.81	14.50	—	13.0	18.5
1.21	10.90	13.20	1443	30.88	36.80	956	22.98	26.27	717	18.16	20.45	569	14.90	16.63	—	—	16.5
1.21	13.20	16.00	1442	37.82	45.10	956	28.96	32.71	717	23.06	25.57	568	18.97	20.83	—	—	—
1.22	5.20	6.30	1440	8.68	12.84	954	6.40	9.07	716	5.10	7.07	568	4.22	5.77	16.0	21.0	26.5
1.22	5.50	6.70	1432	10.00	14.21	949	7.33	10.02	712	5.82	7.80	565	4.81	6.36	15.4	20.3	25.9
ARC-LENGTH CORRECTION FACTOR															0.84	0.88	0.90
1.22	8.00	9.75	1433	20.39	25.17	950	14.86	17.75	712	11.69	13.78	565	9.58	11.20	—	16.0	21.5
1.22	9.25	11.30	1430	25.15	30.34	948	18.45	21.49	711	14.53	16.69	564	11.91	13.57	—	13.8	19.3
1.22	10.30	12.50	1440	28.89	34.51	954	21.37	24.56	716	16.86	19.10	568	13.83	15.53	—	—	17.6
1.24	7.50	9.25	1415	18.46	23.09	938	13.43	16.26	704	10.57	12.62	558	8.67	10.26	11.8	16.8	22.3
1.24	11.30	14.00	1410	32.27	38.37	935	24.11	27.46	701	19.08	21.39	556	15.65	17.40	—	—	15.6
ARC-LENGTH CORRECTION FACTOR															0.83	0.87	0.90

5V = STANDARD V-BELT
 5VX = COGGED/NOTCHED V-BELT
 + IF RIM SPEED EXCEEDS 6500 FEET PER MINUTE, CONSULT *Martin*.



Stock Drive 5V Selection

V-BELT DRIVES

Nominal Center Distances And Arc-Length Correction Factor															Sheave Combination		Speed Ratio
5V/5VX Belt Length Designation															DriveR O.D.	DriveN O.D.	
800	900	1000	1120	1250	1320	1400	1600	1800	2000	2240	2500	2800	3150	3550			
23.0	28.0	33.0	39.0	45.5	49.0	53.0	63.0	73.0	83.0	95.0	108.0	123.0	140.5	160.5	10.30	11.30	1.10
24.6	29.6	34.6	40.6	47.1	50.6	54.6	64.6	74.6	84.6	96.6	109.6	124.6	142.1	162.1	9.25	10.30	1.11
21.3	26.3	31.3	37.3	43.8	47.3	51.3	61.3	71.3	81.3	93.3	106.3	121.3	138.8	158.8	11.30	12.50	1.11
32.7	37.7	42.7	48.7	55.2	58.7	62.7	72.7	82.7	92.7	104.7	117.7	132.7	150.2	170.2	4.40	4.90	1.12
32.3	37.3	42.3	48.3	54.8	58.3	62.3	72.3	82.3	92.3	104.3	117.3	132.3	149.8	169.8	4.65	5.20	1.12
0.93	0.95	0.96	0.98	1.00	1.01	1.02	1.04	1.06	1.08	1.09	1.11	1.13	1.15	1.17			
31.8	36.8	41.8	47.8	54.3	57.8	61.8	71.8	81.8	91.8	103.8	116.8	131.8	149.3	169.3	4.90	5.50	1.12
28.8	33.8	38.8	44.8	51.3	54.8	58.8	68.8	78.8	88.8	100.8	113.8	128.8	146.3	166.3	6.70	7.50	1.12
23.8	28.8	33.8	39.8	46.3	49.8	53.8	63.8	73.8	83.8	95.8	108.8	123.8	141.3	161.3	9.75	10.90	1.12
20.4	25.4	30.4	36.4	42.9	46.4	50.4	60.4	70.4	80.4	92.4	105.4	120.4	137.9	157.9	11.80	13.20	1.12
19.2	24.2	29.2	35.2	41.7	45.2	49.2	59.2	69.2	79.2	91.2	104.2	119.2	136.7	156.7	12.50	14.00	1.12
0.93	0.94	0.96	0.98	1.00	1.01	1.02	1.04	1.06	1.08	1.09	1.11	1.13	1.15	1.17			
29.5	34.5	39.5	45.5	52.0	55.5	59.5	69.5	79.5	89.5	101.5	114.5	129.5	147.0	167.0	6.30	7.10	1.13
28.1	33.1	38.1	44.1	50.6	54.1	58.1	68.1	78.1	88.1	100.1	113.1	128.1	145.6	165.6	7.10	8.00	1.13
26.6	31.6	36.6	42.6	49.1	52.6	56.6	66.6	76.6	86.6	98.6	111.6	126.6	144.1	164.1	8.00	9.00	1.13
31.3	36.3	41.3	47.3	53.8	57.3	61.3	71.3	81.3	91.3	103.3	116.3	131.3	148.8	168.8	5.50	5.90	1.14
30.1	35.1	40.1	46.1	52.6	56.1	60.1	70.1	80.1	90.1	102.1	115.1	130.1	147.6	167.6	5.90	6.70	1.14
0.92	0.94	0.96	0.98	1.00	1.01	1.02	1.04	1.06	1.08	1.09	1.11	1.13	1.15	1.17			
27.4	32.4	37.4	43.4	49.9	53.4	57.4	67.4	77.4	87.4	99.4	112.4	127.4	144.9	164.9	7.50	8.50	1.14
17.8	22.8	27.8	33.8	40.3	43.8	47.8	57.8	67.8	77.8	89.8	102.8	117.8	135.3	155.3	13.20	15.00	1.14
—	21.4	26.4	32.4	38.9	42.4	46.4	56.4	66.4	76.4	88.4	101.4	116.4	133.9	153.9	14.00	16.00	1.14
30.7	35.7	40.7	46.7	53.2	56.7	60.7	70.7	80.7	90.7	102.7	115.7	130.7	148.2	168.2	5.50	6.30	1.15
25.7	30.7	35.7	41.7	48.2	51.7	55.7	65.7	75.7	85.7	97.7	110.7	125.7	143.2	163.2	8.50	9.75	1.15
0.92	0.94	0.96	0.98	1.00	1.01	1.02	1.04	1.06	1.07	1.09	1.11	1.13	1.15	1.17			
24.8	29.8	34.8	40.8	47.3	50.8	54.8	64.8	74.8	84.8	96.8	109.8	124.8	142.3	162.3	9.00	10.30	1.15
22.6	27.6	32.6	38.6	45.1	48.6	52.6	62.6	72.6	82.6	94.6	107.6	122.6	140.1	160.1	10.30	11.80	1.15
21.6	26.6	31.6	37.6	44.1	47.6	51.6	61.6	71.6	81.6	93.6	106.6	121.6	139.1	159.1	10.90	12.50	1.15
26.4	31.4	36.4	42.4	48.9	52.4	56.4	66.4	76.4	86.4	98.4	111.5	126.5	144.0	164.0	8.00	9.25	1.16
23.5	28.5	33.5	39.5	46.0	49.5	53.5	63.5	73.5	83.5	95.5	108.5	123.5	141.0	161.0	9.75	11.30	1.16
0.92	0.94	0.96	0.98	1.00	1.01	1.02	1.04	1.06	1.07	1.09	1.11	1.13	1.15	1.17			
20.7	25.7	30.7	36.7	43.2	46.7	50.7	60.7	70.7	80.7	92.7	105.7	120.7	138.3	158.3	11.30	13.20	1.17
—	—	22.7	28.7	35.2	38.7	42.7	52.7	62.7	72.7	84.7	97.7	112.7	130.2	150.2	16.00	18.70	1.17
24.2	29.2	34.2	40.2	46.7	50.2	54.2	64.2	74.2	84.2	96.2	109.2	124.2	141.7	161.7	9.25	10.90	1.18
32.5	37.5	42.5	48.5	55.0	58.5	62.5	72.5	82.5	92.5	104.5	117.5	132.5	150.0	170.0	4.40	5.20	1.19
32.0	37.0	42.0	48.0	54.5	58.0	62.0	72.0	82.0	92.0	104.0	117.0	132.0	149.5	169.5	4.65	5.50	1.19
0.92	0.94	0.96	0.98	1.00	1.01	1.02	1.04	1.06	1.08	1.09	1.11	1.13	1.15	1.17			
29.2	34.2	39.2	45.2	51.7	55.2	59.2	69.2	79.2	89.2	101.2	114.2	129.2	146.7	166.7	6.30	7.50	1.19
19.7	24.7	29.7	35.7	42.2	45.7	49.7	59.7	69.7	79.7	91.7	104.7	119.7	137.2	157.2	11.80	14.00	1.19
28.4	33.4	38.4	44.4	50.9	54.4	58.4	68.4	78.4	88.4	100.4	113.4	128.4	145.9	165.9	6.70	8.00	1.20
27.7	32.7	37.7	43.7	50.2	53.7	57.7	67.7	77.7	87.7	99.7	112.7	127.7	145.2	165.2	7.10	8.50	1.20
27.0	32.0	37.0	43.0	49.5	53.0	57.0	67.0	77.0	87.0	99.0	112.0	127.0	144.5	164.5	7.50	9.00	1.20
0.92	0.94	0.96	0.98	1.00	1.01	1.02	1.04	1.06	1.07	1.09	1.11	1.13	1.15	1.17			
18.4	23.4	28.4	34.4	40.9	44.4	48.4	58.4	68.4	78.4	90.4	103.4	118.4	135.9	155.9	12.50	15.00	1.20
31.5	36.5	41.5	47.5	54.0	57.5	61.5	71.5	81.5	91.5	103.5	116.5	131.5	149.0	169.0	4.90	5.90	1.21
29.8	34.8	39.8	45.8	52.3	55.8	59.8	69.8	79.8	89.8	101.8	114.8	129.8	147.3	167.3	5.90	7.10	1.21
25.2	30.2	35.2	41.2	47.7	51.2	55.2	65.2	75.2	85.2	97.2	110.2	125.2	142.7	162.7	8.50	10.30	1.21
24.4	29.4	34.4	40.4	46.9	50.4	54.4	64.4	74.4	84.4	96.4	109.4	124.4	141.9	161.9	9.00	10.90	1.21
0.92	0.94	0.96	0.98	1.00	1.01	1.02	1.04	1.06	1.07	1.09	1.11	1.13	1.15	1.17			
23.1	28.1	33.1	39.1	45.6	49.1	53.1	63.1	73.1	83.1	95.1	108.1	123.1	140.6	160.6	9.75	11.80	1.21
21.0	26.0	31.0	37.0	43.6	47.1	51.1	61.1	71.1	81.1	93.1	106.1	121.1	138.6	158.6	10.90	13.20	1.21
17.0	22.0	27.0	33.0	39.5	43.0	47.0	57.0	67.0	77.0	89.0	102.0	117.0	134.6	154.6	13.20	16.00	1.21
31.0	36.0	41.0	47.0	53.5	57.0	61.0	71.0	81.0	91.0	103.0	116.0	131.0	148.5	168.5	5.20	6.30	1.22
30.4	35.4	40.4	46.4	52.9	56.4	60.4	70.4	80.4	90.4	102.4	115.4	130.4	147.9	167.9	5.50	6.70	1.22
0.92	0.94	0.96	0.98	1.00	1.01	1.02	1.04	1.06	1.07	1.09	1.11	1.13	1.15	1.17			
26.0	31.0	36.0	42.0	48.6	52.1	56.1	66.1	76.1	86.1	98.1	111.1	126.1	143.6	163.6	8.00	9.75	1.22
23.8	28.8	33.8	39.8	46.3	49.8	53.8	63.8	73.8	83.8	95.8	108.8	123.8	141.4	161.4	9.25	11.30	1.22
22.1	27.1	32.1	38.1	44.6	48.1	52.1	62.1	72.1	82.1	94.1	107.1	122.1	139.6	159.6	10.30	12.50	1.22
26.8	31.8	36.8	42.8	49.3	52.8	56.8	66.8	76.8	86.8	98.8	111.8	126.8	144.3	164.3	7.50	9.25	1.24
20.1	25.1	30.1	36.1	42.6	46.1	50.1	60.1	70.1	80.1	92.1	105.1	120.1	137.6	157.6	11.30	14.00	1.24
0.92	0.94	0.96	0.98	1.00	1.00	1.01	1.04	1.06	1.07	1.09	1.11	1.13	1.15	1.17			

FOR BELT SIZES NOT SHOWN, INTERPOLATE FOR ADDITIONAL CENTER DISTANCE.

5V Stock Drive Selection



V-BELT DRIVES

Speed Ratio	Sheave Combination		DriveN Speeds and HP Per Belt												Nominal Center Distance And Arc-Length Correction Factors		
			1750 RPM DriveR			1160 RPM DriveR			870 RPM DriveR			690 RPM DriveR					
	DriveR O.D.	DriveN O.D.	DriveN RPM	HP Per Belt 5V	HP Per Belt 5VX	DriveN RPM	HP Per Belt 5V	HP Per Belt 5VX	DriveN RPM	HP Per Belt 5V	HP Per Belt 5VX	DriveN RPM	HP Per Belt 5V	HP Per Belt 5VX	5V/5VX Belt Length Designation		
															500	600	710
1.25	15.00	18.70	+	+	+	929	33.39	37.57	697	26.79	29.50	553	22.11	24.08	—	—	—
1.26	4.40	5.50	1394	5.20	9.23	924	3.95	6.56	693	3.21	5.14	549	2.69	4.21	17.2	22.2	27.7
1.26	9.00	11.30	1391	24.33	29.41	922	17.81	20.81	691	14.02	16.15	548	11.49	13.13	—	14.0	19.5
1.27	4.65	5.90	1373	6.36	10.41	910	4.76	7.38	682	3.83	5.77	541	3.20	4.72	16.7	21.7	27.2
1.27	6.30	8.00	1373	13.58	17.91	910	9.88	12.60	683	7.80	9.79	542	6.41	7.97	13.7	18.7	24.3
ARC-LENGTH CORRECTION FACTOR															0.84	0.88	0.90
1.27	6.70	8.50	1375	15.26	19.68	911	11.09	13.84	684	8.74	10.75	542	7.18	8.74	13.0	18.0	23.5
1.27	7.10	9.00	1376	16.92	21.42	912	12.29	15.08	684	9.67	11.70	543	7.94	9.52	12.3	17.3	22.8
1.27	11.80	15.00	1374	33.92	40.28	911	25.49	28.91	683	20.19	22.53	542	16.57	18.34	—	—	—
1.28	5.90	7.50	1372	11.90	16.14	909	8.67	11.36	682	6.86	8.83	541	5.65	7.19	14.5	19.5	25.0
1.28	9.25	11.80	1369	25.31	30.46	907	18.55	21.57	680	14.61	16.75	540	11.97	13.62	—	13.4	18.9
ARC-LENGTH CORRECTION FACTOR															0.84	0.87	0.90
1.28	9.75	12.50	1362	27.12	32.47	903	19.96	23.04	677	15.73	17.90	537	12.89	14.55	—	—	18.0
1.28	10.30	13.20	1363	29.04	34.63	903	21.48	24.64	677	16.94	19.16	537	13.89	15.58	—	—	17.0
1.28	12.50	16.00	1365	36.04	42.82	905	27.32	30.88	678	21.69	24.10	538	17.82	19.62	—	—	—
1.29	4.90	6.30	1355	7.53	11.60	898	5.58	8.20	674	4.46	6.40	534	3.71	5.23	16.2	21.2	26.7
1.29	5.20	6.70	1352	8.86	12.98	896	6.52	9.16	672	5.19	7.14	533	4.29	5.82	15.6	20.6	26.1
ARC-LENGTH CORRECTION FACTOR															0.84	0.87	0.90
1.29	8.00	10.30	1355	20.58	25.31	898	14.98	17.84	674	11.78	13.85	534	9.65	11.26	—	15.6	21.1
1.29	8.50	10.90	1361	22.51	27.41	902	16.43	19.35	677	12.92	15.02	537	10.59	12.21	—	14.7	20.2
1.29	10.90	14.00	1360	31.09	36.96	901	23.12	26.38	676	18.27	20.53	536	14.98	16.70	—	—	15.9
1.30	5.50	7.10	1350	10.20	14.37	895	7.47	10.12	671	5.92	7.88	532	4.89	6.42	15.1	20.1	25.6
1.30	7.50	9.75	1342	18.61	23.20	890	13.52	16.34	667	10.64	12.68	529	8.72	10.31	11.4	16.4	21.9
ARC-LENGTH CORRECTION FACTOR															0.84	0.87	0.90
1.31	7.10	9.25	1339	17.01	21.49	887	12.35	15.12	666	9.72	11.74	528	7.97	9.54	12.1	17.1	22.6
1.31	9.00	11.80	1331	24.45	29.50	882	17.89	20.86	662	14.08	16.20	525	11.53	13.16	—	13.6	19.1
1.33	8.50	11.30	1312	22.60	27.47	870	16.48	19.39	652	12.96	15.05	517	10.62	12.23	—	14.4	19.9
1.33	11.30	15.00	1315	32.47	38.53	872	24.25	27.56	654	19.18	21.46	519	15.73	17.46	—	—	—
1.33	16.00	21.20	+	+	+	874	35.79	40.24	656	28.85	31.68	520	23.86	25.89	—	—	—
ARC-LENGTH CORRECTION FACTOR															0.83	0.87	0.90
1.34	14.00	18.70	1308	40.22	48.02	867	31.14	35.03	650	24.87	27.43	516	20.48	22.36	—	—	—
1.35	4.40	5.90	1297	5.38	9.37	860	4.08	6.66	645	3.30	5.21	512	2.76	4.27	16.9	21.9	27.4
1.35	6.30	8.50	1292	13.74	18.03	856	9.99	12.68	642	7.88	9.85	509	6.47	8.02	13.3	18.3	23.9
1.35	6.70	9.00	1298	15.43	19.80	860	11.20	13.93	645	8.82	10.81	512	7.24	8.79	12.6	17.6	23.1
1.36	4.65	6.30	1284	6.54	10.55	851	4.88	7.47	638	3.92	5.83	506	3.27	4.77	16.4	21.4	26.9
ARC-LENGTH CORRECTION FACTOR															0.84	0.87	0.90
1.36	5.90	8.00	1285	12.05	16.26	852	8.78	11.44	639	6.93	8.89	507	5.71	7.24	14.0	19.1	24.6
1.36	9.25	12.50	1291	25.46	30.58	856	18.66	21.65	642	14.68	16.81	509	12.03	13.66	—	—	18.3
1.36	9.75	13.20	1289	27.27	32.59	855	20.06	23.12	641	15.80	17.96	508	12.95	14.60	—	—	17.4
1.36	10.30	14.00	1284	29.20	34.75	851	21.58	24.72	638	17.02	19.22	506	13.95	15.63	—	—	16.3
1.36	11.80	16.00	1288	34.10	40.42	854	25.61	29.00	640	20.28	22.60	508	16.64	18.39	—	—	—
ARC-LENGTH CORRECTION FACTOR															0.83	0.87	0.90
1.37	4.90	6.70	1273	7.68	11.72	844	5.68	8.28	633	4.54	6.46	502	3.77	5.27	15.9	20.9	26.4
1.37	5.20	7.10	1275	9.01	13.10	845	6.62	9.24	634	5.26	7.19	503	4.35	5.87	15.3	20.3	25.8
1.37	5.50	7.50	1277	10.33	14.47	846	7.55	10.19	635	5.98	7.93	504	4.94	6.46	14.8	19.8	25.3
1.37	8.00	10.90	1280	20.72	25.43	849	15.08	17.92	636	11.85	13.90	505	9.71	11.30	—	15.1	20.6
1.38	7.10	9.75	1269	17.13	21.58	841	12.43	15.18	631	9.78	11.78	501	8.02	9.58	11.7	16.7	22.2
ARC-LENGTH CORRECTION FACTOR															0.84	0.87	0.90
1.38	7.50	10.30	1270	18.75	23.31	842	13.62	16.41	631	10.71	12.73	501	8.78	10.35	—	16.0	21.5
1.38	10.90	15.00	1268	31.26	37.09	841	23.23	26.47	631	18.35	20.59	500	15.05	16.75	—	—	—
1.39	6.70	9.25	1262	15.49	19.85	837	11.24	13.96	628	8.85	10.83	498	7.27	8.81	12.4	17.4	22.9
1.39	8.50	11.80	1256	22.69	27.54	833	16.55	19.44	625	13.01	15.09	495	10.66	12.26	—	14.0	19.5
1.39	9.00	12.50	1256	24.58	29.60	833	17.98	20.93	624	14.15	16.25	495	11.59	13.21	—	13.0	18.5
ARC-LENGTH CORRECTION FACTOR															0.83	0.86	0.90
1.42	8.00	11.30	1234	20.79	25.48	818	15.12	17.96	614	11.89	13.93	487	9.74	11.32	—	14.7	20.3
1.42	11.30	16.00	1233	32.61	38.64	817	24.34	27.64	613	19.25	21.52	486	15.79	17.50	—	—	—
1.42	13.20	18.70	1233	38.25	45.44	817	29.25	32.93	613	23.28	25.73	486	19.14	20.96	—	—	—
1.42	15.00	21.20	+	+	+	819	33.60	37.73	614	26.95	29.62	487	22.23	24.17	—	—	—
1.43	9.25	13.20	1222	25.56	30.66	810	18.72	21.70	608	14.73	16.85	482	12.07	13.69	—	—	17.8
ARC-LENGTH CORRECTION FACTOR															0.00	0.85	0.89

5V = STANDARD V-BELT
 5VX = COGGED/NOTCHED V-BELT
 + IF RIM SPEED EXCEEDS 6500 FEET PER MINUTE, CONSULT *Martin*.



Stock Drive 5V Selection

V-BELT DRIVES

Nominal Center Distances And Arc-Length Correction Factor															Sheave Combination		Speed Ratio
5V/5VX Belt Length Designation															DriveR O.D.	DriveN O.D.	
800	900	1000	1120	1250	1320	1400	1600	1800	2000	2240	2500	2800	3150	3550			
—	—	23.5	29.5	36.0	39.5	43.5	53.5	63.5	73.5	85.5	98.5	113.5	131.0	151.0	15.00	18.70	1.25
32.2	37.2	42.2	48.2	54.7	58.2	62.2	72.2	82.2	92.2	104.2	117.2	132.2	149.7	169.7	4.40	5.50	1.26
24.0	29.0	34.0	40.0	46.5	50.0	54.0	64.0	74.0	84.0	96.0	109.1	124.1	141.6	161.6	9.00	11.30	1.26
31.7	36.7	41.7	47.7	54.2	57.7	61.7	71.7	81.7	91.7	103.7	116.7	131.7	149.2	169.2	4.65	5.90	1.27
28.8	33.8	38.8	44.8	51.3	54.8	58.8	68.8	78.8	88.8	100.8	113.8	128.8	146.3	166.3	6.30	8.00	1.27
0.92	0.94	0.96	0.98	1.00	1.01	1.02	1.04	1.06	1.07	1.09	1.11	1.13	1.15	1.17			
28.0	33.0	38.1	44.1	50.6	54.1	58.1	68.1	78.1	88.1	100.1	113.1	128.1	145.6	165.6	6.70	8.50	1.27
27.3	32.3	37.3	43.3	49.8	53.3	57.3	67.3	77.3	87.3	99.4	112.4	127.4	144.9	164.9	7.10	9.00	1.27
18.9	23.9	28.9	34.9	41.4	44.9	48.9	58.9	68.9	78.9	90.9	103.9	118.9	136.4	156.4	11.80	15.00	1.27
29.5	34.5	39.5	45.5	52.0	55.5	59.5	69.5	79.5	89.5	101.5	114.5	129.5	147.0	167.0	5.90	7.50	1.28
23.4	28.4	33.4	39.4	45.9	49.5	53.5	63.5	73.5	83.5	95.5	108.5	123.5	141.0	161.0	9.25	11.80	1.28
0.92	0.94	0.96	0.98	1.00	1.00	1.01	1.04	1.06	1.07	1.09	1.11	1.13	1.15	1.17			
22.5	27.5	32.5	38.5	45.0	48.5	52.5	62.5	72.5	82.5	94.5	107.5	122.5	140.0	160.0	9.75	12.50	1.28
21.5	26.5	31.5	37.5	44.0	47.5	51.5	61.5	71.5	81.5	93.5	106.5	121.5	139.0	159.0	10.30	13.20	1.28
17.5	22.5	27.6	33.6	40.1	43.6	47.6	57.6	67.6	77.6	89.6	102.6	117.6	135.1	155.1	12.50	16.00	1.28
31.2	36.2	41.2	47.2	53.7	57.2	61.2	71.2	81.2	91.2	103.2	116.2	131.2	148.7	168.7	4.90	6.30	1.29
30.6	35.6	40.6	46.6	53.1	56.6	60.6	70.6	80.7	90.7	102.7	115.7	130.7	148.2	168.2	5.20	6.70	1.29
0.92	0.94	0.96	0.98	1.00	1.01	1.02	1.04	1.06	1.07	1.09	1.11	1.13	1.15	1.17			
25.6	30.6	35.6	41.6	48.1	51.6	55.6	65.6	75.6	85.6	97.6	110.6	125.6	143.1	163.1	8.00	10.30	1.29
24.7	29.7	34.7	40.7	47.2	50.7	54.7	64.7	74.7	84.7	96.7	109.7	124.7	142.2	162.2	8.50	10.90	1.29
20.4	25.4	30.4	36.4	42.9	46.4	50.4	60.4	70.4	80.4	92.4	105.4	120.4	137.9	157.9	10.90	14.00	1.29
30.1	35.1	40.1	46.1	52.6	56.1	60.1	70.1	80.1	90.1	102.1	115.1	130.1	147.6	167.6	5.50	7.10	1.30
26.4	31.4	36.4	42.4	48.9	52.4	56.4	66.4	76.4	86.4	98.4	111.4	126.4	143.9	163.9	7.50	9.75	1.30
0.92	0.94	0.96	0.98	1.00	1.01	1.02	1.04	1.06	1.07	1.09	1.11	1.13	1.15	1.17			
27.1	32.1	37.1	43.1	49.6	53.1	57.1	67.2	77.2	87.2	99.2	112.2	127.2	144.7	164.7	7.10	9.25	1.31
23.6	28.6	33.6	39.6	46.1	49.6	53.6	63.6	73.7	83.7	95.7	108.7	123.7	141.2	161.2	9.00	11.80	1.31
24.4	29.4	34.4	40.4	46.9	50.4	54.4	64.4	74.4	84.4	96.4	109.4	124.4	141.9	161.9	8.50	11.30	1.33
19.3	24.3	29.3	35.3	41.8	45.3	49.3	59.3	69.3	79.3	91.3	104.3	119.3	136.8	156.8	11.30	15.00	1.33
—	—	—	26.7	33.2	36.7	40.7	50.7	60.7	70.7	82.7	95.7	110.8	128.3	148.3	16.00	21.20	1.33
0.92	0.94	0.96	0.98	0.99	1.00	1.01	1.04	1.06	1.07	1.09	1.11	1.13	1.15	1.17			
—	19.2	24.2	30.2	36.7	40.2	44.3	54.3	64.3	74.3	86.3	99.3	114.3	131.8	151.8	14.00	18.70	1.34
31.9	36.9	41.9	47.9	54.4	57.9	61.9	71.9	81.9	91.9	103.9	116.9	131.9	149.4	169.4	4.40	5.90	1.35
28.4	33.4	38.4	44.4	50.9	54.4	58.4	68.4	78.4	88.4	100.4	113.4	128.4	145.9	165.9	6.30	8.50	1.35
27.6	32.6	37.7	43.7	50.2	53.7	57.7	67.7	77.7	87.7	99.7	112.7	127.7	145.2	165.2	6.70	9.00	1.35
31.4	36.4	41.4	47.4	53.9	57.4	61.4	71.4	81.4	91.4	103.4	116.4	131.4	148.9	168.9	4.65	6.30	1.36
0.92	0.94	0.96	0.98	1.00	1.01	1.02	1.04	1.06	1.07	1.09	1.11	1.13	1.15	1.17			
29.1	34.1	39.1	45.1	51.6	55.1	59.1	69.1	79.1	89.1	101.1	114.1	129.1	146.6	166.6	5.90	8.00	1.36
22.9	27.9	32.9	38.9	45.4	48.9	52.9	62.9	72.9	82.9	94.9	107.9	122.9	140.4	160.4	9.25	12.50	1.36
21.9	26.9	31.9	37.9	44.4	47.9	51.9	62.0	72.0	82.0	94.0	107.0	122.0	139.5	159.5	9.75	13.20	1.36
20.8	25.8	30.9	36.9	43.4	46.9	50.9	60.9	70.9	80.9	92.9	105.9	120.9	138.4	158.4	10.30	14.00	1.36
18.0	23.1	28.1	34.1	40.6	44.1	48.1	58.1	68.1	78.1	90.1	103.1	118.1	135.6	155.7	11.80	16.00	1.36
0.92	0.94	0.96	0.98	0.99	1.00	1.01	1.04	1.06	1.07	1.09	1.11	1.13	1.15	1.17			
30.9	35.9	40.9	46.9	53.4	56.9	60.9	70.9	80.9	90.9	102.9	115.9	130.9	148.4	168.4	4.90	6.70	1.37
30.3	35.3	40.3	46.3	52.8	56.3	60.3	70.3	80.3	90.3	102.3	115.3	130.3	147.8	167.8	5.20	7.10	1.37
29.8	34.8	39.8	45.8	52.3	55.8	59.8	69.8	79.8	89.8	101.8	114.8	129.8	147.3	167.3	5.50	7.50	1.37
25.1	30.1	35.1	41.1	47.6	51.1	55.1	65.1	75.1	85.1	97.1	110.1	125.1	142.6	162.6	8.00	10.90	1.37
26.7	31.7	36.7	42.7	49.2	52.7	56.7	66.7	76.7	86.7	98.7	111.7	126.7	144.2	164.2	7.10	9.75	1.38
0.92	0.94	0.96	0.98	1.00	1.00	1.01	1.04	1.06	1.07	1.09	1.11	1.13	1.15	1.17			
26.0	31.0	36.0	42.0	48.5	52.0	56.0	66.0	76.0	86.0	98.0	111.0	126.0	143.5	163.5	7.50	10.30	1.38
19.6	24.6	29.6	35.6	42.1	45.6	49.6	59.6	69.6	79.6	91.6	104.6	119.6	137.1	157.1	10.90	15.00	1.38
27.4	32.4	37.5	43.5	50.0	53.5	57.5	67.5	77.5	87.5	99.5	112.5	127.5	145.0	165.0	6.70	9.25	1.39
24.0	29.0	34.0	40.0	46.5	50.0	54.0	64.0	74.0	84.0	96.0	109.0	124.0	141.5	161.5	8.50	11.80	1.39
23.0	28.1	33.1	39.1	45.6	49.1	53.1	63.1	73.1	83.1	95.1	108.1	123.1	140.6	160.6	9.00	12.50	1.39
0.92	0.94	0.96	0.97	0.99	1.00	1.01	1.04	1.05	1.07	1.09	1.11	1.13	1.15	1.17			
24.8	29.8	34.8	40.8	47.3	50.8	54.8	64.8	74.8	84.8	96.8	109.8	124.8	142.3	162.3	8.00	11.30	1.42
18.4	23.4	28.5	34.5	41.0	44.5	48.5	58.5	68.5	78.5	90.5	103.5	118.5	136.0	156.0	11.30	16.00	1.42
—	19.8	24.8	30.8	37.3	40.9	44.9	54.9	64.9	74.9	86.9	99.9	114.9	132.4	152.4	13.20	18.70	1.42
—	—	21.3	27.4	33.9	37.4	41.5	51.5	61.5	71.5	83.5	96.5	111.5	129.0	149.0	15.00	21.20	1.42
22.3	27.3	32.3	38.3	44.8	48.3	52.3	62.3	72.3	82.3	94.3	107.3	122.4	139.9	159.9	9.25	13.20	1.43
0.91	0.93	0.95	0.97	0.99	1.00	1.01	1.03	1.05	1.07	1.09	1.11	1.13	1.15	1.17			

FOR BELT SIZES NOT SHOWN, INTERPOLATE FOR ADDITIONAL CENTER DISTANCE.

5V Stock Drive Selection



V-BELT DRIVES

Speed Ratio	Sheave Combination		DriveN Speeds and HP Per Belt												Nominal Center Distance And Arc-Length Correction Factors		
			1750 RPM DriveR			1160 RPM DriveR			870 RPM DriveR			690 RPM DriveR					
	DriveR O.D.	DriveN O.D.	DriveN RPM	HP Per Belt 5V	HP Per Belt 5VX	DriveN RPM	HP Per Belt 5V	HP Per Belt 5VX	DriveN RPM	HP Per Belt 5V	HP Per Belt 5VX	DriveN RPM	HP Per Belt 5V	HP Per Belt 5VX	5V/5VX Belt Length Designation		
															500	600	710
1.44	4.40	6.30	1214	5.51	9.47	805	4.16	6.72	603	3.36	5.26	479	2.81	4.30	16.6	21.6	27.1
1.44	6.30	9.00	1219	13.87	18.13	808	10.07	12.75	606	7.94	9.90	481	6.52	8.05	12.9	17.9	23.4
1.44	9.75	14.00	1215	27.38	32.67	805	20.13	23.18	604	15.86	18.01	479	12.99	14.63	—	—	16.7
1.45	4.65	6.70	1206	6.66	10.64	800	4.96	7.53	600	3.98	5.88	476	3.31	4.81	16.1	21.1	26.6
1.45	5.20	7.50	1206	9.12	13.18	799	6.69	9.29	600	5.32	7.23	476	4.40	5.90	15.0	20.0	25.5
ARC-LENGTH CORRECTION FACTOR															0.84	0.87	0.90
1.45	5.90	8.50	1208	12.17	16.36	801	8.86	11.50	601	7.00	8.94	476	5.76	7.28	13.6	18.6	24.2
1.46	4.90	7.10	1200	7.79	11.81	795	5.76	8.34	597	4.59	6.50	473	3.81	5.31	15.5	20.5	26.1
1.46	5.50	8.00	1196	10.45	14.56	793	7.63	10.25	595	6.04	7.97	472	4.99	6.49	14.3	19.4	24.9
1.46	6.70	9.75	1197	15.58	19.92	793	11.30	14.00	595	8.89	10.87	472	7.30	8.84	12.0	17.0	22.5
1.46	7.10	10.30	1201	17.23	21.66	796	12.50	15.24	597	9.83	11.82	474	8.06	9.61	11.2	16.3	21.8
ARC-LENGTH CORRECTION FACTOR															0.83	0.86	0.90
1.46	7.50	10.90	1199	18.85	23.39	795	13.69	16.46	596	10.76	12.77	473	8.82	10.38	—	15.5	21.0
1.46	10.30	15.00	1198	29.33	34.86	794	21.67	24.79	596	17.09	19.27	472	14.00	15.67	—	—	15.5
1.47	9.00	13.20	1189	24.68	29.68	788	18.04	20.98	591	14.19	16.29	469	11.63	13.24	—	—	17.9
1.47	10.90	16.00	1189	31.37	37.17	788	23.31	26.52	591	18.41	20.64	469	15.09	16.78	—	—	—
1.48	6.30	9.25	1186	13.92	18.17	786	10.10	12.77	590	7.96	9.92	468	6.54	8.07	12.7	17.7	23.2
ARC-LENGTH CORRECTION FACTOR															0.82	0.86	0.89
1.48	8.00	11.80	1182	20.86	25.53	783	15.17	17.99	587	11.92	13.96	466	9.77	11.34	—	14.3	19.9
1.48	8.50	12.50	1185	22.80	27.63	786	16.62	19.50	589	13.07	15.13	467	10.70	12.29	—	13.4	18.9
1.48	16.00	23.60	+	+	+	785	35.93	40.35	589	28.96	31.76	467	23.94	25.95	—	—	—
1.50	12.50	18.70	1167	36.37	43.07	773	27.54	31.05	580	21.85	24.22	460	17.95	19.72	—	—	—
1.51	7.50	11.30	1156	18.90	23.43	766	13.72	16.49	575	10.79	12.79	456	8.84	10.40	—	15.1	20.6
ARC-LENGTH CORRECTION FACTOR															0.0	0.85	0.88
1.52	9.25	14.00	1152	25.65	30.73	764	18.78	21.75	573	14.78	16.89	454	12.11	13.72	—	—	17.1
1.52	14.00	21.20	1153	40.44	48.19	764	31.29	35.14	573	24.98	27.51	455	20.57	22.43	—	—	—
1.53	4.40	6.70	1140	5.60	9.54	756	4.22	6.77	567	3.41	5.29	450	2.85	4.33	16.2	21.3	26.8
1.53	5.90	9.00	1140	12.25	16.42	756	8.91	11.54	567	7.03	8.97	450	5.79	7.30	13.2	18.2	23.7
1.54	4.65	7.10	1137	6.75	10.71	754	5.02	7.58	565	4.02	5.91	448	3.35	4.83	15.7	20.7	26.2
ARC-LENGTH CORRECTION FACTOR															0.84	0.87	0.90
1.54	4.90	7.50	1135	7.87	11.87	752	5.81	8.38	564	4.63	6.53	448	3.84	5.33	15.2	20.2	25.7
1.54	7.10	10.90	1134	17.31	21.72	752	12.55	15.28	564	9.87	11.85	447	8.09	9.63	—	15.7	21.3
1.54	9.75	15.00	1133	27.48	32.75	751	20.20	23.23	563	15.91	18.04	447	13.03	14.66	—	—	15.8
1.55	5.20	8.00	1130	9.21	13.25	749	6.75	9.34	562	5.36	7.27	445	4.43	5.93	14.6	19.6	25.1
1.55	6.70	10.30	1132	15.66	19.98	751	11.35	14.05	563	8.94	10.90	446	7.33	8.86	11.5	16.6	22.1
ARC-LENGTH CORRECTION FACTOR															0.83	0.87	0.90
1.56	5.50	8.50	1125	10.54	14.63	746	7.69	10.30	559	6.09	8.01	444	5.02	6.52	13.9	18.9	24.5
1.56	6.30	9.75	1124	13.99	18.22	745	10.15	12.81	559	8.00	9.94	443	6.57	8.09	12.3	17.3	22.8
1.56	8.50	13.20	1122	22.87	27.68	744	16.66	19.53	558	13.10	15.16	442	10.73	12.31	—	—	18.3
1.56	9.00	14.00	1121	24.76	29.74	743	18.10	21.02	557	14.23	16.32	442	11.66	13.26	—	—	17.3
1.56	10.30	16.00	1123	29.43	34.93	744	21.73	24.84	558	17.13	19.31	443	14.04	15.69	—	—	—
ARC-LENGTH CORRECTION FACTOR															0.83	0.86	0.89
1.57	8.00	12.50	1115	20.94	25.59	739	15.22	18.03	554	11.96	13.99	440	9.80	11.37	—	13.7	19.3
1.58	5.90	9.25	1109	12.29	16.45	735	8.94	11.56	551	7.05	8.98	437	5.80	7.31	13.0	18.0	23.5
1.58	7.50	11.80	1107	18.96	23.47	734	13.76	16.52	550	10.81	12.81	436	8.86	10.41	—	14.7	20.2
1.58	15.00	23.60	+	+	+	735	33.70	37.81	552	27.02	29.68	437	22.29	24.22	—	—	—
1.59	11.80	18.70	1101	34.35	40.61	730	25.77	29.13	547	20.40	22.70	434	16.74	18.47	—	—	—
ARC-LENGTH CORRECTION FACTOR															0.82	0.86	0.89
1.60	7.10	11.30	1094	17.35	21.76	725	12.58	15.30	544	9.89	11.87	431	8.11	9.65	—	15.4	20.9
1.61	13.20	21.20	1086	38.43	45.57	720	29.36	33.01	540	23.36	25.80	428	19.21	21.01	—	—	—
1.63	4.40	7.10	1075	5.67	9.59	713	4.27	6.80	534	3.44	5.32	424	2.88	4.35	15.9	20.9	26.4
1.63	4.65	7.50	1076	6.81	10.76	713	5.06	7.61	535	4.05	5.94	424	3.37	4.85	15.4	20.4	25.9
1.63	9.25	15.00	1075	25.73	30.79	712	18.84	21.79	534	14.82	16.92	424	12.14	13.75	—	—	16.2
ARC-LENGTH CORRECTION FACTOR															0.83	0.87	0.90
1.64	6.70	10.90	1069	15.72	20.03	709	11.39	14.08	532	8.97	10.92	422	7.36	8.88	11.0	16.0	21.6
1.65	4.90	8.00	1063	7.94	11.93	705	5.86	8.42	529	4.67	6.56	419	3.87	5.35	14.8	19.8	25.3
1.65	5.20	8.50	1062	9.28	13.31	704	6.80	9.37	528	5.40	7.30	419	4.46	5.95	14.1	19.2	24.7
1.65	5.50	9.00	1062	10.60	14.67	704	7.73	10.33	528	6.12	8.03	419	5.05	6.54	13.5	18.5	24.0
1.65	6.30	10.30	1064	14.05	18.27	705	10.19	12.84	529	8.03	9.96	419	6.59	8.11	11.8	16.8	22.4
ARC-LENGTH CORRECTION FACTOR															0.81	0.85	0.88

5V = STANDARD V-BELT
 5VX = COGGED/NOTCHED V-BELT
 + IF RIM SPEED EXCEEDS 6500 FEET PER MINUTE, CONSULT *Martin*.



Stock Drive 5V Selection

V-BELT DRIVES

Nominal Center Distances And Arc-Length Correction Factor															Sheave Combination		Speed Ratio
5V/5VX Belt Length Designation															DriveR O.D.	DriveN O.D.	
800	900	1000	1120	1250	1320	1400	1600	1800	2000	2240	2500	2800	3150	3550			
31.6	36.6	41.6	47.6	54.1	57.6	61.6	71.6	81.6	91.6	103.6	116.6	131.6	149.1	169.1	4.40	6.30	1.44
28.0	33.0	38.0	44.0	50.5	54.0	58.0	68.0	78.0	88.0	100.0	113.0	128.0	145.5	165.5	6.30	9.00	1.44
21.2	26.3	31.3	37.3	43.8	47.3	51.3	61.3	71.3	81.3	93.3	106.3	121.3	138.8	158.8	9.75	14.00	1.44
31.1	36.1	41.1	47.1	53.6	57.1	61.1	71.1	81.1	91.1	103.1	116.1	131.1	148.6	168.6	4.65	6.70	1.45
30.0	35.0	40.0	46.0	52.5	56.0	60.0	70.0	80.0	90.0	102.0	115.0	130.0	147.5	167.5	5.20	7.50	1.45
0.92	0.94	0.96	0.98	1.00	1.00	1.01	1.04	1.06	1.07	1.09	1.11	1.13	1.15	1.17			
28.7	33.7	38.7	44.7	51.2	54.7	58.7	68.7	78.7	88.7	100.7	113.7	128.7	146.2	166.2	5.90	8.50	1.45
30.6	35.6	40.6	46.6	53.1	56.6	60.6	70.6	80.6	90.6	102.6	115.6	130.6	148.1	168.1	4.90	7.10	1.46
29.4	34.4	39.4	45.4	51.9	55.4	59.4	69.4	79.4	89.4	101.4	114.4	129.4	146.9	166.9	5.50	8.00	1.46
27.0	32.0	37.0	43.1	49.6	53.1	57.1	67.1	77.1	87.1	99.1	112.1	127.1	144.6	164.6	6.70	9.75	1.46
26.3	31.3	36.3	42.3	48.8	52.3	56.3	66.3	76.3	86.3	98.3	111.3	126.3	143.8	163.8	7.10	10.30	1.46
0.92	0.94	0.96	0.97	0.99	1.00	1.01	1.04	1.05	1.07	1.09	1.11	1.13	1.15	1.17			
25.5	30.5	35.5	41.5	48.0	51.5	55.5	65.5	75.5	85.5	97.5	110.5	125.5	143.0	163.0	7.50	10.90	1.46
20.0	25.0	30.0	36.1	42.6	46.1	50.1	60.1	70.1	80.1	92.1	105.1	120.1	137.6	157.6	10.30	15.00	1.46
22.5	27.5	32.5	38.5	45.0	48.5	52.5	62.5	72.5	82.5	94.5	107.5	122.5	140.0	160.1	9.00	13.20	1.47
18.7	23.7	28.8	34.8	41.3	44.8	48.8	58.8	68.8	78.8	90.8	103.8	118.8	136.3	156.4	10.90	16.00	1.47
27.7	32.8	37.8	43.8	50.3	53.8	57.8	67.8	77.8	87.8	99.8	112.8	127.8	145.3	165.3	6.30	9.25	1.48
0.91	0.94	0.95	0.97	0.99	1.00	1.01	1.03	1.05	1.07	1.09	1.11	1.13	1.15	1.17			
24.4	29.4	34.4	40.4	46.9	50.4	54.4	64.4	74.4	84.4	96.4	109.4	124.4	141.9	161.9	8.00	11.80	1.48
23.4	28.4	33.4	39.5	46.0	49.5	53.5	63.5	73.5	83.5	95.5	108.5	123.5	141.0	161.0	8.50	12.50	1.48
—	—	—	24.6	31.2	34.7	38.7	48.8	58.8	68.8	80.8	93.8	108.8	126.3	146.3	16.00	23.60	1.48
—	20.3	25.3	31.3	37.9	41.4	45.4	55.4	65.4	75.4	87.4	100.4	115.5	133.0	153.0	12.50	18.70	1.50
25.2	30.2	35.2	41.2	47.7	51.2	55.2	65.2	75.2	85.2	97.2	110.2	125.2	142.7	162.7	7.50	11.30	1.51
0.91	0.93	0.95	0.97	0.99	1.00	1.01	1.03	1.05	1.07	1.09	1.11	1.13	1.15	1.17			
21.6	26.6	31.7	37.7	44.2	47.7	51.7	61.7	71.7	81.7	93.7	106.7	121.7	139.2	159.2	9.25	14.00	1.52
—	—	22.1	28.1	34.7	38.2	42.2	52.2	62.2	72.3	84.3	97.3	112.3	129.8	149.8	14.00	21.20	1.52
31.3	36.3	41.3	47.3	53.8	57.3	61.3	71.3	81.3	91.3	103.3	116.3	131.3	148.8	168.8	4.40	6.70	1.53
28.3	33.3	38.3	44.3	50.8	54.3	58.3	68.3	78.3	88.3	100.3	113.3	128.3	145.8	165.8	5.90	9.00	1.53
30.7	35.8	40.8	46.8	53.3	56.8	60.8	70.8	80.8	90.8	102.8	115.8	130.8	148.3	168.3	4.65	7.10	1.54
0.92	0.94	0.96	0.98	0.99	1.00	1.01	1.04	1.06	1.07	1.09	1.11	1.13	1.15	1.17			
30.2	35.2	40.2	46.2	52.7	56.2	60.2	70.2	80.3	90.3	102.3	115.3	130.3	147.8	167.8	4.90	7.50	1.54
25.8	30.8	35.8	41.8	48.3	51.8	55.8	65.8	75.8	85.8	97.8	110.8	125.8	143.4	163.4	7.10	10.90	1.54
20.4	25.4	30.4	36.5	43.0	46.5	50.5	60.5	70.5	80.5	92.5	105.5	120.5	138.0	158.0	9.75	15.00	1.54
29.6	34.6	39.6	45.6	52.1	55.6	59.6	69.6	79.6	89.6	101.6	114.6	129.6	147.1	167.1	5.20	8.00	1.55
26.6	31.6	36.6	42.6	49.1	52.6	56.6	66.6	76.6	86.6	98.6	111.6	126.6	144.1	164.1	6.70	10.30	1.55
0.92	0.94	0.96	0.98	0.99	1.00	1.01	1.04	1.05	1.07	1.09	1.11	1.13	1.15	1.17			
29.0	34.0	39.0	45.0	51.5	55.0	59.0	69.0	79.0	89.0	101.0	114.0	129.0	146.5	166.5	5.50	8.50	1.56
27.3	32.3	37.4	43.4	49.9	53.4	57.4	67.4	77.4	87.4	99.4	112.4	127.4	144.9	164.9	6.30	9.75	1.56
22.8	27.9	32.9	38.9	45.4	48.9	52.9	62.9	72.9	82.9	94.9	107.9	122.9	140.4	160.4	8.50	13.20	1.56
21.8	26.8	31.8	37.9	44.4	47.9	51.9	61.9	71.9	81.9	93.9	106.9	121.9	139.4	159.4	9.00	14.00	1.56
19.1	24.2	29.3	35.2	41.7	45.3	49.3	59.3	69.3	79.3	91.3	104.3	119.3	136.8	156.8	10.30	16.00	1.56
0.92	0.94	0.95	0.97	0.99	1.00	1.01	1.03	1.05	1.07	1.09	1.11	1.13	1.15	1.17			
23.8	28.8	33.8	39.8	46.3	49.8	53.8	63.8	73.8	83.8	95.8	108.8	123.8	141.4	161.4	8.00	12.50	1.57
28.1	33.1	38.1	44.1	50.6	54.1	58.1	68.1	78.1	88.1	100.1	113.1	128.1	145.6	165.6	5.90	9.25	1.58
24.7	29.8	34.8	40.8	47.3	50.8	54.8	64.8	74.8	84.8	96.8	109.8	124.8	142.3	162.3	7.50	11.80	1.58
—	—	—	25.3	31.9	35.4	39.4	49.5	59.5	69.6	81.6	94.6	109.6	127.1	147.1	15.00	23.60	1.58
—	20.8	25.8	31.9	38.4	41.9	45.9	55.9	66.0	76.0	88.0	101.0	116.0	133.5	153.5	11.80	18.70	1.59
0.91	0.93	0.95	0.97	0.99	1.00	1.01	1.03	1.05	1.07	1.09	1.11	1.13	1.15	1.17			
25.5	30.5	35.5	41.5	48.0	51.5	55.5	65.5	75.5	85.5	97.5	110.5	125.5	143.0	163.0	7.10	11.30	1.60
—	—	22.6	23.7	35.3	38.8	42.8	52.8	62.9	72.9	84.9	97.9	112.9	130.4	150.4	13.20	21.20	1.61
30.9	35.9	40.9	46.9	53.5	57.0	61.0	71.0	81.0	91.0	103.0	116.0	131.0	148.5	168.5	4.40	7.10	1.63
30.4	35.4	40.4	46.4	52.9	56.4	60.4	70.4	80.4	90.4	102.4	115.4	130.4	148.0	168.0	4.65	7.50	1.63
20.8	25.8	30.8	36.8	43.4	46.9	50.9	60.9	70.9	80.9	92.9	105.9	120.9	138.4	158.4	9.25	15.00	1.63
0.92	0.94	0.96	0.97	0.99	1.00	1.01	1.04	1.05	1.07	1.09	1.11	1.13	1.15	1.17			
26.1	31.1	36.1	42.1	48.6	52.1	56.1	66.1	76.1	86.2	98.2	111.2	126.2	143.7	163.7	6.70	10.90	1.64
29.8	34.8	39.8	45.8	52.3	55.8	59.8	69.8	79.8	89.8	101.8	114.8	129.8	147.4	167.4	4.90	8.00	1.65
29.2	34.2	39.2	45.2	51.7	55.2	59.2	69.2	79.2	89.2	101.2	114.2	129.2	146.7	166.7	5.20	8.50	1.65
28.6	33.6	38.6	44.6	51.1	54.6	58.6	68.6	78.6	88.6	100.6	113.6	128.6	146.1	166.1	5.50	9.00	1.65
26.9	31.9	36.9	42.9	49.4	52.9	56.9	66.9	76.9	86.9	98.9	111.9	126.9	144.4	164.5	6.30	10.30	1.65
0.91	0.93	0.95	0.97	0.99	1.00	1.01	1.03	1.05	1.07	1.09	1.11	1.13	1.15	1.17			

FOR BELT SIZES NOT SHOWN, INTERPOLATE FOR ADDITIONAL CENTER DISTANCE.

5V Stock Drive Selection



V-BELT DRIVES

Speed Ratio	Sheave Combination		DriveN Speeds and HP Per Belt												Nominal Center Distance And Arc-Length Correction Factors		
			1750 RPM DriveR			1160 RPM DriveR			870 RPM DriveR			690 RPM DriveR					
	DriveR O.D.	DriveN O.D.	DriveN RPM	HP Per Belt 5V	HP Per Belt 5VX	DriveN RPM	HP Per Belt 5V	HP Per Belt 5VX	DriveN RPM	HP Per Belt 5V	HP Per Belt 5VX	DriveN RPM	HP Per Belt 5V	HP Per Belt 5VX	5V/5VX Belt Length Designation		
															500	600	710
1.65	8.50	14.00	1058	22.93	27.73	701	16.70	19.56	526	13.13	15.18	417	10.75	12.33	—	—	17.6
1.65	9.75	16.00	1062	27.56	32.81	704	20.25	23.27	528	15.94	18.07	419	13.06	14.69	—	—	—
1.66	5.90	9.75	1052	12.34	16.48	697	8.97	11.59	523	7.08	9.00	415	5.82	7.33	12.6	17.6	23.1
1.66	8.00	13.20	1055	21.00	25.64	700	15.26	18.06	525	11.99	14.01	416	9.82	11.38	—	13.1	18.7
1.66	11.30	18.70	1054	32.82	38.79	698	24.48	27.74	524	19.35	21.59	415	15.87	17.56	—	—	—
ARC-LENGTH CORRECTION FACTOR															0.82	0.85	0.89
1.67	7.10	11.80	1047	17.39	21.79	694	12.60	15.32	521	9.91	11.88	413	8.13	9.66	—	15.0	20.5
1.67	9.00	15.00	1045	24.83	29.79	693	18.14	21.06	520	14.27	16.35	412	11.69	13.28	—	—	16.4
1.68	7.50	12.50	1044	19.02	23.52	692	13.80	16.55	519	10.84	12.83	412	8.89	10.43	—	14.1	19.6
1.69	5.50	9.25	1033	10.62	14.69	685	7.74	10.34	513	6.13	8.04	407	5.05	6.55	13.3	18.3	23.8
1.69	14.00	23.60	1035	40.56	48.28	686	31.37	35.20	515	25.04	27.56	408	20.61	22.46	—	—	—
ARC-LENGTH CORRECTION FACTOR															0.82	0.86	0.89
1.70	6.70	11.30	1031	15.75	20.05	684	11.42	14.09	513	8.98	10.93	407	7.37	8.89	—	15.7	21.2
1.70	12.50	21.20	1028	36.51	43.18	682	27.63	31.12	511	21.92	24.28	405	18.00	19.76	—	—	—
1.72	4.40	7.50	1017	5.72	9.63	674	4.30	6.83	506	3.47	5.34	401	2.90	4.37	15.6	20.6	26.1
1.72	10.90	18.70	1016	31.54	37.31	674	23.42	26.61	505	18.49	20.70	401	15.16	16.83	—	—	—
1.74	4.65	8.00	1008	6.86	10.80	668	5.10	7.64	501	4.08	5.96	397	3.40	4.87	15.0	20.0	25.5
ARC-LENGTH CORRECTION FACTOR															0.83	0.86	0.89
1.74	6.30	10.90	1005	14.09	18.30	666	10.22	12.86	499	8.05	9.98	396	6.61	8.12	11.3	16.3	21.9
1.74	9.25	16.00	1007	25.79	30.84	668	18.87	21.82	501	14.85	16.94	397	12.16	13.76	—	—	15.3
1.75	4.90	8.50	1000	7.99	11.96	663	5.89	8.44	497	4.69	6.58	394	3.89	5.37	14.4	19.4	24.9
1.75	5.20	9.00	1003	9.33	13.34	665	6.83	9.40	499	5.42	7.31	395	4.48	5.96	13.7	18.8	24.3
1.75	16.00	28.00	+	+	+	661	36.04	40.44	496	29.05	31.83	393	24.01	26.01	—	—	—
ARC-LENGTH CORRECTION FACTOR															0.80	0.85	0.88
1.76	5.90	10.30	995	12.39	16.52	660	9.00	11.61	495	7.10	9.02	392	5.84	7.34	12.1	17.1	22.7
1.76	8.00	14.00	995	21.05	25.67	659	15.29	18.08	494	12.01	14.03	392	9.84	11.40	—	—	18.0
1.77	6.70	11.80	987	15.78	20.08	654	11.44	14.11	491	9.00	10.95	389	7.38	8.90	—	15.3	20.8
1.77	7.10	12.50	988	17.44	21.82	655	12.63	15.34	491	9.93	11.90	390	8.14	9.67	—	14.4	19.9
1.77	7.50	13.20	989	19.06	23.55	655	13.82	16.57	491	10.86	12.85	390	8.90	10.44	—	13.4	19.0
ARC-LENGTH CORRECTION FACTOR															0.81	0.85	0.88
1.77	8.50	15.00	987	22.99	27.77	654	16.74	19.59	490	13.16	15.20	389	10.78	12.35	—	—	16.7
1.79	5.20	9.25	975	9.34	13.35	647	6.84	9.41	485	5.43	7.32	385	4.48	5.97	13.5	18.5	24.1
1.79	5.50	9.75	979	10.66	14.72	649	7.77	10.36	487	6.15	8.05	386	5.07	6.56	12.8	17.9	23.4
1.79	9.00	16.00	980	24.89	29.83	649	18.18	21.09	487	14.30	16.37	386	11.71	13.30	—	—	15.5
1.79	13.20	23.60	976	38.51	45.64	647	29.42	33.06	485	23.41	25.83	385	19.24	21.04	—	—	—
ARC-LENGTH CORRECTION FACTOR															0.82	0.85	0.89
1.80	11.80	21.20	970	34.45	40.69	643	25.84	29.18	482	20.45	22.74	383	16.78	18.50	—	—	—
1.81	6.30	11.30	969	14.12	18.32	642	10.23	12.87	482	8.06	9.99	382	6.62	8.13	—	16.0	21.5
1.82	10.30	18.70	960	29.56	35.03	636	21.82	24.91	477	17.20	19.36	378	14.09	15.73	—	—	—
1.84	4.40	8.00	953	5.77	9.66	631	4.33	6.85	474	3.49	5.35	376	2.92	4.38	15.2	20.2	25.7
1.85	4.65	8.50	948	6.90	10.83	628	5.13	7.66	471	4.10	5.98	374	3.41	4.88	14.5	19.6	25.1
ARC-LENGTH CORRECTION FACTOR															0.82	0.86	0.89
1.85	4.90	9.00	944	8.03	11.99	626	5.91	8.46	469	4.71	6.59	372	3.90	5.38	13.9	19.0	24.5
1.86	5.90	10.90	940	12.42	16.55	623	9.02	11.63	467	7.12	9.03	371	5.86	7.35	11.5	16.6	22.2
1.87	7.10	13.20	935	17.47	21.85	620	12.66	15.36	465	9.95	11.91	369	8.16	9.68	—	13.7	19.3
1.87	15.00	28.00	+	+	+	619	33.79	37.88	465	27.09	29.73	368	22.34	24.26	—	—	—
1.88	6.70	12.50	931	15.82	20.11	617	11.46	14.13	463	9.02	10.96	367	7.40	8.91	—	14.6	20.2
ARC-LENGTH CORRECTION FACTOR															0.82	0.86	0.89
1.88	7.50	14.00	932	19.10	23.58	618	13.85	16.59	463	10.88	12.86	367	8.92	10.45	—	—	18.3
1.88	11.30	21.20	929	32.91	38.86	616	24.54	27.78	462	19.39	21.63	366	15.90	17.59	—	—	—
1.89	5.20	9.75	925	9.38	13.38	613	6.86	9.42	460	5.44	7.33	365	4.50	5.98	13.1	18.1	23.6
1.89	5.50	10.30	926	10.70	14.75	614	7.79	10.37	461	6.17	8.06	365	5.08	6.57	12.4	17.4	23.0
1.89	6.30	11.80	927	14.14	18.34	615	10.25	12.89	461	8.07	10.00	366	6.63	8.14	—	15.5	21.1
ARC-LENGTH CORRECTION FACTOR															0.81	0.85	0.88
1.89	8.00	15.00	928	21.09	25.71	615	15.32	18.11	461	12.04	14.04	366	9.86	11.41	—	—	17.1
1.89	8.50	16.00	925	23.03	27.80	613	16.77	19.61	460	13.18	15.22	365	10.79	12.36	—	—	15.8
1.90	12.50	23.60	923	36.58	43.23	612	27.67	31.15	459	21.96	24.30	364	18.03	19.78	—	—	—
1.91	4.90	9.25	918	8.05	12.00	609	5.93	8.47	456	4.72	6.60	362	3.91	5.39	13.7	18.8	24.3
1.93	5.90	11.30	906	12.44	16.56	601	9.04	11.64	451	7.13	9.04	357	5.86	7.36	11.2	16.3	21.8
ARC-LENGTH CORRECTION FACTOR															0.81	0.85	0.89

5V = STANDARD V-BELT
 5VX = COGGED/NOTCHED V-BELT
 + IF RIM SPEED EXCEEDS 6500 FEET PER MINUTE, CONSULT *Martin*.



Stock Drive 5V Selection

V-BELT DRIVES

Nominal Center Distances And Arc-Length Correction Factor															Sheave Combination		Speed Ratio
5V/5VX Belt Length Designation															DriveR O.D.	DriveN O.D.	
800	900	1000	1120	1250	1320	1400	1600	1800	2000	2240	2500	2800	3150	3550			
22.2	27.2	32.2	38.2	44.7	48.3	52.3	62.3	72.3	82.3	94.3	107.3	122.3	139.8	159.8	8.50	14.00	1.65
19.5	24.6	29.6	35.6	42.2	45.7	49.7	59.7	69.7	79.7	91.7	104.7	119.7	137.2	157.2	9.75	16.00	1.65
27.6	32.7	37.7	43.7	50.2	53.7	57.7	67.7	77.7	87.7	99.7	112.7	127.7	145.2	165.2	5.90	9.75	1.66
23.2	28.2	33.2	39.3	45.8	49.3	53.3	63.3	73.3	83.3	95.3	108.3	123.3	140.8	160.8	8.00	13.20	1.66
—	21.1	26.2	32.2	38.8	42.3	46.3	56.3	66.3	76.3	88.4	101.4	116.4	133.9	153.9	11.30	18.70	1.66
0.91	0.93	0.95	0.97	0.99	1.00	1.01	1.03	1.05	1.07	1.09	1.11	1.13	1.15	1.17			
25.0	30.1	35.1	41.1	47.6	51.1	55.1	65.1	75.1	85.1	97.1	110.1	125.1	142.6	162.6	7.10	11.80	1.67
20.9	26.0	31.0	37.0	43.5	47.1	51.1	61.1	71.1	81.1	93.1	106.1	121.1	138.6	158.6	9.00	15.00	1.67
24.2	29.2	34.2	40.2	46.7	50.2	54.2	64.2	74.3	84.3	96.3	109.3	124.3	141.8	161.8	7.50	12.50	1.68
28.4	33.4	38.4	44.4	50.9	54.4	58.4	68.4	78.4	88.4	100.4	113.4	128.3	145.9	165.9	5.50	9.25	1.69
—	—	—	26.0	32.6	36.2	40.2	50.2	60.3	70.3	82.3	95.3	110.4	127.9	147.9	14.00	23.60	1.69
0.91	0.93	0.95	0.97	0.99	1.00	1.01	1.03	1.05	1.07	1.09	1.11	1.13	1.15	1.17			
25.8	30.8	35.8	41.8	48.3	51.8	55.8	65.8	75.8	85.8	97.8	110.8	125.8	143.3	163.3	6.70	11.30	1.70
—	—	23.1	29.2	35.8	39.3	43.3	53.4	63.4	73.4	85.4	98.4	113.4	131.0	151.0	12.50	21.20	1.70
30.6	35.6	40.6	46.6	53.1	56.6	60.6	70.6	80.6	90.6	102.6	115.6	130.6	148.1	168.1	4.40	7.50	1.72
—	21.4	26.5	32.5	39.1	42.6	46.6	56.6	66.6	76.7	88.7	101.7	116.7	134.2	154.2	10.90	18.70	1.72
30.0	35.0	40.0	46.0	52.5	56.0	60.0	70.0	80.0	90.0	102.1	115.1	130.1	147.6	167.6	4.65	8.00	1.74
0.92	0.94	0.95	0.97	0.99	1.00	1.01	1.03	1.05	1.07	1.09	1.11	1.13	1.15	1.17			
26.4	31.4	36.4	42.4	48.9	52.4	56.4	66.5	76.5	86.5	98.5	111.5	126.5	144.0	164.0	6.30	10.90	1.74
19.9	24.9	30.0	36.0	42.5	46.0	50.1	60.1	70.1	80.1	92.1	105.1	120.1	137.6	157.6	9.25	16.00	1.74
29.4	34.4	39.4	45.4	51.9	55.4	59.4	69.5	79.5	89.5	101.5	114.5	129.5	147.0	167.0	4.90	8.50	1.75
28.8	33.8	38.8	44.8	51.3	54.8	58.8	68.8	78.8	88.8	100.8	113.8	128.8	146.3	166.3	5.20	9.00	1.75
—	—	—	—	27.3	30.9	34.9	45.0	55.1	65.2	77.2	90.2	105.3	122.8	142.8	16.00	28.00	1.75
0.91	0.93	0.95	0.97	0.99	1.00	1.01	1.03	1.05	1.07	1.09	1.11	1.13	1.15	1.17			
27.2	32.2	37.2	43.2	49.7	53.2	57.2	67.2	77.2	87.2	99.3	112.2	127.2	144.8	164.8	5.90	10.30	1.76
22.5	27.6	32.6	38.6	45.1	48.6	52.6	62.6	72.7	82.7	94.7	107.7	122.7	140.2	160.2	8.00	14.00	1.76
25.3	30.4	35.4	41.4	47.9	51.4	55.4	65.4	75.4	85.4	97.4	110.4	125.4	142.9	163.0	6.70	11.80	1.77
24.5	29.5	34.5	40.5	47.0	50.5	54.5	64.5	74.6	84.6	96.6	109.6	124.6	142.1	162.1	7.10	12.50	1.77
23.6	28.6	33.6	39.6	46.2	49.7	53.7	63.7	73.7	83.7	95.7	108.7	123.7	141.2	161.2	7.50	13.20	1.77
0.91	0.93	0.95	0.97	0.99	1.00	1.01	1.03	1.05	1.07	1.09	1.11	1.13	1.15	1.17			
21.3	26.3	31.4	37.4	43.9	47.4	51.4	61.5	71.5	81.5	93.5	106.5	121.5	139.0	159.0	8.50	15.00	1.77
28.6	33.6	38.6	44.6	51.1	54.6	58.6	68.6	78.6	88.6	100.6	113.6	128.6	146.1	166.1	5.20	9.25	1.79
27.9	33.0	38.0	44.0	50.5	54.0	58.0	68.0	78.0	88.0	100.0	113.0	128.0	145.5	165.5	5.50	9.75	1.79
20.1	25.1	30.2	36.2	42.7	46.2	50.2	60.3	70.3	80.3	92.3	105.3	120.3	137.8	157.8	9.00	16.00	1.79
—	—	—	26.6	33.2	36.7	40.8	50.8	60.9	70.9	82.9	96.0	111.0	128.5	148.5	13.20	23.60	1.79
0.91	0.93	0.95	0.97	0.99	1.00	1.01	1.03	1.05	1.07	1.09	1.11	1.13	1.15	1.17			
—	—	23.6	29.7	36.3	39.8	43.8	53.9	63.9	73.9	86.0	99.0	114.0	131.5	151.5	11.80	21.20	1.80
26.1	31.1	36.1	42.1	48.6	52.1	56.1	66.1	76.1	86.1	98.1	111.1	126.2	143.7	163.7	6.30	11.30	1.81
—	21.8	26.9	33.0	39.5	43.0	47.0	57.1	67.1	77.1	89.1	102.1	117.1	134.7	154.7	10.30	18.70	1.82
30.2	35.2	40.2	46.2	52.7	56.2	60.2	70.2	80.2	90.2	102.2	115.2	130.2	147.8	167.8	4.40	8.00	1.84
29.6	34.6	39.6	45.6	52.1	55.6	59.6	69.6	79.6	89.7	101.7	114.7	129.7	147.2	167.2	4.65	8.50	1.85
0.91	0.93	0.95	0.97	0.99	1.00	1.01	1.03	1.05	1.07	1.09	1.11	1.13	1.15	1.17			
29.0	34.0	39.0	45.0	51.5	55.0	59.0	69.1	79.1	89.1	101.1	114.1	129.1	146.6	166.6	4.90	9.00	1.85
26.7	31.7	36.7	42.7	49.2	52.7	56.7	66.8	76.8	86.8	98.8	111.8	126.8	144.3	164.3	5.90	10.90	1.86
23.9	28.9	33.9	39.9	46.5	50.0	54.0	64.0	74.0	84.0	96.0	109.0	124.0	141.5	161.5	7.10	13.20	1.87
—	—	—	—	28.0	31.6	35.6	45.8	55.8	65.9	78.0	91.0	106.0	123.6	143.6	15.00	28.00	1.87
24.8	29.8	34.8	40.8	47.3	50.8	54.8	64.9	74.9	84.9	96.9	109.9	125.9	142.4	162.4	6.70	12.50	1.88
0.91	0.93	0.95	0.97	0.99	1.00	1.01	1.03	1.05	1.07	1.09	1.11	1.13	1.15	1.17			
22.9	27.9	33.0	39.0	45.5	49.0	53.0	63.0	73.0	83.1	95.1	108.1	123.1	140.6	160.6	7.50	14.00	1.88
—	18.8	24.0	30.1	36.6	40.2	44.2	54.2	64.3	74.3	86.3	99.4	114.4	131.9	151.9	11.30	21.20	1.88
28.2	33.2	38.2	44.2	50.7	54.2	58.2	68.2	78.2	88.2	100.2	113.2	128.2	145.7	165.7	5.20	9.75	1.89
27.5	32.5	37.5	43.5	50.0	53.5	57.5	67.5	77.6	87.6	99.6	112.6	127.6	145.1	165.1	5.50	10.30	1.89
25.6	30.7	35.7	41.7	48.2	51.7	55.7	65.7	75.7	85.7	97.7	110.8	125.8	143.3	163.3	6.30	11.80	1.89
0.91	0.93	0.95	0.97	0.99	1.00	1.01	1.03	1.05	1.07	1.09	1.11	1.13	1.15	1.17			
21.7	26.7	31.7	37.8	44.3	47.8	51.8	61.8	71.9	81.9	93.9	106.9	121.9	139.4	159.4	8.00	15.00	1.89
20.4	25.5	30.5	36.6	43.1	46.6	50.6	60.6	70.7	80.7	92.7	105.7	120.7	138.2	158.2	8.50	16.00	1.89
—	—	20.9	27.1	33.7	37.2	41.3	51.3	61.4	71.4	83.5	96.5	111.5	129.0	149.0	12.50	23.60	1.90
28.8	33.8	38.8	44.8	51.3	54.8	58.8	68.9	78.9	88.9	100.9	113.9	128.9	146.4	166.4	4.90	9.25	1.91
26.4	31.4	36.4	42.4	48.9	52.4	56.4	66.4	76.4	86.4	98.5	111.5	126.5	144.0	164.0	5.90	11.30	1.93
0.91	0.93	0.95	0.97	0.99	1.00	1.01	1.03	1.05	1.07	1.09	1.11	1.13	1.15	1.17			

FOR BELT SIZES NOT SHOWN, INTERPOLATE FOR ADDITIONAL CENTER DISTANCE.

5V Stock Drive Selection



V-BELT DRIVES

Speed Ratio	Sheave Combination		DriveN Speeds and HP Per Belt												Nominal Center Distance And Arc-Length Correction Factors		
			1750 RPM DriveR			1160 RPM DriveR			870 RPM DriveR			690 RPM DriveR					
	DriveR O.D.	DriveN O.D.	DriveN RPM	HP Per Belt 5V	HP Per Belt 5VX	DriveN RPM	HP Per Belt 5V	HP Per Belt 5VX	DriveN RPM	HP Per Belt 5V	HP Per Belt 5VX	DriveN RPM	HP Per Belt 5V	HP Per Belt 5VX	5V/5VX Belt Length Designation		
															500	600	710
1.93	9.75	18.70	908	27.66	32.89	602	20.32	23.32	451	16.00	18.11	358	13.10	14.72	—	—	—
1.95	4.40	8.50	896	5.80	9.69	594	4.35	6.87	445	3.50	5.37	353	2.93	4.39	14.7	19.8	25.3
1.95	10.90	21.20	896	31.62	37.37	594	23.48	26.65	445	18.53	20.73	353	15.19	16.86	—	—	—
1.96	4.65	9.00	895	6.93	10.86	593	5.15	7.67	445	4.12	5.99	353	3.42	4.89	14.1	19.2	24.7
1.97	16.00	31.50	+	+	+	587	36.09	40.47	441	29.08	31.85	349	24.04	26.03	—	—	—
ARC-LENGTH CORRECTION FACTOR															0.82	0.83	0.84
1.98	6.70	13.20	882	15.85	20.12	584	11.48	14.14	438	9.03	10.97	348	7.41	8.92	—	—	—
1.99	7.10	14.00	881	17.50	21.87	584	12.68	15.38	438	9.97	11.93	347	8.17	9.69	—	—	—
2.00	5.20	10.30	875	9.40	13.40	580	6.88	9.44	435	5.46	7.34	345	4.51	5.99	12.6	14.1	15.6
2.00	5.50	10.90	875	10.72	14.77	580	7.81	10.39	435	6.18	8.07	345	5.09	6.58	11.8	13.3	14.9
2.00	6.30	12.50	875	14.17	18.36	580	10.27	12.90	435	8.09	10.01	345	6.64	8.14	—	—	12.9
ARC-LENGTH CORRECTION FACTOR															0.80	0.82	0.83
2.01	4.65	9.25	870	6.95	10.86	577	5.15	7.68	433	4.12	5.99	343	3.43	4.89	13.9	15.4	16.9
2.01	4.90	9.75	870	8.07	12.02	577	5.94	8.48	433	4.73	6.61	343	3.92	5.39	13.3	14.8	16.3
2.01	7.50	15.00	869	19.13	23.60	576	13.87	16.60	432	10.90	12.88	343	8.93	10.46	—	—	—
2.01	8.00	16.00	869	21.12	25.73	576	15.34	18.12	432	12.05	14.06	343	9.87	11.42	—	—	—
2.01	11.80	23.60	871	34.51	40.73	578	25.88	29.21	433	20.48	22.76	344	16.80	18.52	—	—	—
ARC-LENGTH CORRECTION FACTOR															0.81	0.83	0.84
2.01	14.00	28.00	872	40.66	48.36	578	31.43	35.25	433	25.09	27.59	344	20.65	22.49	—	—	—
2.02	5.90	11.80	868	12.46	16.58	575	9.05	11.65	431	7.14	9.05	342	5.87	7.36	—	12.2	13.8
2.03	9.25	18.70	861	25.88	30.90	571	18.93	21.86	428	14.89	16.97	339	12.19	13.79	—	—	—
2.07	4.40	9.00	846	5.82	9.71	560	4.37	6.88	420	3.52	5.38	333	2.94	4.40	14.3	15.8	17.3
2.07	5.50	11.30	844	10.74	14.78	559	7.82	10.40	419	6.19	8.08	333	5.10	6.58	11.4	13.0	14.5
ARC-LENGTH CORRECTION FACTOR															0.81	0.83	0.84
2.07	10.30	21.20	846	29.62	35.08	561	21.86	24.94	421	17.23	19.38	334	14.12	15.75	—	—	—
2.09	9.00	18.70	837	24.96	29.89	555	18.23	21.13	416	14.33	16.40	330	11.74	13.32	—	—	—
2.10	11.30	23.60	834	32.95	38.90	553	24.57	27.81	415	19.41	21.65	329	15.92	17.60	—	—	—
2.11	6.30	13.20	828	14.19	18.38	549	10.28	12.91	412	8.10	10.02	327	6.65	8.15	—	—	12.2
2.11	6.70	14.00	831	15.87	20.14	551	11.49	14.15	413	9.04	10.98	328	7.42	8.93	—	—	—
ARC-LENGTH CORRECTION FACTOR															0.0	0.0	0.80
2.11	15.00	31.50	+	+	+	550	33.83	37.91	413	27.12	29.75	327	22.37	24.28	—	—	—
2.12	4.65	9.75	825	6.97	10.88	547	5.17	7.69	410	4.13	6.00	325	3.44	4.90	13.4	15.0	16.5
2.12	4.90	10.30	824	8.09	12.04	546	5.95	8.49	409	4.74	6.61	325	3.93	5.40	12.8	14.3	15.8
2.12	5.20	10.90	826	9.42	13.42	548	6.89	9.45	411	5.47	7.35	326	4.52	5.99	12.0	13.6	15.1
2.13	4.40	9.25	822	5.83	9.72	545	4.37	6.88	409	3.52	5.38	324	2.94	4.40	14.1	15.6	17.1
ARC-LENGTH CORRECTION FACTOR															0.81	0.82	0.83
2.13	7.10	15.00	822	17.53	21.89	545	12.69	15.39	409	9.98	11.94	324	8.18	9.70	—	—	—
2.13	13.20	28.00	822	38.60	45.70	545	29.48	33.10	408	23.45	25.86	324	19.28	21.06	—	—	—
2.14	5.90	12.50	819	12.49	16.59	543	9.06	11.66	407	7.15	9.06	323	5.88	7.37	—	11.6	13.1
2.15	7.50	16.00	814	19.16	23.62	540	13.88	16.62	405	10.91	12.89	321	8.94	10.47	—	—	—
2.17	5.50	11.80	808	10.75	14.79	535	7.83	10.40	402	6.19	8.09	318	5.11	6.59	11.0	12.5	14.1
ARC-LENGTH CORRECTION FACTOR															0.78	0.80	0.81
2.18	10.90	23.60	804	31.66	37.40	533	23.50	26.67	400	18.55	20.75	317	15.21	16.87	—	—	—
2.19	9.75	21.20	800	27.71	32.93	531	20.35	23.34	398	16.02	18.13	316	13.12	14.73	—	—	—
2.20	5.20	11.30	797	9.44	13.43	528	6.90	9.45	396	5.47	7.36	314	4.52	6.00	11.6	13.2	14.7
2.21	8.50	18.70	790	23.09	27.85	524	26.81	19.64	393	13.21	15.24	312	10.82	12.38	—	—	—
2.24	4.40	9.75	780	5.85	9.73	517	4.38	6.89	388	3.53	5.39	307	2.95	4.41	13.6	15.2	16.7
ARC-LENGTH CORRECTION FACTOR															0.79	0.80	0.82
2.24	4.65	10.30	781	6.98	10.89	517	5.18	7.70	388	4.14	6.00	308	3.44	4.91	13.0	14.5	16.0
2.24	6.30	14.00	781	14.21	18.39	517	10.29	12.92	388	8.11	10.03	308	6.66	8.16	—	—	—
2.25	4.90	10.90	778	8.11	12.05	516	5.97	8.50	387	4.75	6.62	307	3.94	5.40	12.2	13.8	15.3
2.25	12.50	28.00	778	36.65	43.28	516	27.72	31.19	387	21.99	24.33	307	18.06	19.80	—	—	—
2.26	5.90	13.20	775	12.50	16.61	514	9.07	11.67	385	7.16	9.06	305	5.89	7.38	—	—	12.5
ARC-LENGTH CORRECTION FACTOR															0.80	0.81	0.83
2.26	6.70	15.00	775	15.89	20.16	514	11.51	14.16	385	9.05	10.99	306	7.42	8.93	—	—	—
2.26	14.00	31.50	775	40.70	48.39	514	31.46	35.27	385	25.11	27.61	305	20.67	22.51	—	—	—
2.27	7.10	16.00	770	17.55	21.91	511	12.71	15.40	383	9.99	11.94	304	8.19	9.71	—	—	—
2.29	5.20	11.80	763	9.45	13.43	506	6.91	9.46	379	5.48	7.36	301	4.53	6.00	11.2	12.7	14.3
2.30	5.50	12.50	762	10.77	14.80	505	7.84	10.41	379	6.20	8.09	300	5.11	6.59	—	11.8	13.4
ARC-LENGTH CORRECTION FACTOR															0.77	0.79	0.81

5V = STANDARD V-BELT
 5VX = COGGED/NOTCHED V-BELT
 + IF RIM SPEED EXCEEDS 6500 FEET PER MINUTE, CONSULT *Martin*.



Stock Drive 5V Selection

V-BELT DRIVES

Nominal Center Distances And Arc-Length Correction Factor															Sheave Combination		Speed Ratio
5V/5VX Belt Length Designation															DriveR O.D.	DriveN O.D.	
800	900	1000	1120	1250	1320	1400	1600	1800	2000	2240	2500	2800	3150	3550			
17.1	22.2	27.3	33.4	39.9	43.4	47.4	57.5	67.5	77.5	89.5	102.6	117.6	135.1	155.1	9.75	18.70	1.93
29.8	34.8	39.8	45.8	52.3	55.8	59.8	69.8	79.8	89.8	101.8	114.9	129.9	147.4	167.4	4.40	8.50	1.95
—	19.1	24.2	30.4	36.9	40.5	44.5	54.5	64.6	74.6	86.6	99.7	114.7	132.3	152.2	10.90	21.20	1.95
29.2	34.2	39.2	45.2	51.7	55.2	59.2	69.2	79.2	89.3	101.3	114.3	129.3	146.8	166.8	4.65	9.00	1.96
—	—	—	—	—	27.6	31.7	42.0	52.1	62.2	74.3	87.3	102.4	119.9	140.0	16.00	31.50	1.97
0.91	0.93	0.95	0.97	0.99	1.00	1.01	1.03	1.05	1.07	1.09	1.11	1.13	1.15	1.17			
24.2	29.2	34.2	40.2	46.8	50.3	54.3	64.3	74.3	84.3	96.3	109.3	124.3	141.8	161.8	6.70	13.20	1.98
23.2	28.2	33.2	39.3	45.8	49.3	53.3	63.3	73.3	83.4	95.4	108.4	123.4	140.9	160.9	7.10	14.00	1.99
27.7	32.7	37.7	43.8	50.3	53.8	57.8	67.8	77.8	87.8	99.8	112.8	127.8	145.3	165.3	5.20	10.30	2.00
27.0	32.0	37.0	43.0	49.5	53.1	57.1	67.1	77.1	87.1	99.1	112.1	127.1	144.6	164.6	5.50	10.90	2.00
25.0	30.1	35.1	41.1	47.6	51.1	55.1	65.2	75.2	85.2	97.2	110.2	125.2	142.7	162.7	6.30	12.50	2.00
0.90	0.93	0.95	0.97	0.99	1.00	1.01	1.03	1.05	1.07	1.09	1.11	1.13	1.14	1.16			
29.0	34.0	39.0	45.0	51.5	55.0	59.0	69.0	79.0	89.1	101.1	114.1	129.1	146.6	166.6	4.65	9.25	2.01
28.4	33.4	38.4	44.4	50.9	54.4	58.4	68.5	78.5	88.5	100.5	113.5	128.5	146.0	166.0	4.90	9.75	2.01
22.0	27.1	32.1	38.1	44.7	48.2	52.2	62.2	72.2	82.2	94.3	107.3	122.3	139.8	159.8	7.50	15.00	2.01
20.8	25.8	30.9	36.9	43.5	47.0	51.0	61.0	71.0	81.1	93.1	106.1	121.1	138.6	158.6	8.00	16.00	2.01
—	—	21.4	27.6	34.2	37.7	41.8	51.9	61.9	72.0	84.0	97.0	112.0	129.6	149.6	11.80	23.60	2.01
0.91	0.93	0.95	0.97	0.99	1.00	1.01	1.03	1.05	1.07	1.09	1.11	1.13	1.15	1.17			
—	—	—	—	28.7	32.3	36.3	46.5	56.6	66.6	78.7	91.7	106.8	124.3	144.3	14.00	28.00	2.01
25.9	31.0	36.0	42.0	48.5	52.0	56.0	66.0	76.0	86.0	98.1	111.1	126.1	143.6	163.6	5.90	11.80	2.02
17.4	22.6	27.6	33.7	40.3	43.8	47.8	57.9	67.9	77.9	89.9	102.9	118.0	135.5	155.5	9.25	18.70	2.03
29.4	34.4	39.4	45.4	51.9	55.4	59.4	69.4	79.4	89.4	101.4	114.5	129.5	147.0	167.0	4.40	9.00	2.07
26.6	31.7	36.7	42.7	49.2	52.7	56.7	66.7	76.8	86.8	98.8	111.8	126.8	144.3	164.3	5.50	11.30	2.07
0.91	0.93	0.95	0.97	0.99	1.00	1.01	1.03	1.05	1.07	1.09	1.11	1.13	1.15	1.17			
—	19.5	24.7	30.8	37.4	40.9	44.9	55.0	65.0	75.1	87.1	100.1	115.1	132.6	152.7	10.30	21.20	2.07
17.6	22.7	27.8	33.9	40.5	44.0	48.0	58.0	68.1	78.1	90.1	103.1	118.1	135.7	155.7	9.00	18.70	2.09
—	—	21.7	27.9	34.5	38.1	42.1	52.2	62.3	72.3	84.4	97.4	112.4	129.9	150.0	11.30	23.60	2.10
24.4	29.5	34.5	40.5	47.1	50.6	54.6	64.6	74.6	84.6	96.6	109.6	124.6	142.1	162.1	6.30	13.20	2.11
23.5	28.5	33.5	39.6	46.1	49.6	53.6	63.6	73.7	83.7	95.7	108.7	123.7	141.2	161.2	6.70	14.00	2.11
0.89	0.92	0.94	0.96	0.98	0.99	1.00	1.03	1.05	1.06	1.08	1.10	1.12	1.14	1.16			
—	—	—	—	—	28.3	32.4	42.7	52.8	62.9	75.0	88.1	103.1	120.7	140.7	15.00	31.50	2.11
28.6	33.6	38.6	44.6	51.1	54.6	58.6	68.6	78.6	88.7	100.7	113.7	128.7	146.2	166.2	4.65	9.75	2.12
27.9	33.0	38.0	44.0	50.5	54.0	58.0	68.0	78.0	88.0	100.0	113.0	128.0	145.5	165.5	4.90	10.30	2.12
27.2	32.2	37.2	43.3	49.8	53.3	57.3	67.3	77.3	87.3	99.3	112.3	127.3	144.8	164.8	5.20	10.90	2.12
29.2	34.2	39.2	45.2	51.7	55.2	59.2	69.2	79.2	89.2	101.3	114.3	129.3	146.8	166.8	4.40	9.25	2.13
0.91	0.93	0.95	0.97	0.99	1.00	1.01	1.03	1.05	1.07	1.09	1.11	1.13	1.14	1.16			
22.3	27.4	32.4	38.4	45.0	48.5	52.5	62.5	72.5	82.5	94.6	107.6	122.6	140.1	160.1	7.10	15.00	2.13
—	—	—	—	29.2	32.8	36.9	47.1	57.2	67.2	79.3	92.3	107.4	124.9	145.0	13.20	28.00	2.13
25.3	30.4	35.4	41.4	47.9	51.4	55.5	65.5	75.5	85.5	97.5	110.5	125.5	143.0	163.0	5.90	12.50	2.14
21.1	26.2	31.3	37.3	43.8	47.4	51.4	61.4	71.4	81.4	93.4	106.5	121.5	139.0	159.0	7.50	16.00	2.15
26.2	31.3	36.3	42.3	48.8	52.3	56.3	66.3	76.3	86.4	98.4	111.4	126.4	143.9	163.9	5.50	11.80	2.17
0.90	0.92	0.94	0.96	0.98	0.99	1.00	1.03	1.05	1.07	1.09	1.10	1.12	1.14	1.16			
—	—	22.0	28.2	34.8	38.4	42.4	52.5	62.6	72.6	84.7	97.7	112.7	130.2	150.3	10.90	23.60	2.18
—	19.9	25.0	31.2	37.8	41.3	45.3	55.4	65.4	75.5	87.5	100.5	115.6	133.1	153.1	9.75	21.20	2.19
26.9	31.9	36.9	42.9	49.4	53.0	57.0	67.0	77.0	87.0	99.0	112.0	127.0	144.5	164.5	5.20	11.30	2.20
17.9	23.1	28.2	34.3	40.8	44.3	48.4	58.4	68.4	78.5	90.5	103.5	118.5	136.0	156.1	8.50	18.70	2.21
28.8	33.8	38.8	44.8	51.3	54.8	58.8	68.8	78.8	88.8	100.9	113.9	128.9	146.4	166.4	4.40	9.75	2.24
0.90	0.92	0.94	0.96	0.98	0.99	1.00	1.03	1.05	1.07	1.09	1.10	1.12	1.14	1.16			
28.1	33.1	38.2	44.2	50.7	54.2	58.2	68.2	78.2	88.2	100.2	113.2	128.2	145.7	165.7	4.65	10.30	2.24
23.7	28.8	33.8	39.9	46.4	49.9	53.9	63.9	74.0	84.0	96.0	109.0	124.0	141.5	161.5	6.30	14.00	2.24
27.4	32.5	37.5	43.5	50.0	53.5	57.5	67.5	77.5	87.5	99.5	112.6	127.6	145.1	165.1	4.90	10.90	2.25
—	—	—	22.9	29.7	33.3	37.4	47.6	57.7	67.7	79.8	92.9	107.9	125.5	145.5	12.50	28.00	2.25
24.7	29.8	34.8	40.8	47.4	50.9	54.9	64.9	74.9	84.9	96.9	109.9	124.9	142.5	162.5	5.90	13.20	2.26
0.90	0.93	0.94	0.97	0.99	1.00	1.01	1.03	1.05	1.07	1.09	1.11	1.12	1.14	1.16			
22.6	27.6	32.7	38.7	45.3	48.8	52.8	62.8	72.8	82.9	94.9	107.9	122.9	140.4	160.4	6.70	15.00	2.26
—	—	—	—	25.2	28.9	33.1	43.4	53.5	63.7	75.8	88.8	103.9	121.4	141.5	14.00	31.50	2.26
21.4	26.5	31.5	37.6	44.1	47.6	51.7	61.7	71.7	81.7	93.8	106.8	121.8	139.3	159.3	7.10	16.00	2.27
26.4	31.5	36.5	42.5	49.0	52.5	56.6	66.6	76.6	86.6	98.6	111.6	126.6	144.1	164.1	5.20	11.80	2.29
25.6	30.7	35.7	41.7	48.2	51.7	55.8	65.8	75.8	85.8	97.8	110.8	125.8	143.3	163.3	5.50	12.50	2.30
0.90	0.92	0.94	0.96	0.98	0.99	1.00	1.03	1.05	1.07	1.09	1.10	1.12	1.14	1.16			

FOR BELT SIZES NOT SHOWN, INTERPOLATE FOR ADDITIONAL CENTER DISTANCE.

5V Stock Drive Selection



V-BELT DRIVES

Speed Ratio	Sheave Combination		DriveN Speeds and HP Per Belt												Nominal Center Distance And Arc-Length Correction Factors		
			1750 RPM DriveR			1160 RPM DriveR			870 RPM DriveR			690 RPM DriveR					
	DriveR O.D.	DriveN O.D.	DriveN RPM	HP Per Belt 5V	HP Per Belt 5VX	DriveN RPM	HP Per Belt 5V	HP Per Belt 5VX	DriveN RPM	HP Per Belt 5V	HP Per Belt 5VX	DriveN RPM	HP Per Belt 5V	HP Per Belt 5VX	5V/5VX Belt Length Designation		
															500	600	710
2.30	10.30	23.60	760	29.65	35.10	503	21.88	24.95	378	17.25	19.39	299	14.13	15.76	—	—	—
2.31	9.25	21.20	759	25.92	30.93	503	18.96	21.88	377	14.91	16.99	299	12.21	13.80	—	—	—
2.33	4.90	11.30	750	8.12	12.06	497	5.97	8.50	373	4.76	6.62	296	3.94	5.41	11.8	17.0	22.5
2.35	8.00	18.70	743	21.17	25.77	493	15.37	18.15	370	12.07	14.07	293	9.89	11.43	—	—	—
2.35	16.00	37.50	+	+	+	493	36.13	40.50	370	29.11	31.88	293	24.06	26.04	—	—	—
ARC-LENGTH CORRECTION FACTOR															0.78	0.83	0.87
2.37	4.40	10.30	738	5.86	9.74	489	4.39	6.90	367	3.54	5.39	291	2.95	4.41	13.1	18.2	23.8
2.37	4.65	10.90	737	7.00	10.90	489	5.19	7.70	367	4.15	6.01	291	3.45	4.91	12.4	17.5	23.1
2.37	9.00	21.20	738	25.00	29.92	489	18.25	21.14	367	14.35	16.41	291	11.75	13.33	—	—	—
2.38	11.80	28.00	734	34.56	40.77	486	25.91	29.24	365	20.51	22.78	289	16.83	18.53	—	—	—
2.40	5.90	14.00	730	12.52	16.62	484	9.08	11.68	363	7.16	9.07	288	5.89	7.38	—	13.8	19.4
ARC-LENGTH CORRECTION FACTOR															0.80	0.84	0.88
2.40	6.30	15.00	728	14.23	18.40	483	10.31	12.93	362	8.11	10.03	287	6.66	8.16	—	—	18.3
2.40	13.20	31.50	730	38.63	45.73	484	29.50	33.12	363	23.46	25.87	288	19.29	21.07	—	—	—
2.41	6.70	16.00	726	15.91	20.17	482	11.52	14.17	361	9.06	10.99	286	7.43	8.94	—	—	17.0
2.43	5.20	12.50	720	9.46	13.45	477	6.92	9.47	358	5.49	7.36	284	4.53	6.00	—	15.7	21.3
2.43	5.50	13.20	721	10.78	14.81	478	7.85	10.42	359	6.21	8.10	284	5.12	6.60	—	14.8	20.5
ARC-LENGTH CORRECTION FACTOR															0.0	0.82	0.86
2.44	4.90	11.80	718	8.13	12.07	476	5.98	8.51	357	4.76	6.63	283	3.94	5.41	11.4	16.5	22.1
2.44	9.75	23.60	719	27.74	32.95	476	20.37	23.36	357	16.04	18.14	283	13.13	14.74	—	—	—
2.46	4.65	11.30	711	7.00	10.91	471	5.19	7.71	353	4.15	6.01	280	3.45	4.91	12.0	17.2	22.7
2.49	11.30	28.00	703	33.00	38.93	466	24.60	27.83	349	19.44	21.66	277	15.94	17.62	—	—	—
2.51	4.40	10.90	697	5.87	9.75	462	4.40	6.90	346	3.54	5.40	275	2.96	4.41	12.6	17.7	23.3
ARC-LENGTH CORRECTION FACTOR															0.77	0.83	0.87
2.51	7.50	18.70	696	19.19	23.65	462	13.91	16.63	346	10.93	12.90	275	8.95	10.48	—	—	—
2.51	8.50	21.20	697	23.12	27.87	462	16.83	19.66	346	13.22	15.25	275	10.83	12.39	—	—	—
2.51	15.00	37.50	+	+	+	462	33.85	37.93	347	27.14	29.77	275	22.38	24.29	—	—	—
2.53	12.50	31.50	691	36.67	43.30	458	27.73	31.20	344	22.00	24.34	272	18.07	19.81	—	—	—
2.56	6.30	16.00	682	14.24	18.41	452	10.31	12.94	339	8.12	10.04	269	6.67	8.16	—	—	17.3
ARC-LENGTH CORRECTION FACTOR															0.0	0.0	0.83
2.57	4.65	11.80	681	7.01	10.92	451	5.20	7.71	338	4.16	6.02	268	3.45	4.92	11.5	16.7	22.3
2.57	5.20	13.20	681	9.47	13.45	452	6.93	9.47	339	5.49	7.37	269	4.54	6.01	—	15.0	20.7
2.57	5.50	14.00	680	10.79	14.82	451	7.86	10.42	338	6.21	8.10	268	5.12	6.60	—	14.0	19.7
2.57	5.90	15.00	681	12.53	16.63	452	9.09	11.68	339	7.17	9.07	269	5.90	7.38	—	12.8	18.5
2.57	9.25	23.60	681	25.94	30.95	452	18.97	21.89	339	14.92	16.99	269	12.22	13.81	—	—	—
ARC-LENGTH CORRECTION FACTOR															0.77	0.83	0.87
2.58	4.90	12.50	677	8.14	12.07	449	5.99	8.51	337	4.77	6.63	267	3.95	5.41	—	15.9	21.5
2.58	10.90	28.00	677	31.70	37.43	449	23.53	26.69	337	18.57	20.76	267	15.22	16.88	—	—	—
2.60	4.40	11.30	672	5.88	9.75	445	4.41	6.91	334	3.55	5.40	265	2.96	4.42	12.2	17.3	22.9
2.64	9.00	23.60	663	25.02	29.94	439	18.27	21.15	329	14.36	16.42	261	11.76	13.34	—	—	—
2.66	7.10	18.70	659	17.58	21.93	437	12.73	15.42	327	10.00	11.96	260	8.20	9.72	—	—	—
ARC-LENGTH CORRECTION FACTOR															0.78	0.83	0.87
2.67	8.00	21.20	655	21.19	25.79	434	15.39	18.16	326	12.09	14.08	258	9.90	11.44	—	—	—
2.68	11.80	31.50	652	34.58	40.79	432	25.93	29.25	324	20.52	22.79	257	16.83	18.54	—	—	—
2.69	14.00	37.50	650	40.73	48.42	431	31.48	35.29	323	25.12	27.62	256	20.68	22.52	—	—	—
2.72	4.40	11.80	643	5.89	9.76	426	4.41	6.91	320	3.55	5.40	254	2.96	4.42	11.7	16.9	22.5
2.73	4.65	12.50	642	7.02	10.92	426	5.20	7.72	319	4.16	6.02	253	3.46	4.92	10.8	16.1	21.7
ARC-LENGTH CORRECTION FACTOR															0.77	0.83	0.87
2.73	4.90	13.20	641	8.15	12.08	425	5.99	8.52	319	4.77	6.64	253	3.95	5.42	—	15.2	20.9
2.73	5.20	14.00	642	9.48	13.46	426	6.93	9.48	319	5.50	7.37	253	4.54	6.01	—	14.2	19.9
2.74	5.90	16.00	638	12.54	16.64	423	9.10	11.69	317	7.18	9.08	252	5.90	7.39	—	—	17.8
2.74	10.30	28.00	640	29.69	35.13	424	21.90	24.97	318	17.26	19.41	252	14.14	15.77	—	—	—
2.76	5.50	15.00	634	10.80	14.83	420	7.87	10.43	315	6.22	8.11	250	5.13	6.60	—	13.0	18.8
ARC-LENGTH CORRECTION FACTOR															0.0	0.81	0.86
2.80	8.50	23.60	626	23.14	27.88	415	16.84	19.67	311	13.23	15.26	247	10.83	12.40	—	—	—
2.80	11.30	31.50	624	33.02	38.95	414	24.61	27.84	310	19.45	21.67	246	15.94	17.62	—	—	—
2.82	6.70	18.70	621	15.93	20.19	412	11.53	14.19	309	9.07	11.00	245	7.44	8.95	—	—	—
2.85	7.50	21.20	614	19.21	23.66	407	13.92	16.64	305	10.94	12.91	242	8.96	10.49	—	—	—
2.85	13.20	37.50	613	38.66	45.75	406	29.52	33.13	305	23.48	25.89	242	19.30	21.08	—	—	—
ARC-LENGTH CORRECTION FACTOR															0.0	0.0	0.0

5V = STANDARD V-BELT
 5VX = COGGED/NOTCHED V-BELT
 + IF RIM SPEED EXCEEDS 6500 FEET PER MINUTE, CONSULT *Martin*.



Stock Drive 5V Selection

V-BELT DRIVES

Nominal Center Distances And Arc-Length Correction Factor															Sheave Combination		Speed Ratio	
5V/5VX Belt Length Designation															DriveR O.D.	DriveN O.D.		
800	900	1000	1120	1250	1320	1400	1600	1800	2000	2240	2500	2800	3150	3550				
—	—	22.4	28.6	35.2	38.8	42.9	53.0	63.0	73.1	85.1	98.1	113.2	130.7	150.7	10.30	23.60	2.30	
—	20.2	25.4	31.5	38.1	41.7	45.7	55.8	65.8	75.8	87.9	100.9	115.9	133.5	153.5	9.25	21.20	2.31	
27.1	32.1	37.1	43.2	49.7	53.2	57.2	67.2	77.2	87.2	99.2	112.2	127.2	144.7	164.7	4.90	11.30	2.33	
18.2	23.4	28.5	34.6	41.2	44.7	48.7	58.8	68.8	78.8	90.9	103.9	118.9	136.4	156.4	8.00	18.70	2.35	
—	—	—	—	—	—	—	36.4	46.7	57.0	69.1	82.3	97.4	115.0	135.1	16.00	37.50	2.35	
0.90	0.92	0.94	0.96	0.98	0.99	1.00	1.03	1.05	1.07	1.09	1.10	1.12	1.14	1.16				
28.3	33.3	38.3	44.4	50.9	54.4	58.4	68.4	78.4	88.4	100.4	113.4	128.4	145.9	165.9	4.40	10.30	2.37	
27.6	32.6	37.7	43.7	50.2	53.7	57.7	67.7	77.7	87.7	99.7	112.7	127.7	145.3	165.3	4.65	10.90	2.37	
—	20.4	25.6	31.7	38.3	41.8	45.9	55.9	66.0	76.0	88.1	101.1	116.1	133.6	153.7	9.00	21.20	2.37	
—	—	—	23.3	30.2	33.8	37.9	48.1	58.2	68.3	80.3	93.4	108.4	126.0	146.0	11.80	28.00	2.38	
24.0	29.1	34.1	40.2	46.7	50.2	54.2	64.2	74.3	84.3	96.3	109.3	124.3	141.8	161.8	5.90	14.00	2.40	
0.90	0.92	0.94	0.97	0.98	0.99	1.01	1.03	1.05	1.07	1.09	1.11	1.12	1.14	1.16				
22.9	27.9	33.0	39.0	45.6	49.1	53.1	63.1	73.1	83.2	95.2	108.2	123.2	140.7	160.7	6.30	15.00	2.40	
—	—	—	—	25.8	29.5	33.6	43.9	54.1	64.2	76.3	89.4	104.5	122.0	142.1	13.20	31.50	2.40	
21.7	26.8	31.8	37.9	44.4	47.9	52.0	62.0	72.0	82.0	94.1	107.1	122.1	139.6	159.6	6.70	16.00	2.41	
25.8	30.9	35.9	41.9	48.5	52.0	56.0	66.0	76.0	86.0	98.0	111.0	126.0	143.6	163.6	5.20	12.50	2.43	
25.0	30.1	35.1	41.1	47.7	51.2	55.2	65.2	75.2	85.2	97.2	110.2	125.3	142.8	162.8	5.50	13.20	2.43	
0.89	0.92	0.94	0.96	0.98	0.99	1.00	1.03	1.05	1.06	1.08	1.10	1.12	1.14	1.16				
26.7	31.7	36.7	42.7	49.3	52.8	56.8	66.8	76.8	86.8	98.8	111.8	126.8	144.3	164.3	4.90	11.80	2.44	
—	—	22.8	29.0	35.6	39.2	43.3	53.4	63.4	73.5	85.5	98.6	113.6	131.1	151.1	9.75	23.60	2.44	
27.3	32.3	37.3	43.3	49.9	53.4	57.4	67.4	77.4	87.4	99.4	112.4	127.4	144.9	164.9	4.65	11.30	2.46	
—	—	—	23.7	30.5	34.1	38.2	48.4	58.5	68.6	80.7	93.8	108.8	126.4	146.4	11.30	28.00	2.49	
27.8	32.8	37.8	43.9	50.4	53.9	57.9	67.9	77.9	87.9	99.9	112.9	127.9	145.4	165.5	4.40	10.90	2.51	
0.89	0.92	0.94	0.96	0.98	0.99	1.00	1.03	1.05	1.07	1.08	1.10	1.12	1.14	1.16				
18.6	23.8	28.9	35.0	41.5	45.1	49.1	59.2	69.2	79.2	91.3	104.3	119.3	136.8	156.8	7.50	18.70	2.51	
—	20.7	25.9	32.0	38.7	42.2	46.2	56.3	66.4	76.4	88.4	101.5	116.5	134.0	154.0	8.50	21.20	2.51	
—	—	—	—	—	—	—	37.1	47.4	57.7	69.9	83.0	98.1	115.7	135.8	15.00	37.50	2.51	
—	—	—	—	26.2	29.9	34.1	44.4	54.6	64.7	76.9	89.9	105.0	122.6	142.6	12.50	31.50	2.53	
21.9	27.1	32.1	38.2	44.7	48.2	52.3	62.3	72.3	82.3	94.4	107.4	122.4	139.9	159.9	6.30	16.00	2.56	
0.87	0.90	0.92	0.95	0.97	0.98	0.99	1.02	1.04	1.06	1.08	1.10	1.12	1.14	1.16				
26.8	31.9	36.9	42.9	49.5	53.0	57.0	67.0	77.0	87.0	99.0	112.0	127.0	144.5	164.5	4.65	11.80	2.57	
25.2	30.3	35.3	41.4	47.9	51.4	55.4	65.4	75.4	85.5	97.5	110.5	125.5	143.0	163.0	5.20	13.20	2.57	
24.3	29.4	34.4	40.5	47.0	50.5	54.5	64.5	74.6	84.6	96.6	109.6	124.6	142.1	162.1	5.50	14.00	2.57	
23.1	28.2	33.3	39.3	45.9	49.4	53.4	63.4	73.4	83.5	95.5	108.5	123.5	141.0	161.0	5.90	15.00	2.57	
—	—	—	23.1	29.3	36.0	39.5	43.6	53.7	63.8	73.9	85.9	98.9	114.0	131.5	151.5	9.25	23.60	2.57
0.89	0.92	0.94	0.96	0.98	0.99	1.00	1.03	1.05	1.06	1.08	1.10	1.12	1.14	1.16				
26.1	31.1	36.1	42.2	48.7	52.2	56.2	66.2	76.2	86.3	98.3	111.3	126.3	143.8	163.8	4.90	12.50	2.58	
—	—	—	23.9	30.8	34.4	38.5	48.7	58.8	68.9	81.0	94.1	109.1	126.7	146.7	10.90	28.00	2.58	
27.5	32.5	37.5	43.5	50.1	53.6	57.6	67.6	77.6	87.6	99.6	112.6	127.6	145.1	165.1	4.40	11.30	2.60	
—	—	—	23.3	29.5	36.2	39.7	43.8	53.9	64.0	74.0	86.1	99.1	114.2	131.7	151.7	9.00	23.60	2.64
18.8	24.0	29.2	35.3	41.8	45.4	49.4	59.5	69.5	79.5	91.6	104.6	119.6	137.1	157.1	7.10	18.70	2.66	
0.90	0.92	0.94	0.96	0.98	0.99	1.00	1.03	1.05	1.07	1.08	1.10	1.12	1.14	1.16				
—	21.0	26.2	32.4	39.0	42.6	46.6	56.7	66.7	76.8	88.8	101.9	116.9	134.4	154.4	8.00	21.20	2.67	
—	—	—	—	26.7	30.4	34.6	44.9	55.1	65.2	77.4	90.5	105.5	123.1	143.2	11.80	31.50	2.68	
—	—	—	—	—	—	—	37.7	48.1	58.4	70.6	83.7	98.9	116.5	136.5	14.00	37.50	2.69	
27.0	32.1	37.1	43.1	49.6	53.1	57.2	67.2	77.2	87.2	99.2	112.2	127.2	144.7	164.7	4.40	11.80	2.72	
26.2	31.3	36.3	42.3	48.9	52.4	56.4	66.4	76.4	86.3	98.5	111.5	126.5	144.0	164.0	4.65	12.50	2.73	
0.89	0.92	0.94	0.96	0.98	0.99	1.00	1.03	1.05	1.06	1.08	1.10	1.12	1.14	1.16				
25.4	30.5	35.5	41.6	48.1	51.6	55.6	65.7	75.7	85.7	97.7	110.7	125.7	143.2	163.2	4.90	13.20	2.73	
24.5	29.6	34.6	40.7	47.2	50.7	54.7	64.8	74.8	84.8	96.8	109.8	124.8	142.4	162.4	5.20	14.00	2.73	
22.2	27.3	32.4	38.5	45.0	48.5	52.6	62.6	72.6	82.6	94.7	107.7	122.7	140.2	160.2	5.90	16.00	2.74	
—	—	—	24.3	31.2	34.8	38.9	49.1	59.3	69.4	81.4	94.5	109.6	127.1	147.2	10.30	28.00	2.74	
23.4	28.5	33.6	39.6	46.2	49.7	53.7	63.7	73.7	83.8	95.8	108.8	123.8	141.3	161.3	5.50	15.00	2.76	
0.89	0.91	0.93	0.96	0.98	0.99	1.00	1.02	1.04	1.06	1.08	1.10	1.12	1.14	1.16				
—	—	23.6	29.8	36.5	40.1	44.1	54.3	64.3	74.4	86.5	99.5	114.5	132.1	152.1	8.50	23.60	2.80	
—	—	—	—	27.0	30.7	34.9	45.3	55.5	65.6	77.7	90.8	105.9	123.5	143.5	11.30	31.50	2.80	
19.1	24.3	29.4	35.5	42.1	45.7	49.7	59.7	69.8	79.8	91.9	104.9	119.9	137.4	157.4	6.70	18.70	2.82	
—	—	21.4	27.6	34.4	38.1	42.1	52.1	62.1	72.2	84.3	97.4	112.4	130.0	150.0	7.50	21.20	2.85	
—	—	—	—	—	—	—	38.3	48.7	58.9	71.1	84.3	99.4	117.0	137.1	13.20	37.50	2.85	
0.84	0.88	0.91	0.94	0.96	0.97	0.98	1.01	1.03	1.05	1.08	1.10	1.12	1.14	1.16				

FOR BELT SIZES NOT SHOWN, INTERPOLATE FOR ADDITIONAL CENTER DISTANCE.

5V Stock Drive Selection



V-BELT DRIVES

Speed Ratio	Sheave Combination		DriveN Speeds and HP Per Belt											Nominal Center Distance And Arc-Length Correction Factors			
			1750 RPM DriveR			1160 RPM DriveR			870 RPM DriveR			690 RPM DriveR					
	DriveR O.D.	DriveN O.D.	DriveN RPM	HP Per Belt 5V	HP Per Belt 5VX	DriveN RPM	HP Per Belt 5V	HP Per Belt 5VX	DriveN RPM	HP Per Belt 5V	HP Per Belt 5VX	DriveN RPM	HP Per Belt 5V	HP Per Belt 5VX	5V/5VX Belt Length Designation		
2.88	4.40	12.50	607	5.90	9.76	402	4.42	6.92	302	3.55	5.40	239	2.97	4.42	11.0	16.2	21.9
2.88	4.65	13.20	608	7.03	10.93	403	5.21	7.72	302	4.16	6.02	240	3.46	4.92	—	15.4	21.0
2.89	9.75	28.00	605	27.77	32.97	401	20.39	23.37	301	16.05	18.15	239	13.14	14.75	—	—	—
2.90	4.90	14.00	604	8.15	12.09	401	6.00	8.52	300	4.77	6.64	238	3.95	5.42	—	14.4	20.1
2.91	10.90	31.50	602	31.72	37.44	399	23.54	26.70	299	18.58	20.77	237	15.23	16.89	—	—	—
ARC-LENGTH CORRECTION FACTOR															0.75	0.82	0.86
2.92	5.20	15.00	599	9.49	13.47	397	6.94	9.48	298	5.50	7.38	236	4.54	6.01	—	13.2	19.0
2.94	5.50	16.00	594	10.81	14.84	394	7.87	10.43	295	6.22	8.11	234	5.13	6.60	—	—	17.8
2.97	8.00	23.60	588	21.21	25.80	390	15.39	18.17	292	12.09	14.09	232	9.90	11.45	—	—	—
3.00	6.30	18.70	583	14.26	18.43	387	10.33	12.95	290	8.13	10.05	230	6.68	8.17	—	—	—
3.01	7.10	21.20	581	17.60	21.94	385	12.74	15.42	289	10.01	11.96	229	8.21	9.72	—	—	—
ARC-LENGTH CORRECTION FACTOR															0.0	0.78	0.84
3.02	12.50	37.50	580	36.70	43.32	385	27.75	31.21	288	22.01	24.35	229	18.08	19.82	—	—	—
3.05	4.40	13.20	574	5.90	9.77	381	4.42	6.92	286	3.56	5.41	226	2.97	4.42	—	15.6	21.2
3.05	4.65	14.00	573	7.04	10.83	380	5.21	7.72	285	4.17	6.03	226	3.46	4.92	—	14.6	20.3
3.05	9.25	28.00	574	25.96	30.97	380	18.99	21.90	285	14.93	17.00	226	12.23	13.81	—	—	—
3.08	10.30	31.50	568	29.70	35.14	377	21.91	24.98	283	17.27	19.41	224	14.15	15.78	—	—	—
ARC-LENGTH CORRECTION FACTOR															0.0	0.81	0.85
3.10	4.90	15.00	564	8.16	12.09	374	6.00	8.53	280	4.78	6.64	222	3.96	5.42	—	13.4	19.2
3.12	5.20	16.00	561	9.50	13.47	372	6.94	9.48	279	5.50	7.38	221	4.55	6.01	—	—	18.0
3.13	9.00	28.00	558	25.04	29.95	370	18.28	21.17	278	14.37	16.42	220	11.77	13.34	—	—	—
3.14	16.00	50.00	+	+	+	370	36.16	40.52	277	29.13	31.89	220	24.08	26.06	—	—	—
3.18	7.50	23.60	551	19.22	23.67	365	13.93	16.65	274	10.94	12.91	217	8.97	10.49	—	—	—
ARC-LENGTH CORRECTION FACTOR															0.0	0.77	0.84
3.20	6.70	21.20	547	15.95	20.20	363	11.54	14.19	272	9.08	11.01	216	7.45	8.95	—	—	—
3.20	11.80	37.50	547	34.61	40.81	363	25.94	29.26	272	20.53	22.80	216	16.84	18.54	—	—	—
3.21	5.90	18.70	546	12.56	16.65	362	9.11	11.70	271	7.19	9.08	215	5.91	7.39	—	—	14.8
3.23	4.40	14.00	541	5.91	9.77	359	4.42	6.92	269	3.56	5.41	213	2.97	4.42	—	14.8	20.5
3.25	9.75	31.50	538	27.78	32.98	356	20.39	23.38	267	16.05	18.16	212	13.15	14.75	—	—	—
ARC-LENGTH CORRECTION FACTOR															0.0	0.79	0.85
3.27	4.65	15.00	534	7.04	10.94	354	5.22	7.73	266	4.17	6.03	211	3.47	4.92	—	13.6	19.4
3.31	4.90	16.00	528	8.17	12.10	350	6.01	8.53	263	4.78	6.64	208	3.96	5.42	—	—	18.2
3.32	8.50	28.00	527	23.16	27.90	349	16.85	19.68	262	13.24	15.26	208	10.84	12.40	—	—	—
3.34	11.30	37.50	524	33.04	38.96	347	24.62	27.85	261	19.46	21.68	207	15.95	17.63	—	—	—
3.35	15.00	50.00	+	+	+	346	33.88	37.95	260	27.16	29.78	206	22.40	24.30	—	—	—
ARC-LENGTH CORRECTION FACTOR															0.0	0.77	0.84
3.36	7.10	23.60	521	17.61	21.95	346	12.75	15.43	259	10.02	11.97	206	8.21	9.72	—	—	—
3.40	6.30	21.20	514	14.27	18.44	341	10.34	12.95	256	8.14	10.05	203	6.68	8.17	—	—	—
3.43	9.25	31.50	510	25.97	30.98	338	18.99	21.91	254	14.94	17.01	201	12.23	13.82	—	—	—
3.44	5.50	18.70	508	10.83	14.85	337	7.88	10.44	253	6.23	8.11	200	5.13	6.61	—	—	15.0
3.46	10.90	37.50	505	31.74	37.45	335	23.55	26.71	251	18.59	20.78	199	15.24	16.89	—	—	—
ARC-LENGTH CORRECTION FACTOR															0.0	0.0	0.77
3.47	4.40	15.00	505	5.91	9.78	335	4.43	6.92	251	3.56	5.41	199	2.97	4.43	—	13.7	19.5
3.49	4.65	16.00	501	7.05	10.94	332	5.22	7.73	249	4.17	6.03	197	3.47	4.93	—	—	18.4
3.53	8.00	28.00	496	21.22	25.81	328	15.40	18.17	246	12.10	14.09	195	9.91	11.45	—	—	—
3.53	9.00	31.50	496	25.05	29.96	329	18.29	21.17	247	14.38	16.43	196	11.77	13.35	—	—	—
3.56	6.70	23.80	491	15.96	20.21	326	11.55	14.20	244	9.08	11.01	194	7.45	8.95	—	—	—
ARC-LENGTH CORRECTION FACTOR															0.0	0.77	0.83
3.59	14.00	50.00	487	40.76	48.44	323	31.50	35.30	242	25.14	27.63	192	20.69	22.53	—	—	—
3.64	5.90	21.20	481	12.57	16.66	319	9.12	11.70	239	7.19	9.09	190	5.91	7.40	—	—	—
3.65	5.20	18.70	480	9.51	13.48	318	6.95	9.49	239	5.51	7.38	189	4.55	6.02	—	—	15.2
3.67	10.30	37.50	477	29.71	35.15	316	21.92	24.98	237	17.28	19.42	188	14.15	15.78	—	—	—
3.70	4.40	16.00	473	5.92	9.78	314	4.43	6.93	235	3.56	5.41	187	2.97	4.43	—	12.6	18.6
ARC-LENGTH CORRECTION FACTOR															0.0	0.74	0.82
3.74	8.50	31.50	468	23.16	27.90	310	16.86	19.68	233	13.25	15.27	185	10.84	12.40	—	—	—
3.77	7.50	28.00	464	19.24	23.68	308	13.94	16.66	231	10.95	12.92	183	8.97	10.50	—	—	—
3.79	6.30	23.60	462	14.28	18.45	306	10.34	12.96	230	8.14	10.05	182	6.68	8.18	—	—	—
3.81	13.20	50.00	459	38.68	45.77	305	29.53	33.14	228	23.49	25.90	181	19.31	21.09	—	—	—
3.87	4.90	18.70	452	8.18	12.11	299	6.01	8.54	225	4.79	6.65	178	3.96	5.43	—	—	15.4
ARC-LENGTH CORRECTION FACTOR															0.0	0.0	0.77

5V = STANDARD V-BELT
 5VX = COGGED/NOTCHED V-BELT
 + IF RIM SPEED EXCEEDS 6500 FEET PER MINUTE, CONSULT *Martin*.



Stock Drive 5V Selection

V-BELT DRIVES

Nominal Center Distances And Arc-Length Correction Factor															Sheave Combination		Speed Ratio
5V/5VX Belt Length Designation															DriveR O.D.	DriveN O.D.	
800	900	1000	1120	1250	1320	1400	1600	1800	2000	2240	2500	2800	3150	3550			
26.4	31.5	36.5	42.5	49.1	52.6	56.6	66.6	76.6	86.6	98.6	111.7	126.7	144.2	164.2	4.40	12.50	2.88
25.6	30.7	35.7	41.8	48.3	51.8	55.8	65.8	75.9	85.9	97.9	110.9	125.9	143.4	163.4	4.65	13.20	2.88
—	—	—	24.7	31.5	35.2	39.3	49.5	59.7	69.8	81.8	94.9	110.0	127.5	147.6	9.75	28.00	2.89
24.7	29.8	34.9	40.9	47.4	51.0	55.0	65.0	75.0	85.0	97.0	110.1	125.1	142.6	162.6	4.90	14.00	2.90
—	—	—	—	27.3	31.0	35.2	45.5	55.7	65.9	78.0	91.1	106.2	123.8	143.8	10.90	31.50	2.91
0.89	0.91	0.93	0.96	0.98	0.99	1.00	1.02	1.04	1.06	1.08	1.10	1.12	1.14	1.16			
23.6	28.7	33.8	39.8	46.4	49.9	53.9	63.9	74.0	84.0	96.0	109.0	124.0	141.6	161.6	5.20	15.00	2.92
22.5	27.6	32.7	38.8	45.3	48.8	52.9	62.9	72.9	82.9	95.0	108.0	123.0	140.5	160.5	5.50	16.00	2.94
—	18.5	23.9	30.2	36.9	40.4	44.5	54.6	64.7	74.8	86.8	99.9	114.9	132.5	152.5	8.00	23.60	2.97
19.4	24.6	29.7	35.8	42.4	45.9	50.0	60.0	70.1	80.1	92.2	105.2	120.2	137.7	157.7	6.30	18.70	3.00
—	21.6	26.8	33.0	39.6	43.2	47.2	57.3	67.4	77.5	89.5	102.5	117.6	135.1	155.1	7.10	21.20	3.01
0.87	0.90	0.93	0.95	0.97	0.98	0.99	1.02	1.04	1.06	1.08	1.10	1.12	1.14	1.16			
—	—	—	—	—	—	27.9	38.7	49.1	59.4	71.6	84.8	99.9	117.6	137.7	12.50	37.50	3.02
25.8	30.9	35.9	41.9	48.5	52.0	56.0	66.0	76.0	86.1	98.1	111.1	126.1	143.6	163.6	4.40	13.20	3.05
24.9	30.0	35.0	41.1	47.6	51.1	55.2	65.2	75.2	85.2	97.2	110.3	125.3	142.8	162.8	4.65	14.00	3.05
—	—	—	25.0	31.9	35.5	39.6	49.9	60.0	70.1	82.2	95.3	110.3	127.9	147.9	9.25	28.00	3.05
—	—	—	—	27.6	31.4	35.6	45.9	56.2	66.3	78.5	91.6	106.6	124.2	144.3	10.30	31.50	3.08
0.88	0.91	0.93	0.95	0.98	0.99	1.00	1.02	1.04	1.06	1.08	1.10	1.12	1.14	1.16			
23.8	28.9	34.0	40.1	46.6	50.1	54.1	64.2	74.2	84.2	96.2	109.3	124.3	141.8	161.8	4.90	15.00	3.10
22.7	27.8	32.9	39.0	45.5	49.1	53.1	63.1	73.2	83.2	95.2	108.2	123.2	140.7	160.8	5.20	16.00	3.12
—	—	—	25.1	32.0	35.7	39.8	50.0	60.2	70.3	82.4	95.5	110.5	128.1	148.1	9.00	28.00	3.13
—	—	—	—	—	—	—	—	—	44.9	57.7	71.1	86.5	104.3	124.5	16.00	50.00	3.14
—	18.9	24.2	30.5	37.2	40.8	44.9	55.0	65.1	75.1	87.2	100.3	115.3	132.8	152.9	7.50	23.60	3.18
0.87	0.90	0.92	0.95	0.97	0.98	0.99	1.02	1.04	1.06	1.08	1.10	1.12	1.14	1.16			
16.5	21.9	27.1	33.3	39.9	43.5	47.5	57.6	67.7	77.7	89.8	102.8	117.9	135.4	155.4	6.70	21.20	3.20
—	—	—	—	—	—	28.4	39.2	49.6	59.9	72.1	85.3	100.5	118.1	138.2	11.80	37.50	3.20
19.6	24.9	30.0	36.1	42.7	46.2	50.3	60.3	70.4	80.4	92.5	105.5	120.5	138.0	158.0	5.90	18.70	3.21
25.1	30.2	35.2	41.3	47.8	51.3	55.3	65.4	75.4	85.4	97.4	110.4	125.5	143.0	163.0	4.40	14.00	3.23
—	—	—	—	28.0	31.7	36.0	46.3	56.6	66.7	78.9	92.0	107.0	124.6	144.7	9.75	31.50	3.25
0.88	0.90	0.93	0.95	0.97	0.98	0.99	1.02	1.04	1.06	1.08	1.10	1.12	1.14	1.16			
24.0	29.1	34.2	40.2	46.8	50.3	54.3	64.4	74.4	84.4	96.4	109.4	124.5	142.0	162.0	4.65	15.00	3.27
22.9	28.0	33.1	39.2	45.7	49.3	53.3	63.3	73.4	83.4	95.4	108.4	123.5	141.0	161.0	4.90	16.00	3.31
—	—	—	25.5	32.4	36.0	40.1	50.4	60.5	70.7	82.8	95.8	110.9	128.5	148.5	8.50	28.00	3.32
—	—	—	—	—	—	28.7	39.5	50.0	60.5	72.5	85.7	100.8	118.4	138.6	11.30	37.50	3.34
—	—	—	—	—	—	—	—	—	45.6	58.3	71.8	87.2	105.0	125.2	15.00	50.00	3.35
0.87	0.90	0.92	0.95	0.97	0.98	0.99	1.02	1.04	1.06	1.08	1.10	1.12	1.14	1.16			
—	19.1	24.5	30.8	37.5	41.1	45.1	55.3	65.4	75.4	87.5	100.5	115.6	133.1	153.2	7.10	23.60	3.36
16.7	22.1	27.4	33.6	40.2	43.8	47.8	57.9	68.0	78.0	90.1	103.1	118.2	135.7	155.7	6.30	21.20	3.40
—	—	—	—	28.3	32.1	36.3	46.7	56.9	67.1	79.2	92.3	107.4	125.0	145.1	9.25	31.50	3.43
19.9	25.1	30.3	36.4	43.0	46.5	50.6	60.6	70.7	80.7	92.8	105.8	120.8	138.3	158.4	5.50	18.70	3.44
—	—	—	—	—	—	28.9	39.8	50.2	60.2	72.8	86.0	101.1	118.7	138.8	10.90	37.50	3.46
0.83	0.87	0.90	0.93	0.96	0.97	0.98	1.01	1.03	1.05	1.07	1.09	1.11	1.14	1.16			
24.2	29.3	34.4	40.4	47.0	50.5	54.5	64.5	74.6	84.6	96.6	109.6	124.7	142.2	162.2	4.40	15.00	3.47
23.1	28.2	33.3	39.4	45.9	49.5	53.5	63.5	73.6	83.6	95.6	108.6	123.7	141.2	161.2	4.65	16.00	3.49
—	—	—	25.8	32.7	36.4	40.5	50.7	60.9	71.0	83.1	96.2	111.3	128.8	148.9	8.00	28.00	3.53
—	—	—	—	28.5	32.2	36.5	46.8	57.1	67.3	79.4	92.5	107.6	125.2	145.3	9.00	31.50	3.53
—	19.4	24.8	31.1	37.8	41.3	45.4	55.6	65.7	75.7	87.8	100.8	115.9	133.4	153.5	6.70	23.60	3.56
0.87	0.90	0.92	0.95	0.97	0.98	0.99	1.02	1.04	1.06	1.08	1.10	1.12	1.14	1.16			
—	—	—	—	—	—	—	—	35.1	46.2	59.0	72.5	87.9	105.7	125.9	14.00	50.00	3.59
17.0	22.4	27.7	33.9	40.5	44.1	48.1	58.2	68.3	78.3	90.4	103.4	118.5	136.0	156.0	5.90	21.20	3.64
20.1	25.3	30.5	36.6	43.2	46.7	50.8	60.9	70.9	80.9	93.0	106.0	121.0	138.6	158.6	5.20	18.70	3.65
—	—	—	—	—	—	29.3	40.2	50.6	60.9	73.2	86.4	101.5	119.2	139.3	10.30	37.50	3.67
23.3	28.4	33.5	39.6	46.1	49.6	53.7	63.7	73.7	83.8	95.8	108.8	123.8	141.4	161.4	4.40	16.00	3.70
0.86	0.89	0.92	0.94	0.97	0.98	0.99	1.01	1.04	1.06	1.08	1.10	1.12	1.14	1.16			
—	—	—	—	28.8	32.6	36.8	47.2	57.4	67.6	79.8	92.9	108.0	125.6	145.6	8.50	31.50	3.74
—	—	—	26.1	33.0	36.7	40.8	51.1	61.3	71.4	83.5	96.6	111.6	129.2	149.3	7.50	28.00	3.77
—	19.6	25.0	31.3	38.0	41.6	45.7	55.8	65.9	76.0	88.1	101.1	116.2	133.7	153.8	6.30	23.60	3.79
—	—	—	—	—	—	—	—	35.6	46.7	59.5	73.0	88.4	106.3	126.5	13.20	50.00	3.81
20.3	25.5	30.7	36.8	43.4	47.0	51.0	61.1	71.1	81.2	93.2	106.2	121.3	138.8	158.8	4.90	18.70	3.87
0.83	0.87	0.90	0.93	0.96	0.97	0.98	1.01	1.03	1.05	1.07	1.09	1.11	1.14	1.16			

FOR BELT SIZES NOT SHOWN, INTERPOLATE FOR ADDITIONAL CENTER DISTANCE.

5V Stock Drive Selection



V-BELT DRIVES

Speed Ratio	Sheave Combination		DriveN Speeds and HP Per Belt												Nominal Center Distance And Arc-Length Correction Factors		
			1750 RPM DriveR			1160 RPM DriveR			870 RPM DriveR			690 RPM DriveR					
	DriveR O.D.	DriveN O.D.	DriveN RPM	HP Per Belt 5V	HP Per Belt 5VX	DriveN RPM	HP Per Belt 5V	HP Per Belt 5VX	DriveN RPM	HP Per Belt 5V	HP Per Belt 5VX	DriveN RPM	HP Per Belt 5V	HP Per Belt 5VX	5V/5VX Belt Length Designation		
															500	600	710
3.88	9.75	37.50	452	27.79	32.99	299	20.40	23.38	224	16.06	18.16	178	13.15	14.76	—	—	—
3.91	5.50	21.20	448	10.83	14.85	297	7.89	10.44	223	6.23	8.12	177	5.14	6.61	—	—	—
3.97	8.00	31.50	440	21.23	25.81	292	15.41	18.18	219	12.10	14.10	174	9.91	11.45	—	—	—
3.99	7.10	28.00	439	17.62	21.96	291	12.75	15.43	218	10.02	11.97	173	8.21	9.73	—	—	—
4.02	12.50	50.00	435	36.72	43.34	288	27.76	31.22	216	22.02	24.36	171	18.09	19.83	—	—	—
ARC-LENGTH CORRECTION FACTOR															0.0	0.0	0.0
4.05	5.90	23.60	432	12.57	16.66	286	9.12	11.71	215	7.19	9.09	170	5.91	7.40	—	—	—
4.09	4.65	18.70	428	7.06	10.95	284	5.23	7.73	213	4.18	6.03	169	3.47	4.93	—	—	15.6
4.09	9.25	37.50	428	25.98	30.98	284	19.00	21.92	213	14.94	17.01	169	12.24	13.82	—	—	—
4.14	5.20	21.20	423	9.52	13.49	280	6.95	9.49	210	5.51	7.39	167	4.55	6.02	—	—	—
4.20	9.00	37.50	416	25.06	29.97	276	18.29	21.18	207	14.38	16.43	164	11.77	13.35	—	—	—
ARC-LENGTH CORRECTION FACTOR															0.0	0.0	0.77
4.21	16.00	67.00	+	+	+	276	36.17	40.53	207	29.14	31.90	164	24.08	26.06	—	—	—
4.23	6.70	28.00	414	15.97	20.22	274	11.56	14.20	206	9.09	11.02	163	7.45	8.96	—	—	—
4.24	7.50	31.50	412	19.24	23.69	273	13.94	16.66	205	10.95	12.92	163	8.97	10.50	—	—	—
4.26	11.80	50.00	410	34.62	40.82	272	25.95	29.27	204	20.54	22.80	162	16.85	18.55	—	—	—
4.33	4.40	18.70	405	5.92	9.79	268	4.43	6.93	201	3.57	5.42	160	2.98	4.43	—	—	15.7
ARC-LENGTH CORRECTION FACTOR															0.0	0.0	0.77
4.35	5.50	23.60	402	10.84	14.86	267	7.89	10.45	200	6.24	8.12	159	5.14	6.61	—	—	—
4.40	4.90	21.20	398	8.18	12.11	264	6.02	8.54	198	4.79	6.65	157	3.97	5.43	—	—	—
4.45	8.50	37.50	393	23.17	27.91	261	16.86	19.68	195	13.25	15.27	155	10.85	12.41	—	—	—
4.46	11.30	50.00	393	33.05	38.97	260	24.63	27.86	195	19.46	21.68	155	15.96	17.63	—	—	—
4.49	7.10	31.50	390	17.62	21.96	259	12.76	15.44	194	10.02	11.97	154	8.22	9.73	—	—	—
ARC-LENGTH CORRECTION FACTOR															0.0	0.0	0.0
4.49	15.00	67.00	+	+	+	258	33.89	37.96	194	27.17	29.79	154	22.40	24.31	—	—	—
4.50	6.30	28.00	389	14.29	18.45	258	10.35	12.96	193	8.15	10.06	153	6.69	8.18	—	—	—
4.61	5.20	23.60	380	9.52	13.49	252	6.96	9.50	189	5.52	7.39	150	4.55	6.02	—	—	—
4.62	10.90	50.00	379	31.75	37.47	251	23.56	26.72	188	18.60	20.78	149	15.24	16.90	—	—	—
4.64	4.65	21.20	377	7.06	10.95	250	5.23	7.74	188	4.18	6.04	149	3.47	4.93	—	—	—
ARC-LENGTH CORRECTION FACTOR															0.0	0.0	0.0
4.73	8.00	37.50	370	21.23	25.82	245	15.41	18.18	184	12.11	14.10	146	9.91	11.46	—	—	—
4.76	6.70	31.50	368	15.97	20.22	244	11.56	14.20	183	9.09	11.02	145	7.45	8.96	—	—	—
4.81	5.90	28.00	364	12.58	16.67	241	9.13	11.71	181	7.20	9.09	143	5.92	7.40	—	—	—
4.81	14.00	67.00	364	40.78	48.45	241	31.51	35.31	181	25.15	27.64	143	20.70	22.53	—	—	—
4.89	10.30	50.00	358	29.73	35.16	237	21.93	24.99	178	17.28	19.42	141	14.16	15.79	—	—	—
ARC-LENGTH CORRECTION FACTOR															0.0	0.0	0.0
4.90	4.90	23.60	357	8.19	12.11	237	6.02	8.54	178	4.79	6.65	141	3.97	5.43	—	—	—
4.91	4.40	21.20	357	5.93	9.79	236	4.44	6.93	177	3.57	5.42	141	2.98	4.43	—	—	—
5.05	7.50	37.50	346	19.25	23.69	230	13.95	16.66	172	10.96	12.92	137	8.97	10.50	—	—	—
5.06	6.30	31.50	346	14.29	18.45	229	10.35	12.96	172	8.15	10.06	136	6.69	8.18	—	—	—
5.11	13.20	67.00	343	38.69	45.78	227	29.54	33.15	170	23.50	25.90	135	19.31	21.09	—	—	—
ARC-LENGTH CORRECTION FACTOR															0.0	0.0	0.0
5.16	4.65	23.60	339	7.06	10.96	225	5.23	7.74	168	4.18	6.04	134	3.47	4.93	—	—	—
5.17	5.50	28.00	339	10.84	14.86	225	7.89	10.45	168	6.24	8.12	134	5.14	6.61	—	—	—
5.17	9.75	50.00	338	27.80	33.00	224	20.41	23.39	168	16.07	18.16	133	13.16	14.76	—	—	—
5.34	7.10	37.50	328	17.63	21.97	217	12.76	15.44	163	10.03	11.97	129	8.22	9.73	—	—	—
5.40	12.50	67.00	324	36.73	43.34	215	27.77	31.23	161	22.03	24.36	128	18.09	19.83	—	—	—
ARC-LENGTH CORRECTION FACTOR															0.0	0.0	0.0
5.41	5.90	31.50	323	12.58	16.67	214	9.13	11.71	161	7.20	9.09	127	5.92	7.40	—	—	—
5.45	9.25	50.00	321	25.99	30.99	213	19.01	21.92	160	14.95	17.01	127	12.24	13.82	—	—	—
5.47	4.40	23.60	320	5.93	9.79	212	4.44	6.93	159	3.57	5.42	126	2.98	4.43	—	—	—
5.47	5.20	28.00	320	9.53	13.49	212	6.96	9.50	159	5.52	7.39	126	4.56	6.02	—	—	—
5.61	9.00	50.00	312	25.07	29.98	207	18.30	21.18	155	14.39	16.44	123	11.78	13.35	—	—	—
ARC-LENGTH CORRECTION FACTOR															0.0	0.0	0.0
5.67	6.70	37.50	309	15.98	20.22	205	11.56	14.21	154	9.09	11.02	122	7.46	8.96	—	—	—
5.72	11.80	67.00	306	34.63	40.83	203	25.96	29.27	152	20.54	22.81	121	16.85	18.55	—	—	—
5.81	4.90	28.00	301	8.19	12.12	200	6.02	8.54	150	4.79	6.65	119	3.97	5.43	—	—	—
5.81	5.50	31.50	301	10.85	14.86	199	7.89	10.45	150	6.24	8.12	119	5.14	6.62	—	—	—
5.94	8.50	50.00	295	23.18	27.92	195	16.87	19.69	146	13.25	15.27	116	10.85	12.41	—	—	—
ARC-LENGTH CORRECTION FACTOR															0.0	0.0	0.0

5V = STANDARD V-BELT
 5VX = COGGED/NOTCHED V-BELT
 + IF RIM SPEED EXCEEDS 6500 FEET PER MINUTE, CONSULT *Martin*.



Stock Drive Selection 5V

Nominal Center Distances And Arc-Length Correction Factor															Sheave Combination		Speed Ratio
5V/5VX Belt Length Designation															DriveR O.D.	DriveN O.D.	
800	900	1000	1120	1250	1320	1400	1600	1800	2000	2240	2500	2800	3150	3550			
—	—	—	—	—	—	29.6	40.5	51.0	61.3	73.6	86.8	101.9	119.6	139.7	9.75	37.50	3.88
17.2	22.7	27.9	34.1	40.8	44.3	48.4	58.5	68.6	78.6	90.7	103.7	118.8	136.3	156.3	5.50	21.20	3.91
—	—	—	—	29.1	32.9	37.1	47.5	57.8	68.0	80.1	93.2	108.3	125.9	146.0	8.00	31.50	3.97
—	—	—	26.4	33.3	37.0	41.1	51.4	61.5	71.7	83.8	96.9	111.9	129.5	149.6	7.10	28.00	3.99
—	—	—	—	—	—	—	—	36.0	47.2	60.0	73.5	88.9	106.8	127.0	12.50	50.00	4.02
0.78	0.84	0.88	0.92	0.95	0.96	0.97	1.00	1.03	1.05	1.07	1.09	1.11	1.13	1.15			
—	19.9	25.3	31.6	38.3	41.9	46.0	56.1	66.2	76.3	88.4	101.4	116.5	134.0	154.1	5.90	23.60	4.05
20.5	25.7	30.9	37.0	43.6	47.1	51.2	61.3	71.3	81.4	93.4	106.4	121.5	139.0	159.0	4.65	18.70	4.09
—	—	—	—	—	—	30.0	40.8	51.3	61.7	73.9	87.1	102.3	120.0	140.1	9.25	37.50	4.09
17.4	22.9	28.1	34.3	41.0	44.5	48.6	58.7	68.8	78.9	90.9	104.0	119.0	136.5	156.6	5.20	21.20	4.14
—	—	—	—	—	—	30.1	41.0	51.5	61.8	74.1	87.3	102.5	120.1	140.3	9.00	37.50	4.20
0.83	0.87	0.90	0.93	0.96	0.97	0.98	1.01	1.03	1.05	1.07	1.09	1.11	1.13	1.16			
—	—	—	—	—	—	—	—	—	—	—	53.8	70.2	88.6	109.3	16.00	67.00	4.21
—	—	19.9	26.6	33.6	37.2	41.4	51.6	61.8	72.0	84.1	97.2	112.2	129.8	149.9	6.70	28.00	4.23
—	—	—	22.1	29.4	33.2	37.4	47.9	58.1	68.3	80.5	93.6	108.7	126.3	146.4	7.50	31.50	4.24
—	—	—	—	—	—	—	—	36.5	47.6	60.4	74.0	89.4	107.3	127.5	11.80	50.00	4.26
20.6	25.9	31.0	37.2	43.8	47.3	51.4	61.4	71.5	81.5	93.6	106.6	121.6	139.2	159.2	4.40	18.70	4.33
0.83	0.87	0.90	0.93	0.95	0.97	0.98	1.01	1.03	1.05	1.07	1.09	1.11	1.13	1.16			
—	20.1	25.5	31.9	38.6	42.2	46.3	56.4	66.5	76.6	88.7	101.7	116.8	134.3	154.4	5.50	23.60	4.35
17.6	23.1	28.3	34.5	41.2	44.8	48.8	58.9	69.0	79.1	91.1	104.2	119.2	136.8	156.8	4.90	21.20	4.40
—	—	—	—	—	25.8	30.4	41.3	51.8	62.2	74.5	87.7	102.8	120.5	140.6	8.50	37.50	4.45
—	—	—	—	—	—	—	—	36.8	48.0	60.8	74.3	89.8	107.6	127.9	11.30	50.00	4.46
—	—	—	22.4	29.7	33.5	37.7	48.1	58.4	68.6	80.8	93.9	109.0	126.6	146.7	7.10	31.50	4.49
0.78	0.84	0.88	0.91	0.94	0.96	0.97	1.00	1.03	1.05	1.07	1.09	1.11	1.13	1.15			
—	—	—	—	—	—	—	—	—	—	—	54.4	70.8	89.3	110.0	15.00	67.00	4.49
—	—	20.1	26.9	33.8	37.5	41.6	51.9	62.1	72.2	84.4	97.5	112.5	130.1	150.2	6.30	28.00	4.50
—	20.3	25.7	32.1	38.8	42.4	46.5	56.6	66.7	76.8	88.9	102.0	117.0	134.6	154.6	5.20	23.60	4.61
—	—	—	—	—	—	—	—	37.0	48.2	61.0	74.6	90.0	107.9	128.2	10.90	50.00	4.62
17.8	23.2	28.5	34.7	41.4	44.9	49.0	59.1	69.2	79.3	91.3	104.4	119.4	136.9	157.0	4.65	21.20	4.64
0.78	0.84	0.88	0.91	0.94	0.96	0.97	1.00	1.02	1.05	1.07	1.09	1.11	1.13	1.15			
—	—	—	—	—	26.1	30.7	41.7	52.2	62.5	74.8	88.0	103.2	120.9	141.0	8.00	37.50	4.73
—	—	—	22.6	29.9	33.7	38.0	48.4	58.7	68.9	81.0	94.2	109.3	126.9	147.0	6.70	31.50	4.76
—	—	20.4	27.1	34.1	37.8	41.9	52.2	62.4	72.5	84.7	97.8	112.8	130.4	150.5	5.90	28.00	4.81
—	—	—	—	—	—	—	—	—	—	55.0	71.5	90.0	110.7	130.0	14.00	67.00	4.81
—	—	—	—	—	—	—	—	37.4	48.6	61.4	75.0	90.5	108.3	128.6	10.30	50.00	4.89
0.0	0.0	0.77	0.85	0.90	0.92	0.94	0.98	1.01	1.03	1.06	1.08	1.10	1.12	1.15			
—	20.5	25.9	32.3	39.0	42.6	46.7	56.8	67.0	77.0	89.1	102.2	117.2	134.8	154.8	4.90	23.60	4.90
17.9	23.4	28.7	34.9	41.5	45.1	49.2	59.3	69.4	79.4	91.5	104.6	119.6	137.1	157.2	4.40	21.20	4.91
—	—	—	—	—	26.4	31.0	42.0	52.5	62.9	75.2	88.4	103.6	121.2	141.4	7.50	37.50	5.05
—	—	—	22.8	30.2	34.0	38.2	48.7	59.0	69.2	81.3	94.5	109.6	127.2	147.3	6.30	31.50	5.06
—	—	—	—	—	—	—	—	—	—	55.5	72.0	90.5	111.3	132.0	13.20	67.00	5.11
0.78	0.84	0.88	0.91	0.94	0.96	0.97	1.00	1.02	1.05	1.07	1.09	1.11	1.13	1.15			
—	20.6	26.1	32.4	39.2	42.8	46.9	57.0	67.1	77.2	89.3	102.4	117.4	135.0	155.0	4.65	23.60	5.16
—	—	20.6	27.4	34.3	38.0	42.2	52.5	62.7	72.8	84.9	98.0	113.1	130.7	150.8	5.50	28.00	5.17
—	—	—	—	—	—	—	—	37.7	48.9	61.8	75.4	90.8	108.7	129.0	9.75	50.00	5.17
—	—	—	—	—	26.6	31.3	42.2	52.8	63.1	75.4	88.7	103.9	121.5	141.7	7.10	37.50	5.34
—	—	—	—	—	—	—	—	—	—	55.9	72.4	91.0	111.7	132.0	12.50	67.00	5.40
0.0	0.80	0.85	0.90	0.93	0.94	0.96	0.99	1.02	1.04	1.06	1.08	1.11	1.13	1.15			
—	—	—	23.1	30.4	34.2	38.5	49.0	59.2	69.4	81.6	94.8	109.9	127.5	147.6	5.90	31.50	5.41
—	—	—	—	—	—	—	—	38.0	49.3	62.1	75.7	91.2	109.1	129.4	9.25	50.00	5.45
—	20.8	26.3	32.6	39.3	42.9	47.0	57.2	67.3	77.4	89.5	102.6	117.6	135.2	155.2	4.40	23.60	5.47
—	—	20.8	27.6	34.5	38.2	42.4	52.7	62.9	73.0	85.2	98.3	113.4	130.9	151.0	5.20	28.00	5.47
—	—	—	—	—	—	—	—	38.2	49.4	62.3	75.9	91.4	109.2	129.5	9.00	50.00	5.61
0.0	0.80	0.85	0.89	0.93	0.94	0.96	0.99	1.02	1.04	1.06	1.08	1.11	1.13	1.15			
—	—	—	—	—	26.9	31.5	42.5	53.1	63.4	75.7	89.0	104.1	121.8	141.9	6.70	37.50	5.67
—	—	—	—	—	—	—	—	—	—	—	56.4	72.9	91.4	112.2	11.80	67.00	5.72
—	—	21.0	27.8	34.7	38.4	42.6	52.9	63.1	73.2	85.4	98.5	113.6	131.2	151.2	4.90	28.00	5.81
—	—	—	23.3	30.7	34.5	38.8	49.2	59.5	69.7	81.9	95.1	110.2	127.8	147.9	5.50	31.50	5.81
—	—	—	—	—	—	—	—	38.5	49.7	62.6	76.2	91.7	109.6	129.9	8.50	50.00	5.94
0.0	0.0	0.77	0.85	0.90	0.92	0.94	0.97	1.00	1.03	1.05	1.08	1.10	1.12	1.15			

FOR BELT SIZES NOT SHOWN, INTERPOLATE FOR ADDITIONAL CENTER DISTANCE.

V-BELT DRIVES

5V Stock Drive Selection



V-BELT DRIVES

Speed Ratio	Sheave Combination		DriveN Speeds and HP Per Belt												Nominal Center Distance And Arc-Length Correction Factors		
			1750 RPM DriveR		1160 RPM DriveR			870 RPM DriveR			690 RPM DriveR						
	DriveR O.D.	DriveN O.D.	DriveN RPM	HP Per Belt 5V	HP Per Belt 5VX	DriveN RPM	HP Per Belt 5V	HP Per Belt 5VX	DriveN RPM	HP Per Belt 5V	HP Per Belt 5VX	DriveN RPM	HP Per Belt 5V	HP Per Belt 5VX	5V/5VX Belt Length Designation		
															500	600	710
5.97	11.30	67.00	293	33.06	38.98	194	24.64	27.86	146	19.47	21.69	116	15.96	17.64	—	—	—
6.03	6.30	37.50	290	14.29	18.46	192	10.35	12.96	144	8.15	10.06	114	6.69	8.18	—	—	—
6.13	4.65	28.00	285	7.07	10.96	189	5.23	7.74	142	4.18	6.04	113	3.48	4.93	—	—	—
6.16	5.20	31.50	284	9.53	13.50	188	6.96	9.50	141	5.52	7.39	112	4.56	6.02	—	—	—
6.19	10.90	67.00	283	31.76	37.47	187	23.57	26.72	140	18.60	20.79	+	15.24	16.90	—	—	—
ARC-LENGTH CORRECTION FACTOR															0.0	0.0	0.0
6.32	8.00	50.00	277	21.24	25.82	184	15.42	18.18	138	12.11	14.10	109	9.92	11.46	—	—	—
6.45	5.90	37.50	271	12.59	16.67	180	9.13	11.71	135	7.20	9.09	107	5.92	7.40	—	—	—
6.49	4.40	28.00	270	5.94	9.79	179	4.44	6.94	134	3.57	5.42	106	2.98	4.43	—	—	—
6.54	4.90	31.50	268	8.19	12.12	177	6.02	8.54	133	4.79	6.65	105	3.97	5.43	—	—	—
6.56	10.30	67.00	267	29.73	35.16	177	21.93	24.99	133	17.29	19.42	105	14.16	15.79	—	—	—
ARC-LENGTH CORRECTION FACTOR															0.0	0.0	0.0
6.74	7.50	50.00	260	19.26	23.70	172	13.95	16.67	129	10.96	12.92	102	8.98	10.50	—	—	—
6.90	4.65	31.50	254	7.07	10.96	168	5.24	7.74	126	4.19	6.04	100	3.48	4.93	—	—	—
6.93	5.50	37.50	253	10.85	14.87	167	7.90	10.45	126	6.24	8.12	100	5.14	6.62	—	—	—
6.93	9.75	67.00	252	27.81	33.00	167	20.41	23.39	125	16.07	18.17	100	13.16	14.76	—	—	—
7.13	7.10	50.00	245	17.63	21.97	163	12.76	15.44	122	10.03	11.98	97	8.22	9.73	—	—	—
ARC-LENGTH CORRECTION FACTOR															0.0	0.0	0.0
7.30	4.40	31.50	240	5.94	9.80	159	4.44	6.94	119	3.57	5.42	94	2.98	4.43	—	—	—
7.31	9.25	67.00	239	26.00	31.00	159	19.01	21.92	119	14.95	17.02	94	12.24	13.83	—	—	—
7.33	5.20	37.50	239	9.53	13.50	158	6.96	9.50	119	5.52	7.39	94	4.56	6.02	—	—	—
7.52	9.00	67.00	233	25.07	29.98	154	18.30	21.18	116	14.39	16.44	92	11.78	13.35	—	—	—
7.56	6.70	50.00	231	15.98	20.23	153	11.56	14.21	115	9.09	11.02	91	7.46	8.96	—	—	—
ARC-LENGTH CORRECTION FACTOR															0.0	0.0	0.0
7.79	4.90	37.50	225	8.20	12.12	149	6.03	8.54	112	4.79	6.66	89	3.97	5.43	—	—	—
7.96	8.50	67.00	220	23.18	27.92	146	16.87	19.69	109	13.26	15.27	87	10.85	12.41	—	—	—
8.05	6.30	50.00	217	14.30	18.46	144	10.35	12.97	108	8.15	10.06	86	6.69	8.18	—	—	—
8.22	4.65	37.50	213	7.07	10.96	141	5.24	7.74	106	4.19	6.04	84	3.48	4.93	—	—	—
8.47	8.00	67.00	207	21.25	25.83	137	15.42	18.19	103	12.11	14.10	81	9.92	11.46	—	—	—
ARC-LENGTH CORRECTION FACTOR															0.0	0.0	0.0
8.60	5.90	50.00	203	12.59	16.67	135	9.13	11.72	101	7.20	9.10	80	5.92	7.40	—	—	—
8.70	4.40	37.50	201	5.94	9.80	133	4.44	6.94	100	3.57	5.42	79	2.98	4.43	—	—	—
9.04	7.50	67.00	194	19.26	23.70	128	13.95	16.67	96	10.96	12.93	76	8.98	10.50	—	—	—
9.24	5.50	50.00	189	10.85	14.87	126	7.90	10.45	94	6.24	8.12	75	5.15	6.62	—	—	—
9.56	7.10	67.00	183	17.64	21.97	121	12.77	15.44	91	10.03	11.98	72	8.22	9.73	—	—	—
ARC-LENGTH CORRECTION FACTOR															0.0	0.0	0.0
9.78	5.20	50.00	179	9.53	13.50	119	6.97	9.50	89	5.52	7.39	71	4.56	6.03	—	—	—
10.14	6.70	67.00	173	15.98	20.23	114	11.57	14.21	86	9.10	11.02	68	7.46	8.96	—	—	—
10.40	4.90	50.00	168	8.20	12.12	112	6.03	8.55	84	4.80	6.66	66	3.97	5.43	—	—	—
10.79	6.30	67.00	162	14.30	18.46	108	10.36	12.97	81	8.15	10.06	64	6.69	8.18	—	—	—
10.97	4.65	50.00	160	7.08	10.96	106	5.24	7.74	79	4.19	6.04	63	3.48	4.93	—	—	—
ARC-LENGTH CORRECTION FACTOR															0.0	0.0	0.0
11.53	5.90	67.00	152	12.59	16.68	101	9.13	11.72	75	7.20	9.10	60	5.92	7.40	—	—	—
11.60	4.40	50.00	151	5.94	9.80	100	4.45	6.94	75	3.58	5.42	59	2.98	4.44	—	—	—
12.39	5.50	67.00	141	10.86	14.87	94	7.90	10.46	70	6.25	8.13	56	5.15	6.62	—	—	—
13.12	5.20	67.00	133	9.54	13.50	88	6.97	9.50	66	5.52	7.39	53	4.56	6.03	—	—	—
13.94	4.90	67.00	126	8.20	12.12	83	6.03	8.55	62	4.80	6.66	50	3.97	5.43	—	—	—
ARC-LENGTH CORRECTION FACTOR															0.0	0.0	0.0
14.70	4.65	67.00	119	7.08	10.97	79	5.24	7.75	59	4.19	6.04	47	3.48	4.93	—	—	—
15.56	4.40	67.00	112	5.94	9.80	75	4.45	6.94	56	3.58	5.42	44	2.98	4.44	—	—	—
ARC-LENGTH CORRECTION FACTOR															0.0	0.0	0.0

5V = STANDARD V-BELT
 5VX = COGGED/NOTCHED V-BELT
 + IF RIM SPEED EXCEEDS 6500 FEET PER MINUTE, CONSULT *Martin*.



Stock Drive Selection 5V

Nominal Center Distances And Arc-Length Correction Factor															Sheave Combination		Speed Ratio
5V/5VX Belt Length Designation															DriveR O.D.	DriveN O.D.	
800	900	1000	1120	1250	1320	1400	1600	1800	2000	2240	2500	2800	3150	3550			
—	—	—	—	—	—	—	—	—	—	—	56.7	73.2	91.8	112.6	11.30	67.00	5.97
—	—	—	—	—	27.1	31.8	42.8	53.3	63.7	76.0	89.2	104.4	122.1	142.2	6.30	37.50	6.03
—	—	21.1	27.9	34.9	38.6	42.8	53.1	63.3	73.4	85.6	98.7	113.8	131.3	151.4	4.65	28.00	6.13
—	—	—	23.5	30.9	34.7	39.0	49.4	59.7	69.9	82.1	95.3	110.4	128.0	148.1	5.20	31.50	6.16
—	—	—	—	—	—	—	—	—	—	—	56.9	73.5	92.0	112.8	10.90	67.00	6.19
0.0	0.0	0.77	0.85	0.90	0.92	0.94	0.97	1.00	1.03	1.05	1.08	1.10	1.12	1.15			
—	—	—	—	—	—	—	—	38.8	50.0	62.9	76.6	92.1	109.9	130.3	8.00	50.00	6.32
—	—	—	—	—	27.4	32.0	43.0	53.6	64.0	76.3	89.5	104.7	122.4	142.5	5.90	37.50	6.45
—	—	21.3	28.1	35.1	38.8	42.9	53.2	63.5	73.6	85.7	98.8	113.9	131.5	151.6	4.40	28.00	6.49
—	—	—	23.7	31.1	34.9	39.2	49.6	59.9	70.2	82.3	95.5	110.6	128.2	148.3	4.90	31.50	6.54
—	—	—	—	—	—	—	—	—	—	41.6	57.3	73.8	92.4	113.2	10.30	67.00	6.56
0.0	0.0	0.76	0.84	0.89	0.91	0.93	0.97	1.00	1.03	1.05	1.08	1.10	1.12	1.15			
—	—	—	—	—	—	—	—	39.1	50.4	63.3	76.9	92.4	110.3	130.6	7.50	50.00	6.74
—	—	—	23.8	31.2	35.0	39.3	49.8	60.1	70.3	82.5	95.7	110.8	128.4	148.5	4.65	31.50	6.90
—	—	—	—	—	27.6	32.3	43.3	53.9	64.2	76.6	89.8	105.0	122.7	142.8	5.50	37.50	6.93
—	—	—	—	—	—	—	—	—	—	42.0	57.6	74.2	92.8	113.6	9.75	67.00	6.93
—	—	—	—	—	—	—	—	39.3	50.6	63.5	77.2	92.7	110.6	130.9	7.10	50.00	7.13
0.0	0.0	0.0	0.77	0.86	0.88	0.91	0.96	0.99	1.02	1.04	1.07	1.09	1.12	1.14			
—	—	—	24.0	31.4	35.2	39.5	50.0	60.3	70.5	82.7	95.8	111.0	128.6	148.7	4.40	31.50	7.30
—	—	—	—	—	—	—	—	—	—	42.2	57.9	74.5	93.1	114.0	9.25	67.00	7.31
—	—	—	—	—	27.8	32.4	43.5	54.1	64.4	76.8	90.0	105.2	122.9	143.1	5.20	37.50	7.33
—	—	—	—	—	—	—	—	—	—	42.4	58.1	74.7	93.3	114.1	9.00	67.00	7.52
—	—	—	—	—	—	—	—	39.5	50.9	63.8	77.4	92.9	110.9	131.2	6.70	50.00	7.56
0.0	0.0	0.0	0.77	0.86	0.88	0.91	0.96	0.99	1.02	1.04	1.07	1.09	1.12	1.14			
—	—	—	—	23.6	27.9	32.6	43.7	54.3	64.6	77.0	90.2	105.4	123.1	143.3	4.90	37.50	7.79
—	—	—	—	—	—	—	—	—	—	42.7	58.4	75.0	93.6	114.5	8.50	67.00	7.96
—	—	—	—	—	—	—	—	39.8	51.1	64.1	77.7	93.2	111.1	131.5	6.30	50.00	8.05
—	—	—	—	23.7	28.1	32.8	43.8	54.4	64.8	77.1	90.4	105.6	123.3	143.5	4.65	37.50	8.22
—	—	—	—	—	—	—	—	—	—	43.0	58.7	75.3	94.0	114.8	8.00	67.00	8.47
0.0	0.0	0.0	0.0	0.70	0.78	0.84	0.92	0.96	1.00	1.03	1.06	1.08	1.11	1.13			
—	—	—	—	—	—	—	—	40.0	51.4	64.3	78.0	93.5	111.4	131.8	5.90	50.00	8.60
—	—	—	—	23.8	28.2	32.9	44.0	54.6	65.0	77.3	90.6	105.8	123.5	143.6	4.40	37.50	8.70
—	—	—	—	—	—	—	—	—	—	43.3	59.0	75.6	94.3	115.1	7.50	67.00	9.04
—	—	—	—	—	—	—	—	40.3	51.6	64.6	78.2	93.8	111.7	132.0	5.50	50.00	9.24
—	—	—	—	—	—	—	—	—	—	43.5	59.2	75.9	94.6	115.4	7.10	67.00	9.56
0.0	0.0	0.0	0.0	0.70	0.78	0.84	0.91	0.96	1.00	1.03	1.06	1.08	1.11	1.13			
—	—	—	—	—	—	—	—	40.4	51.8	64.8	78.4	94.0	111.9	132.2	5.20	50.00	9.78
—	—	—	—	—	—	—	—	—	—	43.7	59.5	76.1	94.8	115.7	6.70	67.00	10.14
—	—	—	—	—	—	—	—	40.6	52.0	65.0	78.6	94.2	112.1	132.5	4.90	50.00	10.40
—	—	—	—	—	—	—	—	—	—	44.0	59.7	76.4	95.1	116.0	6.30	67.00	10.79
—	—	—	—	—	—	—	—	40.8	52.1	65.1	78.8	94.4	112.3	132.6	4.65	50.00	10.97
0.0	0.0	0.0	0.0	0.0	0.0	0.0	0.0	0.84	0.92	0.98	1.02	1.05	1.08	1.11			
—	—	—	—	—	—	—	—	—	—	44.2	60.0	76.7	95.4	116.2	5.90	67.00	11.53
—	—	—	—	—	—	—	—	40.9	52.3	65.3	79.0	94.5	112.5	132.8	4.40	50.00	11.60
—	—	—	—	—	—	—	—	—	—	44.4	60.2	76.9	95.6	116.5	5.50	67.00	12.39
—	—	—	—	—	—	—	—	—	—	44.6	60.4	77.1	95.8	116.7	5.20	67.00	13.12
—	—	—	—	—	—	—	—	—	—	44.8	60.6	77.3	96.0	116.9	4.90	67.00	13.94
0.0	0.0	0.0	0.0	0.0	0.0	0.0	0.0	0.84	0.92	0.97	1.02	1.05	1.08	1.11			
—	—	—	—	—	—	—	—	—	—	44.9	60.7	77.5	96.2	117.1	4.65	67.00	14.70
—	—	—	—	—	—	—	—	—	—	45.0	60.9	77.6	96.3	117.2	4.40	67.00	15.56
0.0	0.0	0.0	0.0	0.0	0.0	0.0	0.0	0.0	0.0	0.77	0.91	0.98	1.03	1.08			

FOR BELT SIZES NOT SHOWN, INTERPOLATE FOR ADDITIONAL CENTER DISTANCE.

V-BELT DRIVES

8V Stock Drive Selection



V-BELT DRIVES

Speed Ratio	Sheave Combination		DriveN Speeds and HP Per Belt								Nominal Center Distance And Arc-Length Correction Factors						
			1750 RPM DriveR		1160 RPM DriveR		870 RPM DriveR		690 RPM DriveR								
	DriveR O.D.	DriveN O.D.	DriveN RPM	HP Per Belt 8V	DriveN RPM	HP Per Belt 8V	DriveN RPM	HP Per Belt 8V	DriveN RPM	HP Per Belt 8V	8V Belt Length Designation						
											1000	1180	1320	1400	1600	1800	2000
1.00	12.50	12.50	1750	50.91	1160	42.57	870	35.00	690	29.32	30.4	39.4	46.4	50.4	60.4	70.4	80.4
1.00	13.20	13.20	1750	56.13	1160	47.26	870	38.87	690	32.56	29.3	38.3	45.3	49.3	59.3	69.3	79.3
1.00	14.00	14.00	1750	61.66	1160	52.48	870	43.24	690	36.21	28.0	37.0	44.0	48.0	58.0	68.0	78.0
1.00	15.00	15.00	+	+	1160	58.77	870	48.58	690	40.72	26.4	35.4	42.4	46.4	56.4	66.4	76.4
1.00	16.00	16.00	+	+	1160	64.81	870	53.81	690	45.16	24.9	33.9	40.9	44.9	54.9	64.9	74.9
ARC-LENGTH CORRECTION FACTOR											0.87	0.89	0.91	0.92	0.94	0.95	0.97
1.00	17.00	17.00	+	+	1160	70.58	870	58.90	690	49.53	23.3	32.3	39.3	43.3	53.3	63.3	73.3
1.00	18.00	18.00	+	+	1160	76.06	870	63.87	690	53.82	21.7	30.7	37.7	41.7	51.7	61.7	71.7
1.00	19.00	19.00	+	+	1160	81.25	870	68.70	690	58.04	—	29.2	36.2	40.2	50.2	60.2	70.2
1.00	20.00	20.00	+	+	1160	86.12	870	73.39	690	62.18	—	27.6	34.6	38.6	48.6	58.6	68.6
1.00	21.20	21.20	+	+	1160	91.55	870	78.82	690	67.05	—	25.7	32.7	36.7	46.7	56.7	66.7
ARC-LENGTH CORRECTION FACTOR											0.87	0.89	0.91	0.92	0.94	0.95	0.97
1.00	22.40	22.40	+	+	+	+	870	84.03	690	71.80	—	—	30.8	34.8	44.8	54.8	64.8
1.00	24.80	24.80	+	+	+	+	870	93.77	690	80.92	—	—	—	31.0	41.0	51.0	61.0
1.05	19.00	20.00	+	+	1101	82.51	826	69.65	655	58.80	—	28.4	35.4	39.4	49.4	59.4	69.4
1.06	12.50	13.20	1656	53.14	1098	44.06	823	36.11	653	30.21	29.8	38.8	45.8	49.8	59.8	69.8	79.8
1.06	13.20	14.00	1649	58.37	1093	48.75	820	39.99	650	33.44	28.6	37.6	44.6	48.6	58.6	68.6	78.6
ARC-LENGTH CORRECTION FACTOR											0.86	0.89	0.91	0.91	0.93	0.95	0.97
1.06	16.00	17.00	+	+	1091	66.29	818	54.92	649	46.04	24.1	33.1	40.1	44.1	54.1	64.1	74.1
1.06	17.00	18.00	+	+	1095	72.06	821	60.01	651	50.41	22.5	31.5	38.5	42.5	52.5	62.5	72.5
1.06	18.00	19.00	+	+	1098	77.54	824	64.98	653	54.71	—	29.9	36.9	40.9	50.9	60.9	70.9
1.06	20.00	21.20	+	+	1094	87.60	820	74.50	651	63.07	—	26.6	33.6	37.6	47.6	57.6	67.6
1.06	21.20	22.40	+	+	1097	93.03	823	79.93	653	67.93	—	—	31.8	35.8	45.8	55.8	65.8
ARC-LENGTH CORRECTION FACTOR											0.86	0.89	0.90	0.91	0.93	0.95	0.97
1.07	14.00	15.00	1632	64.21	1082	54.17	811	44.50	643	37.22	27.2	36.2	43.2	47.2	57.2	67.2	77.2
1.07	15.00	16.00	+	+	1087	60.46	815	49.85	646	41.73	25.6	34.6	41.6	45.6	55.6	65.6	75.6
1.11	18.00	20.00	+	+	1043	78.48	782	65.68	620	55.26	—	29.1	36.1	40.1	50.1	60.1	70.1
1.11	22.40	24.80	+	+	+	+	785	85.85	623	73.24	—	—	28.9	32.9	42.9	52.9	62.9
1.12	12.50	14.00	1560	54.80	1034	45.16	775	36.93	615	30.86	29.2	38.2	45.2	49.2	59.2	69.2	79.2
ARC-LENGTH CORRECTION FACTOR											0.86	0.89	0.90	0.91	0.93	0.95	0.97
1.12	17.00	19.00	+	+	1037	73.16	777	60.84	617	51.07	21.7	30.7	37.7	41.7	51.7	61.7	71.7
1.12	19.00	21.20	+	+	1038	83.83	779	70.63	618	59.58	—	27.4	34.4	38.4	48.4	58.4	68.4
1.12	20.00	22.40	+	+	1035	88.70	776	75.32	615	63.72	—	25.7	32.7	36.7	46.7	56.7	66.7
1.13	16.00	18.00	+	+	1030	67.55	772	55.86	612	46.79	23.3	32.3	39.3	43.3	53.3	63.3	73.3
1.14	13.20	15.00	1537	60.48	1019	50.15	764	41.04	606	34.27	27.8	36.8	43.8	47.8	57.8	67.8	77.8
ARC-LENGTH CORRECTION FACTOR											0.86	0.88	0.90	0.91	0.93	0.95	0.96
1.14	14.00	16.00	1528	66.01	1013	55.36	760	45.40	603	37.93	26.4	35.4	42.4	46.4	56.4	66.4	76.4
1.14	15.00	17.00	+	+	1022	61.66	766	50.74	608	42.44	24.8	33.9	40.9	44.9	54.9	64.9	74.9
1.17	21.20	24.80	+	+	990	94.83	743	81.28	589	69.00	—	—	29.8	33.8	43.8	53.8	63.8
1.18	17.00	20.00	+	+	984	73.98	738	61.45	585	51.55	—	29.9	36.9	40.9	50.9	60.9	70.9
1.18	18.00	21.20	+	+	983	79.46	737	66.42	585	55.85	—	28.2	35.2	39.2	49.2	59.2	69.2
ARC-LENGTH CORRECTION FACTOR											0.86	0.88	0.90	0.91	0.93	0.95	0.96
1.18	19.00	22.40	+	+	982	84.65	737	71.25	584	60.07	—	26.4	33.4	37.4	47.4	57.4	67.4
1.19	16.00	19.00	+	+	975	68.33	731	56.44	580	47.25	22.5	31.5	38.5	42.5	52.5	62.5	72.5
1.20	12.50	15.00	1454	56.38	964	46.20	723	37.72	573	31.48	28.4	37.4	44.4	48.4	58.4	68.4	78.4
1.20	15.00	18.00	+	+	964	62.40	723	51.30	574	42.88	24.0	33.0	40.1	44.1	54.1	64.1	74.1
1.21	24.80	30.00	+	+	+	+	718	96.57	570	83.14	—	—	—	—	36.9	46.9	56.9
ARC-LENGTH CORRECTION FACTOR											0.85	0.88	0.90	0.91	0.93	0.95	0.96
1.22	13.20	16.00	1440	61.91	954	51.09	716	41.75	568	34.84	27.0	36.0	43.0	47.0	57.0	67.1	77.1
1.22	14.00	17.00	1438	67.44	953	56.31	715	46.11	567	38.49	25.6	34.6	41.6	45.6	55.6	65.6	75.6
1.24	20.00	24.80	+	+	934	90.14	700	76.40	555	64.57	—	—	30.7	34.7	44.7	54.7	64.7
1.25	16.00	20.00	+	+	926	68.92	694	56.88	551	47.60	21.6	30.7	37.7	41.7	51.7	61.7	71.7
1.25	17.00	21.20	+	+	928	74.68	696	61.98	552	51.97	—	28.9	35.9	39.9	50.0	60.0	70.0
ARC-LENGTH CORRECTION FACTOR											0.85	0.88	0.90	0.91	0.93	0.95	0.96
1.25	18.00	22.40	+	+	930	80.16	698	66.95	553	56.26	—	27.2	34.2	38.2	48.2	58.2	68.2
1.27	15.00	19.00	+	+	913	63.04	685	51.78	543	43.26	23.2	32.2	39.2	43.2	53.2	63.2	73.2
1.28	12.50	16.00	1362	57.46	903	46.92	677	38.25	537	31.91	27.6	36.6	43.6	47.6	57.6	67.6	77.6
1.29	13.20	17.00	1354	62.79	898	51.68	673	42.19	534	35.18	26.2	35.2	42.2	46.2	56.2	66.2	76.2
1.29	14.00	18.00	1357	68.32	899	56.89	674	46.55	535	38.84	24.8	33.8	40.8	44.8	54.8	64.8	74.8
ARC-LENGTH CORRECTION FACTOR											0.85	0.88	0.89	0.90	0.93	0.94	0.96

8V = STANDARD V-BELT

+ IF RIM SPEED EXCEEDS 6500 FEET PER MINUTE, CONSULT *Martin*.



Stock Drive 8V Selection

V-BELT DRIVES

Nominal Center Distances And Arc-Length Correction Factor															Sheave Combination		Speed Ratio
8V Belt Length Designation															DriveR OD	DriveN OD	
2120	2240	2360	2500	2650	2800	3000	3150	3350	3550	3750	4000	4500	5000	5600			
86.4	92.4	98.4	105.4	112.9	120.4	130.4	137.9	147.9	157.9	167.9	180.4	205.4	230.4	260.4	12.50	12.50	1.00
85.3	91.3	97.3	104.3	111.8	119.3	129.3	136.8	146.8	156.8	166.8	179.3	204.3	229.3	259.3	13.20	13.20	1.00
84.0	90.0	96.0	103.0	110.5	118.0	128.0	135.5	145.5	155.5	165.5	178.0	203.0	228.0	258.0	14.00	14.00	1.00
82.4	88.4	94.4	101.4	108.9	116.4	126.4	133.9	143.9	153.9	163.9	176.4	201.4	226.4	256.4	15.00	15.00	1.00
80.9	86.9	92.9	99.9	107.4	114.9	124.9	132.4	142.4	152.4	162.4	174.9	199.9	224.9	254.9	16.00	16.00	1.00
0.98	0.98	0.99	1.00	1.01	1.02	1.03	1.03	1.04	1.05	1.06	1.07	1.09	1.10	1.12			
79.3	85.3	91.3	98.3	105.8	113.3	123.3	130.8	140.8	150.8	160.8	173.3	198.3	223.3	253.3	17.00	17.00	1.00
77.7	83.7	89.7	96.7	104.2	111.7	121.7	129.2	139.2	149.2	159.2	171.7	196.7	221.7	251.7	18.00	18.00	1.00
76.2	82.2	88.2	95.2	102.7	110.2	120.2	127.7	137.7	147.7	157.7	170.2	195.2	220.2	250.2	19.00	19.00	1.00
74.6	80.6	86.6	93.6	101.1	108.6	118.6	126.1	136.1	146.1	156.1	168.6	193.6	218.6	248.6	20.00	20.00	1.00
72.7	78.7	84.7	91.7	99.2	106.7	116.7	124.2	134.2	144.2	154.2	166.7	191.7	216.7	246.7	21.20	21.20	1.00
0.98	0.98	0.99	1.00	1.01	1.02	1.03	1.03	1.04	1.05	1.06	1.07	1.09	1.10	1.12			
70.8	76.8	82.8	89.8	97.3	104.8	114.8	122.3	132.3	142.3	152.3	164.8	189.8	214.8	244.8	22.40	22.40	1.00
67.0	73.0	79.0	86.0	93.5	101.0	111.0	118.5	128.5	138.5	148.5	161.0	186.0	211.0	241.0	24.80	24.80	1.00
75.4	81.4	87.4	94.4	101.9	109.4	119.4	126.9	136.9	146.9	156.9	169.4	194.4	219.4	249.4	19.00	20.00	1.05
85.8	91.8	97.8	104.8	112.3	119.8	129.8	137.3	147.3	157.3	167.3	179.8	204.8	229.8	259.8	12.50	13.20	1.06
84.6	90.6	96.6	103.6	111.1	118.6	128.6	136.1	146.1	156.1	166.1	178.6	203.6	228.6	258.6	13.20	14.00	1.06
0.98	0.98	0.99	1.00	1.01	1.02	1.03	1.03	1.04	1.05	1.06	1.07	1.09	1.10	1.12			
80.1	86.1	92.1	99.1	106.6	114.1	124.1	131.6	141.6	151.6	161.6	174.1	199.1	224.1	254.1	16.00	17.00	1.06
78.5	84.5	90.5	97.5	105.0	112.5	122.5	130.0	140.0	150.0	160.0	172.5	197.5	222.5	252.5	17.00	18.00	1.06
76.9	82.9	88.9	95.9	103.4	110.9	120.9	128.4	138.4	148.4	158.4	170.9	195.9	220.9	250.9	18.00	19.00	1.06
73.6	79.6	85.6	92.6	100.1	107.6	117.6	125.1	135.1	145.1	155.1	167.6	192.6	217.6	247.6	20.00	21.20	1.06
71.8	77.8	83.8	90.8	98.3	105.8	115.8	123.3	133.3	143.3	153.3	165.8	190.8	215.8	245.8	21.20	22.40	1.06
0.97	0.98	0.99	1.00	1.01	1.02	1.03	1.03	1.04	1.05	1.06	1.07	1.09	1.10	1.12			
83.2	89.2	95.2	102.2	109.7	117.2	127.2	134.7	144.7	154.7	164.7	177.2	202.2	227.2	257.2	14.00	15.00	1.07
81.7	87.7	93.7	100.7	108.2	115.7	125.7	133.2	143.2	153.2	163.2	175.7	200.7	225.7	255.7	15.00	16.00	1.07
76.1	82.1	88.1	95.1	102.6	110.1	120.1	127.6	137.6	147.6	157.6	170.1	195.1	220.1	250.1	18.00	20.00	1.11
68.9	74.9	80.9	87.9	95.4	102.9	112.9	120.4	130.4	140.4	150.4	162.9	187.9	212.9	242.9	22.40	24.80	1.11
85.2	91.2	97.2	104.2	111.7	119.2	129.2	136.7	146.7	156.7	166.7	179.2	204.2	229.2	259.2	12.50	14.00	1.12
0.97	0.98	0.99	1.00	1.01	1.02	1.03	1.03	1.04	1.05	1.06	1.07	1.09	1.10	1.12			
77.7	83.7	89.7	96.7	104.2	111.7	121.7	129.2	139.2	149.2	159.2	171.7	196.7	221.7	251.7	17.00	19.00	1.12
74.4	80.4	86.4	93.4	100.9	108.4	118.4	125.9	135.9	145.9	155.9	168.4	193.4	218.4	248.4	19.00	21.20	1.12
72.7	78.7	84.7	91.7	99.2	106.7	116.7	124.2	134.2	144.2	154.2	166.7	191.7	216.7	246.7	20.00	22.40	1.12
79.3	85.3	91.3	98.3	105.8	113.3	123.3	130.8	140.8	150.8	160.8	173.3	198.3	223.3	253.3	16.00	18.00	1.13
83.8	89.8	95.8	102.8	110.3	117.8	127.8	135.3	145.3	155.3	165.3	177.8	202.8	227.8	257.8	13.20	15.00	1.14
0.97	0.98	0.99	1.00	1.01	1.01	1.02	1.03	1.04	1.05	1.06	1.07	1.08	1.10	1.12			
82.4	88.4	94.4	101.4	108.9	116.4	126.4	133.9	143.9	153.9	163.9	176.4	201.4	226.4	256.4	14.00	16.00	1.14
80.9	86.9	92.9	99.9	107.4	114.9	124.9	132.4	142.4	152.4	162.4	174.9	199.9	224.9	254.9	15.00	17.00	1.14
69.8	75.8	81.8	88.8	96.3	103.8	113.8	121.3	131.3	141.3	151.3	163.8	188.8	213.8	243.8	21.20	24.80	1.17
76.9	82.9	88.9	95.9	103.4	110.9	120.9	128.4	138.4	148.4	158.4	170.9	195.9	220.9	250.9	17.00	20.00	1.18
75.2	81.2	87.2	94.2	101.7	109.2	119.2	126.7	136.7	146.7	156.7	169.2	194.2	219.2	249.2	18.00	21.20	1.18
0.97	0.98	0.99	1.00	1.01	1.01	1.02	1.03	1.04	1.05	1.06	1.07	1.08	1.10	1.12			
73.5	79.5	85.5	92.5	100.0	107.5	117.5	125.0	135.0	145.0	155.0	167.5	192.5	217.5	247.5	19.00	22.40	1.18
78.5	84.5	90.5	97.5	105.0	112.5	122.5	130.0	140.0	150.0	160.0	172.5	197.5	222.5	252.5	16.00	19.00	1.19
84.4	90.4	96.4	103.4	110.9	118.4	128.4	135.9	145.9	155.9	165.9	178.4	203.4	228.4	258.4	12.50	15.00	1.20
80.1	86.1	92.1	99.1	106.6	114.1	124.1	131.6	141.6	151.6	161.6	174.1	199.1	224.1	254.1	15.00	18.00	1.20
62.9	68.9	74.9	81.9	89.4	96.9	106.9	114.4	124.4	134.4	144.4	156.9	181.9	206.9	236.9	24.80	30.00	1.21
0.97	0.98	0.99	1.00	1.00	1.01	1.02	1.03	1.04	1.05	1.06	1.07	1.08	1.10	1.12			
83.1	89.1	95.1	102.1	109.6	117.1	127.1	134.6	144.6	154.6	164.6	177.1	202.1	227.1	257.1	13.20	16.00	1.22
81.6	87.6	93.6	100.6	108.1	115.6	125.6	133.1	143.1	153.1	163.1	175.6	200.6	225.6	255.6	14.00	17.00	1.22
70.8	76.8	82.8	89.8	97.3	104.8	114.8	122.3	132.3	142.3	152.3	164.8	189.8	214.8	244.8	20.00	24.80	1.24
77.7	83.7	89.7	96.7	104.2	111.7	121.7	129.2	139.2	149.2	159.2	171.7	196.7	221.7	251.7	16.00	20.00	1.25
76.0	82.0	88.0	95.0	102.5	110.0	120.0	127.5	137.5	147.5	157.5	170.0	195.0	220.0	250.0	17.00	21.20	1.25
0.97	0.98	0.99	1.00	1.01	1.01	1.02	1.03	1.04	1.05	1.06	1.07	1.08	1.10	1.12			
74.2	80.2	86.2	93.2	100.7	108.2	118.2	125.7	135.7	145.7	155.7	168.2	193.2	218.2	248.2	18.00	22.40	1.25
79.3	85.3	91.3	98.3	105.8	113.3	123.3	130.8	140.8	150.8	160.8	173.3	198.3	223.3	253.3	15.00	19.00	1.27
83.6	89.6	95.6	102.6	110.1	117.6	127.6	135.1	145.1	155.1	165.1	177.6	202.6	227.6	257.6	12.50	16.00	1.28
82.3	88.3	94.3	101.3	108.8	116.3	126.3	133.8	143.8	153.8	163.8	176.3	201.3	226.3	256.3	13.20	17.00	1.29
80.8	86.8	92.8	99.8	107.3	114.8	124.8	132.3	142.3	152.3	162.3	174.8	199.8	224.8	254.8	14.00	18.00	1.29
0.97	0.98	0.99	0.99	1.00	1.01	1.02	1.03	1.04	1.05	1.06	1.07	1.08	1.10	1.12			

FOR BELT SIZES NOT SHOWN, INTERPOLATE FOR ADDITIONAL CENTER DISTANCE.

8V Stock Drive Selection



V-BELT DRIVES

Speed Ratio	Sheave Combination		DriveN Speeds and HP Per Belt								Nominal Center Distance And Arc-Length Correction Factors						
			1750 RPM DriveR		1160 RPM DriveR		870 RPM DriveR		690 RPM DriveR		8V Belt Length Designation						
	DriveR O.D.	DriveN O.D.	DriveN RPM	HP Per Belt 8V	DriveN RPM	HP Per Belt 8V	DriveN RPM	HP Per Belt 8V	DriveN RPM	HP Per Belt 8V	1000	1180	1320	1400	1600	1800	2000
1.31	19.00	24.80	+	+	887	85.80	665	72.11	527	60.75	—	—	31.5	35.5	45.5	55.5	65.5
1.32	17.00	22.40	+	+	878	75.19	658	62.36	522	52.27	—	27.9	35.0	39.0	49.0	59.0	69.0
1.33	16.00	21.20	+	+	873	69.49	655	57.31	519	47.94	—	29.7	36.7	40.7	50.7	60.7	70.7
1.34	15.00	20.00	+	+	867	63.51	650	52.13	516	43.54	22.4	31.4	38.4	42.4	52.5	62.5	72.5
1.34	22.40	30.00	+	+	+	+	648	87.58	514	74.61	—	—	—	—	38.7	48.7	58.7
ARC-LENGTH CORRECTION FACTOR											0.84	0.87	0.89	0.90	0.92	0.94	0.96
1.36	14.00	19.00	1285	68.97	851	57.32	639	46.87	506	39.10	24.0	33.0	40.0	44.0	54.0	64.0	74.0
1.37	12.50	17.00	1281	58.29	849	47.47	637	38.67	505	32.24	26.7	35.8	42.8	46.8	56.8	66.8	76.8
1.37	13.20	18.00	1278	63.51	847	52.16	635	42.55	504	35.47	25.4	34.4	41.4	45.4	55.4	65.5	75.5
1.38	18.00	24.80	+	+	839	81.01	630	67.58	499	56.77	—	25.2	32.2	36.2	46.3	56.3	66.3
1.41	16.00	22.40	+	+	826	69.89	619	57.62	491	48.19	—	28.7	35.7	39.7	49.7	59.8	69.8
ARC-LENGTH CORRECTION FACTOR											0.84	0.87	0.89	0.90	0.92	0.94	0.96
1.42	15.00	21.20	+	+	818	63.90	613	52.43	486	43.77	—	30.4	37.4	41.5	51.5	61.5	71.5
1.42	21.20	30.00	+	+	817	96.67	613	82.66	486	70.10	—	—	—	29.5	39.5	49.6	59.6
1.43	14.00	20.00	1220	69.45	808	57.64	606	47.11	481	39.29	23.1	32.2	39.2	43.2	53.2	63.2	73.2
1.43	24.80	35.50	+	+	+	+	606	97.64	481	83.99	—	—	—	—	—	42.3	52.4
1.45	12.50	18.00	1209	58.82	802	47.82	601	38.93	477	32.44	25.9	34.9	42.0	46.0	56.0	66.0	76.0
ARC-LENGTH CORRECTION FACTOR											0.84	0.87	0.89	0.90	0.92	0.94	0.96
1.45	13.20	19.00	1210	64.04	802	52.50	602	42.81	477	35.68	24.5	33.6	40.6	44.6	54.6	64.6	74.7
1.46	17.00	24.80	+	+	792	75.86	594	62.86	471	52.67	—	25.9	32.9	37.0	47.0	57.0	67.1
1.50	15.00	22.40	+	+	773	64.18	580	52.64	460	43.94	—	29.4	36.4	40.5	50.5	60.5	70.5
1.51	20.00	30.00	+	+	771	91.56	578	77.47	458	65.42	—	—	—	30.3	40.4	50.5	60.5
1.52	13.20	20.00	1149	64.38	762	52.73	571	42.98	453	35.81	23.7	32.7	39.8	43.8	53.8	63.8	73.8
ARC-LENGTH CORRECTION FACTOR											0.84	0.87	0.89	0.90	0.92	0.94	0.96
1.52	14.00	21.20	1150	69.91	762	57.95	572	47.34	453	39.47	22.1	31.1	38.2	42.2	52.2	62.3	72.3
1.53	12.50	19.00	1145	59.20	759	48.07	569	39.12	451	32.59	25.0	34.1	41.1	45.1	55.2	65.2	75.2
1.56	16.00	24.80	+	+	745	70.39	559	57.99	443	43.48	—	26.6	33.7	37.7	47.8	57.8	67.8
1.59	19.00	30.00	+	+	732	86.89	549	72.93	435	61.40	—	—	—	31.0	41.1	51.2	61.3
1.59	22.40	35.50	+	+	+	+	547	88.27	434	75.15	—	—	—	—	33.9	44.0	54.1
ARC-LENGTH CORRECTION FACTOR											0.83	0.86	0.88	0.89	0.92	0.94	0.95
1.61	12.50	20.00	1087	59.49	721	48.26	540	39.26	429	32.71	24.2	33.3	40.3	44.3	54.3	64.4	74.4
1.61	14.00	22.40	1088	70.24	721	58.17	541	47.50	429	39.60	—	30.1	37.2	41.2	51.2	61.3	71.3
1.62	13.20	21.20	1083	64.74	718	52.97	539	43.16	427	35.95	22.6	31.7	38.8	42.8	52.8	62.9	72.9
1.62	24.80	40.00	+	+	+	+	538	98.05	426	84.32	—	—	—	—	—	38.4	48.5
1.66	15.00	24.80	+	+	698	64.56	523	52.92	415	44.16	—	27.3	34.4	38.4	48.5	58.5	68.6
ARC-LENGTH CORRECTION FACTOR											0.83	0.86	0.88	0.89	0.92	0.94	0.95
1.67	18.00	30.00	+	+	693	81.86	520	68.22	412	57.27	—	—	27.7	31.7	41.9	52.0	62.0
1.68	21.20	35.50	+	+	690	97.36	518	83.18	410	70.51	—	—	—	—	34.7	44.9	55.0
1.71	12.50	21.20	1025	59.75	679	48.44	510	39.40	404	32.81	23.1	32.2	39.3	43.3	53.4	63.4	73.4
1.71	13.20	22.40	1025	64.98	679	53.13	509	43.27	404	36.05	21.5	30.7	37.8	41.8	51.8	61.9	71.9
1.77	17.00	30.00	+	+	654	76.52	490	63.36	389	53.07	—	—	28.3	32.4	42.6	52.7	62.7
ARC-LENGTH CORRECTION FACTOR											0.82	0.86	0.88	0.89	0.91	0.93	0.95
1.78	14.00	24.80	982	70.65	651	58.44	488	47.71	387	39.76	—	28.0	35.1	39.2	49.2	59.3	69.3
1.78	20.00	35.50	+	+	651	92.08	488	77.86	387	65.73	—	—	—	—	35.6	45.8	55.9
1.79	22.40	40.00	+	+	+	+	485	88.51	385	75.35	—	—	—	—	—	40.0	50.2
1.80	12.50	22.40	970	59.93	643	48.56	482	39.48	382	32.88	22.0	31.2	38.3	42.3	52.4	62.4	72.4
1.80	24.80	44.50	+	+	+	+	483	98.26	383	84.48	—	—	—	—	—	—	44.5
ARC-LENGTH CORRECTION FACTOR											0.81	0.85	0.87	0.89	0.91	0.93	0.95
1.88	19.00	35.50	+	+	618	87.31	463	73.25	367	61.65	—	—	—	—	36.3	46.5	56.6
1.89	13.20	24.80	925	65.29	613	53.34	460	43.43	365	36.17	—	28.6	35.7	39.7	49.8	59.9	69.9
1.89	16.00	30.00	+	+	615	70.89	461	58.36	366	48.78	—	—	29.0	33.1	43.3	53.4	63.5
1.90	21.20	40.00	+	+	612	97.63	459	83.38	364	70.67	—	—	—	—	—	40.9	51.1
1.98	18.00	35.50	+	+	585	82.21	439	68.48	348	57.48	—	—	—	—	36.9	47.2	57.3
ARC-LENGTH CORRECTION FACTOR											0.0	0.84	0.87	0.88	0.91	0.93	0.95
2.00	12.50	24.80	875	60.20	580	48.74	435	39.62	345	32.99	—	29.1	36.2	40.2	50.3	60.4	70.4
2.00	22.40	44.50	+	+	+	+	436	88.66	346	75.46	—	—	—	—	—	—	46.1
2.01	15.00	30.00	+	+	576	64.94	432	53.21	343	44.39	—	—	29.7	33.8	44.0	54.1	64.2
2.01	20.00	40.00	+	+	577	92.29	433	78.01	343	65.85	—	—	—	—	—	41.7	51.9
2.10	17.00	35.50	+	+	552	76.80	414	63.57	328	53.23	—	—	—	—	37.6	47.9	58.0
ARC-LENGTH CORRECTION FACTOR											0.0	0.84	0.86	0.88	0.90	0.93	0.94

8V = STANDARD V-BELT

+ IF RIM SPEED EXCEEDS 6500 FEET PER MINUTE, CONSULT *Martin*.



Stock Drive 8V Selection

V-BELT DRIVES

Nominal Center Distances And Arc-Length Correction Factor															Sheave Combination		Speed Ratio
8V Belt Length Designation															DriveR OD	DriveN OD	
2120	2240	2360	2500	2650	2800	3000	3150	3350	3550	3750	4000	4500	5000	5600			
71.5	77.5	83.5	90.6	98.1	105.6	115.6	123.1	133.1	143.1	153.1	165.6	190.6	215.6	245.6	19.00	24.80	1.31
75.0	81.0	87.0	94.0	101.5	109.0	119.0	126.5	136.5	146.5	156.5	169.0	194.0	219.0	249.0	17.00	22.40	1.32
76.7	82.7	88.7	95.7	103.3	110.8	120.8	128.3	138.3	148.3	158.3	170.8	195.8	220.8	250.8	16.00	21.20	1.33
78.5	84.5	90.5	97.5	105.0	112.5	122.5	130.0	140.0	150.0	160.0	172.5	197.5	222.5	252.5	15.00	20.00	1.34
64.7	70.7	76.8	83.8	91.3	98.8	108.8	116.3	126.3	136.3	146.3	158.8	183.8	208.8	238.8	22.40	30.00	1.34
0.97	0.98	0.98	0.99	1.00	1.01	1.02	1.03	1.04	1.05	1.06	1.06	1.08	1.10	1.11			
80.0	86.0	92.0	99.1	106.6	114.1	124.1	131.6	141.6	151.6	161.6	174.1	199.1	224.1	254.1	14.00	19.00	1.36
82.8	88.8	94.8	101.8	109.3	116.8	126.8	134.3	144.3	154.3	164.3	176.8	201.8	226.8	256.8	12.50	17.00	1.37
81.5	87.5	93.5	100.5	108.0	115.5	125.5	133.0	143.0	153.0	163.0	175.5	200.5	225.5	255.5	13.20	18.00	1.37
72.3	78.3	84.3	91.3	98.8	106.3	116.3	123.8	133.8	143.8	153.8	166.4	191.4	216.4	246.4	18.00	24.80	1.38
75.8	81.8	87.8	94.8	102.3	109.8	119.8	127.3	137.3	147.3	157.3	169.8	194.8	219.8	249.8	16.00	22.40	1.41
0.97	0.98	0.98	0.99	1.00	1.01	1.02	1.03	1.04	1.05	1.06	1.06	1.08	1.10	1.11			
77.5	83.5	89.5	96.5	104.0	111.5	121.5	129.0	139.0	149.0	159.0	171.5	196.5	221.5	251.5	15.00	21.20	1.42
65.6	71.7	77.7	84.7	92.2	99.7	109.7	117.2	127.2	137.2	147.2	159.7	184.7	209.7	239.7	21.20	30.00	1.42
79.2	85.2	91.2	98.3	105.8	113.3	123.3	130.8	140.8	150.8	160.8	173.3	198.3	223.3	253.3	14.00	20.00	1.43
58.4	64.4	70.4	77.5	85.0	92.5	102.5	110.0	120.0	130.0	140.0	152.5	177.6	202.6	232.6	24.80	35.50	1.43
82.0	88.0	94.0	101.0	108.5	116.0	126.0	133.5	143.5	153.5	163.5	176.0	201.0	226.0	256.0	12.50	18.00	1.45
0.97	0.98	0.98	0.99	1.00	1.01	1.02	1.03	1.04	1.05	1.05	1.06	1.08	1.10	1.11			
80.7	86.7	92.7	99.7	107.2	114.7	124.7	132.2	142.2	152.2	162.2	174.7	199.7	224.7	254.7	13.20	19.00	1.45
73.1	79.1	85.1	92.1	99.6	107.1	117.1	124.6	134.6	144.6	154.6	167.1	192.1	217.1	247.1	17.00	24.80	1.46
76.5	82.5	88.5	95.6	103.1	110.6	120.6	128.1	138.1	148.1	158.1	170.6	195.6	220.6	250.6	15.00	22.40	1.50
66.5	72.6	78.6	85.6	93.1	100.6	110.6	118.1	128.1	138.1	148.1	160.7	185.7	210.7	240.7	20.00	30.00	1.51
79.9	85.9	91.9	98.9	106.4	113.9	123.9	131.4	141.4	151.4	161.4	173.9	198.9	223.9	253.9	13.20	20.00	1.52
0.97	0.98	0.98	0.99	1.00	1.01	1.02	1.03	1.04	1.05	1.05	1.06	1.08	1.10	1.11			
78.3	84.3	90.3	97.3	104.8	112.3	122.3	129.8	139.8	149.8	159.8	172.3	197.3	222.3	252.3	14.00	21.20	1.52
81.2	87.2	93.2	100.2	107.7	115.2	125.2	132.7	142.7	152.7	162.7	175.2	200.2	225.2	255.2	12.50	19.00	1.53
73.8	79.8	85.8	92.9	100.4	107.9	117.9	125.4	135.4	145.4	155.4	167.9	192.9	217.9	247.9	16.00	24.80	1.56
67.3	73.3	79.3	86.3	93.9	101.4	111.4	118.9	128.9	138.9	148.9	161.4	186.4	211.4	241.5	19.00	30.00	1.59
60.2	66.2	72.2	79.3	86.8	94.3	104.3	111.8	121.8	131.9	141.9	154.4	179.4	204.4	234.4	22.40	35.50	1.59
0.96	0.97	0.98	0.99	1.00	1.01	1.02	1.03	1.04	1.04	1.05	1.06	1.08	1.10	1.11			
80.4	86.4	92.4	99.4	106.9	114.4	124.4	131.9	141.9	151.9	161.9	174.4	199.4	224.4	254.4	12.50	20.00	1.61
77.3	83.3	89.3	96.3	103.8	111.3	121.3	128.8	138.8	148.8	158.8	171.4	196.4	221.4	251.4	14.00	22.40	1.61
78.9	84.9	90.9	97.9	105.4	112.9	122.9	130.4	140.4	150.4	160.4	172.9	197.9	222.9	252.9	13.20	21.20	1.62
54.6	60.6	66.7	73.7	81.3	88.8	98.8	106.3	116.4	126.4	136.4	148.9	173.9	199.0	229.0	24.80	40.00	1.62
74.6	80.6	86.6	93.6	101.1	108.6	118.6	126.1	136.2	146.2	156.2	168.7	193.7	218.7	248.7	15.00	24.80	1.66
0.96	0.97	0.98	0.99	1.00	1.01	1.02	1.03	1.04	1.04	1.05	1.06	1.08	1.10	1.11			
68.0	74.1	80.1	87.1	94.6	102.1	112.1	119.7	129.7	139.7	149.7	162.2	187.2	212.2	242.2	18.00	30.00	1.67
61.0	67.1	73.1	80.1	87.7	95.2	105.2	112.7	122.8	132.8	142.8	155.3	180.3	205.3	235.4	21.20	35.50	1.68
79.4	85.4	91.4	98.4	105.9	113.4	123.5	131.0	141.0	151.0	161.0	173.5	198.5	223.5	253.5	12.50	21.20	1.71
77.9	83.9	89.9	96.9	104.4	111.9	122.0	129.5	139.5	149.5	159.5	172.0	197.0	222.0	252.0	13.20	22.40	1.71
68.8	74.8	80.8	87.8	95.4	102.9	112.9	120.4	130.4	140.4	150.4	163.0	188.0	213.0	243.0	17.00	30.00	1.77
0.96	0.97	0.98	0.99	1.00	1.01	1.02	1.02	1.03	1.04	1.05	1.06	1.08	1.10	1.11			
75.3	81.3	87.4	94.4	101.9	109.4	119.4	126.9	136.9	146.9	156.9	169.4	194.4	219.4	249.5	14.00	24.80	1.78
61.9	68.0	74.0	81.0	88.6	96.1	106.1	113.6	123.7	133.7	143.7	156.2	181.2	206.3	236.3	20.00	35.50	1.78
56.3	62.4	68.4	75.5	83.0	90.6	100.6	108.1	118.2	128.2	138.2	150.7	175.7	200.8	230.8	22.40	40.00	1.79
78.4	84.4	90.5	97.5	105.0	112.5	122.5	130.0	140.0	150.0	160.0	172.5	197.5	222.5	252.5	12.50	22.40	1.80
50.6	56.7	62.8	69.9	77.4	85.0	95.1	102.6	112.6	122.7	132.7	145.2	170.3	195.3	225.4	24.80	44.50	1.80
0.96	0.97	0.98	0.99	1.00	1.00	1.02	1.02	1.03	1.04	1.05	1.06	1.08	1.09	1.11			
62.7	68.7	74.7	81.8	89.3	96.8	106.9	114.4	124.4	134.4	144.5	157.0	182.0	207.0	237.1	19.00	35.50	1.88
75.9	81.9	88.0	95.0	102.5	110.0	120.0	127.5	137.5	147.5	157.5	170.1	195.1	220.1	250.1	13.20	24.80	1.89
69.5	75.5	81.6	88.6	96.1	103.6	113.7	121.2	131.2	141.2	151.2	163.7	188.7	213.8	243.8	16.00	30.00	1.89
57.2	63.2	69.3	76.4	83.9	91.5	101.5	109.0	119.1	129.1	139.1	151.6	176.7	201.7	231.7	21.20	40.00	1.90
63.4	69.4	75.5	82.5	90.1	97.6	107.6	115.1	125.2	135.2	145.2	157.7	182.8	207.8	237.8	18.00	35.50	1.98
0.96	0.97	0.97	0.98	0.99	1.00	1.01	1.02	1.03	1.04	1.05	1.06	1.08	1.09	1.11			
76.5	82.5	88.5	95.5	103.0	110.5	120.5	128.1	138.1	148.1	158.1	170.6	195.6	220.6	250.6	12.50	24.80	2.00
52.3	58.4	64.5	71.6	79.2	86.8	96.8	104.4	114.4	124.5	134.5	147.0	172.1	197.1	227.2	22.40	44.50	2.00
70.3	76.3	82.3	89.3	96.9	104.4	114.4	121.9	131.9	142.0	152.0	164.5	189.5	214.5	244.5	15.00	30.00	2.01
58.0	64.1	70.2	77.2	84.8	92.3	102.4	109.9	120.0	130.0	140.0	152.5	177.6	202.6	232.7	20.00	40.00	2.01
64.1	70.2	76.2	83.3	90.8	98.3	108.4	115.9	125.9	136.0	146.0	158.5	183.5	208.6	238.6	17.00	35.50	2.10
0.96	0.96	0.97	0.98	0.99	1.00	1.01	1.02	1.03	1.04	1.05	1.06	1.08	1.09	1.11			

FOR BELT SIZES NOT SHOWN, INTERPOLATE FOR ADDITIONAL CENTER DISTANCE.

8V Stock Drive Selection



V-BELT DRIVES

Speed Ratio	Sheave Combination		DriveN Speeds and HP Per Belt								Nominal Center Distance And Arc-Length Correction Factors						
			1750 RPM DriveR		1160 RPM DriveR		870 RPM DriveR		690 RPM DriveR		8V Belt Length Designation						
	DriveR O.D.	DriveN O.D.	DriveN RPM	HP Per Belt 8V	DriveN RPM	HP Per Belt 8V	DriveN RPM	HP Per Belt 8V	DriveN RPM	HP Per Belt 8V	1000	1180	1320	1400	1600	1800	2000
2.11	21.20	44.50	+	+	550	97.77	412	83.49	327	70.75	—	—	—	—	—	36.5	47.0
2.12	19.00	40.00	+	+	548	87.48	411	73.37	326	61.75	—	—	—	—	—	42.4	52.6
2.15	24.80	53.00	+	+	+	+	405	98.46	321	84.64	—	—	—	—	—	—	—
2.16	14.00	30.00	810	71.09	537	58.73	403	47.93	320	39.93	—	—	30.4	34.5	44.7	54.9	64.9
2.23	16.00	35.50	+	+	519	71.10	389	58.52	309	48.90	—	—	—	—	38.3	48.6	58.7
ARC-LENGTH CORRECTION FACTOR											0.0	0.0	0.84	0.85	0.89	0.91	0.93
2.24	18.00	40.00	+	+	519	82.35	389	68.58	309	57.56	—	—	—	—	—	43.0	53.3
2.24	20.00	44.50	+	+	518	92.41	389	78.10	308	65.93	—	—	—	—	—	37.3	47.8
2.29	13.20	30.00	763	65.64	506	53.57	380	43.61	301	36.31	—	—	30.9	35.1	45.3	55.4	65.5
2.36	19.00	44.50	+	+	492	87.58	369	73.45	293	61.81	—	—	—	—	—	38.0	48.4
2.37	17.00	40.00	+	+	490	76.91	367	63.65	291	53.30	—	—	—	—	33.2	43.7	54.0
ARC-LENGTH CORRECTION FACTOR											0.0	0.0	0.83	0.85	0.89	0.91	0.93
2.38	22.40	53.00	+	+	+	+	365	88.79	290	75.57	—	—	—	—	—	—	—
2.39	15.00	35.50	+	+	486	65.11	365	53.34	289	44.49	—	—	—	—	39.0	49.3	59.5
2.42	12.50	30.00	722	60.49	479	48.92	359	39.76	285	33.10	—	—	31.4	35.5	45.8	55.9	66.0
2.49	18.00	44.50	+	+	466	82.43	350	68.64	277	57.61	—	—	—	—	—	38.6	49.1
2.51	21.20	53.00	+	+	461	97.92	346	83.60	274	70.84	—	—	—	—	—	—	—
ARC-LENGTH CORRECTION FACTOR											0.0	0.0	0.83	0.85	0.88	0.91	0.93
2.52	16.00	40.00	+	+	461	71.19	345	58.59	274	48.95	—	—	—	—	33.9	44.4	54.7
2.55	24.80	63.00	+	+	+	+	341	98.56	270	84.72	—	—	—	—	—	—	—
2.56	14.00	35.50	684	71.29	453	58.86	340	48.02	270	40.01	—	—	29.1	39.7	50.0	60.2	70.4
2.64	17.00	44.50	+	+	440	76.98	330	63.70	262	53.34	—	—	—	—	—	39.3	49.8
2.67	20.00	53.00	+	+	435	92.53	326	78.19	259	66.00	—	—	—	—	—	—	—
ARC-LENGTH CORRECTION FACTOR											0.0	0.0	0.0	0.81	0.86	0.89	0.92
2.69	15.00	40.00	+	+	431	65.18	324	53.39	257	44.54	—	—	—	—	34.5	45.1	55.4
2.72	13.20	35.50	644	65.81	427	53.68	320	43.69	254	36.37	—	—	29.7	40.2	50.5	60.7	70.9
2.80	16.00	44.50	+	+	414	71.24	310	58.63	246	48.99	—	—	—	—	39.9	50.5	60.7
2.81	19.00	53.00	+	+	413	87.68	310	73.52	246	61.87	—	—	—	—	—	—	39.8
2.83	22.40	63.00	+	+	+	+	308	88.86	244	75.62	—	—	—	—	—	—	—
ARC-LENGTH CORRECTION FACTOR											0.0	0.0	0.0	0.80	0.86	0.89	0.92
2.87	12.50	35.50	610	60.62	404	49.01	303	39.83	240	33.15	—	—	—	30.1	40.7	51.0	61.2
2.88	14.00	40.00	607	71.37	402	58.92	302	48.07	239	40.05	—	—	—	—	35.2	45.7	56.1
2.88	24.80	71.00	+	+	+	+	302	98.60	240	84.75	—	—	—	—	—	—	—
2.97	18.00	53.00	+	+	391	82.51	293	68.71	233	57.66	—	—	—	—	—	—	40.5
2.99	15.00	44.50	+	+	388	65.23	291	53.42	231	44.56	—	—	—	—	—	40.6	51.1
ARC-LENGTH CORRECTION FACTOR											0.0	0.0	0.0	0.80	0.86	0.89	0.92
2.99	21.20	63.00	+	+	388	98.00	291	83.66	231	70.89	—	—	—	—	—	—	—
3.06	13.20	40.00	572	65.88	379	53.72	284	43.72	225	36.40	—	—	—	—	35.7	46.3	56.6
3.14	17.00	53.00	+	+	369	77.05	277	63.75	220	53.38	—	—	—	—	—	—	41.1
3.17	20.00	63.00	+	+	366	92.59	274	78.24	218	66.03	—	—	—	—	—	—	—
3.19	22.40	71.00	+	+	+	+	273	88.89	216	75.65	—	—	—	—	—	—	—
ARC-LENGTH CORRECTION FACTOR											0.0	0.0	0.0	0.0	0.82	0.87	0.90
3.21	14.00	44.50	545	71.43	361	58.95	271	48.09	215	40.07	—	—	—	—	—	41.2	51.8
3.24	12.50	40.00	541	60.68	358	49.05	269	39.86	213	33.18	—	—	—	—	36.2	46.7	57.1
3.34	16.00	53.00	+	+	347	71.30	260	58.67	206	49.02	—	—	—	—	—	—	41.7
3.34	19.00	63.00	+	+	347	87.73	260	73.56	207	61.90	—	—	—	—	—	—	—
3.37	21.20	71.00	+	+	344	98.04	258	83.69	205	70.91	—	—	—	—	—	—	—
ARC-LENGTH CORRECTION FACTOR											0.0	0.0	0.0	0.0	0.82	0.87	0.90
3.41	13.20	44.50	514	65.92	340	53.76	255	43.74	202	36.42	—	—	—	—	—	41.7	52.3
3.53	18.00	63.00	+	+	329	82.56	247	68.74	196	57.69	—	—	—	—	—	—	—
3.57	15.00	53.00	+	+	325	65.28	244	53.46	193	44.59	—	—	—	—	—	—	42.3
3.58	20.00	71.00	+	+	324	92.63	243	78.26	193	66.05	—	—	—	—	—	—	—
3.60	12.50	44.50	486	60.72	322	49.08	242	39.88	192	33.19	—	—	—	—	—	42.2	52.8
ARC-LENGTH CORRECTION FACTOR											0.0	0.0	0.0	0.0	0.0	0.84	0.88

8V = STANDARD V-BELT

+ IF RIM SPEED EXCEEDS 6500 FEET PER MINUTE, CONSULT *Martin*.



Stock Drive 8V Selection

Nominal Center Distances And Arc-Length Correction Factor															Sheave Combination		Speed Ratio
8V Belt Length Designation															DriveR OD	DriveN OD	
2120	2240	2360	2500	2650	2800	3000	3150	3350	3550	3750	4000	4500	5000	5600			
53.1	59.3	65.4	72.5	80.1	87.6	97.7	105.3	115.3	125.4	135.4	147.9	173.0	198.1	228.1	21.20	44.50	2.11
58.7	64.8	70.9	78.0	85.5	93.1	103.1	110.7	120.7	130.7	140.8	153.3	178.4	203.4	233.4	19.00	40.00	2.12
42.6	48.9	55.1	62.3	70.0	77.6	87.8	95.4	105.5	115.5	125.6	138.2	163.3	188.4	218.4	24.80	53.00	2.15
71.0	77.0	83.1	90.1	97.6	105.1	115.2	122.7	132.7	142.7	152.7	165.2	190.3	215.3	245.3	14.00	30.00	2.16
64.8	70.9	76.9	84.0	91.5	99.1	109.1	116.6	126.7	136.7	146.7	159.3	184.3	209.3	239.4	16.00	35.50	2.23
0.95	0.96	0.97	0.98	0.99	1.00	1.01	1.02	1.03	1.04	1.04	1.06	1.07	1.09	1.11			
59.4	65.5	71.6	78.7	86.2	93.8	103.9	111.4	121.4	131.5	141.5	154.1	179.1	204.2	234.2	18.00	40.00	2.24
54.0	60.1	66.2	73.3	80.9	88.5	98.6	106.1	116.2	126.2	136.3	148.8	173.9	199.0	229.0	20.00	44.50	2.24
71.6	77.6	83.6	90.7	98.2	105.7	115.8	123.3	133.3	143.3	153.3	165.9	190.9	215.9	245.9	13.20	30.00	2.29
54.6	60.8	66.9	74.0	81.6	89.2	99.3	106.9	116.9	127.0	137.0	149.6	174.7	199.7	229.8	19.00	44.50	2.36
60.1	66.2	72.3	79.4	87.0	94.5	104.6	112.1	122.2	132.2	142.3	154.8	179.9	204.9	235.0	17.00	40.00	2.37
0.94	0.96	0.96	0.98	0.99	1.00	1.01	1.02	1.03	1.04	1.04	1.06	1.07	1.09	1.11			
44.1	50.5	56.7	64.0	71.6	79.3	89.5	97.1	107.2	117.3	127.4	139.9	165.1	190.2	220.2	22.40	53.00	2.38
65.5	71.6	77.7	84.7	92.3	99.8	109.9	117.4	127.4	137.5	147.5	160.0	185.1	210.1	240.1	15.00	35.50	2.39
72.1	78.1	84.2	91.2	98.7	106.3	116.3	123.8	133.8	143.9	153.9	166.4	191.4	216.4	246.5	12.50	30.00	2.42
55.3	61.5	67.6	74.7	82.3	89.9	100.0	107.6	117.7	127.7	137.8	150.3	175.4	200.5	230.5	18.00	44.50	2.49
44.9	51.3	57.5	64.8	72.5	80.1	90.3	97.9	108.1	118.2	128.2	140.8	166.0	191.1	221.2	21.20	53.00	2.51
0.94	0.95	0.96	0.97	0.98	0.99	1.01	1.01	1.02	1.03	1.04	1.05	1.07	1.09	1.11			
60.8	66.9	73.0	80.1	87.7	95.3	105.3	112.9	122.9	133.0	143.0	155.6	180.6	205.7	235.7	16.00	40.00	2.52
—	—	—	52.6	60.5	68.4	78.7	86.4	96.7	106.8	117.0	129.6	154.9	180.0	210.2	24.80	63.00	2.55
66.3	72.3	78.4	85.4	93.0	100.5	110.6	118.1	128.2	138.2	148.2	160.8	185.8	210.8	240.9	14.00	35.50	2.56
56.0	62.2	68.3	75.4	83.1	90.7	100.8	108.3	118.4	128.5	138.5	151.1	176.2	201.2	231.3	17.00	44.50	2.64
45.7	52.1	58.3	65.6	73.3	81.0	91.2	98.8	108.9	119.0	129.1	141.7	166.9	192.0	222.1	20.00	53.00	2.67
0.93	0.94	0.95	0.97	0.98	0.99	1.00	1.01	1.02	1.03	1.04	1.05	1.07	1.09	1.10			
61.5	67.6	73.7	80.8	88.4	96.0	106.1	113.6	123.7	133.7	143.8	156.3	181.4	206.4	236.5	15.00	40.00	2.69
66.8	72.9	79.0	86.0	93.6	101.1	111.2	118.7	128.8	138.8	148.8	161.4	186.4	211.5	241.5	13.20	35.50	2.72
56.7	62.9	69.0	76.2	83.8	91.4	101.5	109.1	119.1	129.2	139.3	151.8	176.9	202.0	232.0	16.00	44.50	2.80
46.3	52.7	59.0	66.3	74.0	81.7	91.9	99.5	109.6	119.7	129.8	142.4	167.6	192.7	222.8	19.00	53.00	2.81
—	—	46.5	54.1	62.1	70.0	80.4	88.1	98.3	108.5	118.7	131.4	156.6	181.8	212.0	22.40	63.00	2.83
0.93	0.94	0.95	0.96	0.98	0.99	1.00	1.01	1.02	1.03	1.04	1.05	1.07	1.09	1.10			
67.3	73.4	79.5	86.5	94.1	101.7	111.7	119.2	129.3	139.3	149.4	161.9	186.9	212.0	242.0	12.50	35.50	2.87
62.2	68.4	74.5	81.6	89.1	96.7	106.8	114.3	124.4	134.5	144.5	157.1	182.1	207.2	237.2	14.00	40.00	2.88
—	—	—	52.1	60.3	71.0	78.9	89.3	99.6	109.8	122.6	148.0	173.2	203.4	248.0	24.80	71.00	2.88
47.0	53.4	59.7	66.9	74.7	82.4	92.6	100.2	110.3	120.5	130.6	143.2	168.3	193.4	223.6	18.00	53.00	2.97
57.4	63.6	69.7	76.9	84.5	92.1	102.2	109.8	119.9	129.9	140.0	152.6	177.7	202.7	232.8	15.00	44.50	2.99
0.93	0.94	0.95	0.96	0.97	0.99	1.00	1.01	1.02	1.03	1.04	1.05	1.07	1.09	1.10			
—	—	47.2	54.9	62.9	70.8	81.2	88.9	99.2	109.4	119.5	132.2	157.5	182.7	212.8	21.20	63.00	2.99
62.8	68.9	75.0	82.1	89.7	97.3	107.4	114.9	125.0	135.1	145.1	157.6	182.7	207.8	237.8	13.20	40.00	3.06
47.6	54.0	60.3	67.6	75.4	83.1	93.3	100.9	111.1	121.2	131.3	143.9	169.1	194.2	224.3	17.00	53.00	3.14
—	—	48.0	55.7	63.7	71.6	82.0	89.7	100.0	110.2	120.4	133.1	158.4	183.6	213.7	20.00	63.00	3.17
—	—	—	53.6	61.9	72.6	80.5	90.9	101.2	111.5	124.3	149.7	175.0	205.2	224.0	22.40	71.00	3.19
0.92	0.93	0.94	0.95	0.97	0.98	0.99	1.00	1.01	1.02	1.03	1.04	1.06	1.08	1.10			
58.1	64.2	70.4	77.6	85.2	92.8	102.9	110.5	120.6	130.7	140.7	153.3	178.4	203.5	233.6	14.00	44.50	3.21
63.3	69.4	75.5	82.6	90.2	97.8	107.9	115.4	125.5	135.6	145.6	158.2	183.3	208.3	238.4	12.50	40.00	3.24
48.3	54.7	61.0	68.3	76.1	83.8	94.0	101.6	111.8	121.9	132.0	144.6	169.8	194.9	225.0	16.00	53.00	3.34
—	—	48.6	56.3	64.3	72.2	82.7	90.4	100.7	110.9	121.1	133.8	159.1	184.3	214.5	19.00	63.00	3.34
—	—	—	54.4	62.6	73.4	81.3	91.7	102.0	112.3	125.1	150.5	175.8	206.1	212.0	21.20	71.00	3.37
0.91	0.93	0.94	0.95	0.97	0.98	0.99	1.00	1.01	1.02	1.03	1.04	1.06	1.08	1.10			
58.6	64.8	71.0	78.1	85.8	93.4	103.5	111.1	121.2	131.2	141.3	153.9	179.0	204.1	234.2	13.20	44.50	3.41
—	—	49.2	56.9	65.0	72.9	83.3	91.1	101.4	111.6	121.8	134.5	159.8	185.0	215.2	18.00	63.00	3.53
48.9	55.3	61.7	69.0	76.7	84.5	94.7	102.3	112.5	122.6	132.7	145.4	170.5	195.7	225.8	15.00	53.00	3.57
—	—	—	55.1	63.4	74.1	82.1	92.5	102.9	113.2	125.9	151.4	176.7	207.0	207.0	20.00	71.00	3.58
59.1	65.3	71.4	78.6	86.2	93.9	104.0	111.6	121.7	131.8	141.8	154.4	179.5	204.6	234.7	12.50	44.50	3.60
0.90	0.91	0.93	0.94	0.96	0.97	0.98	0.99	1.01	1.02	1.03	1.04	1.06	1.08	1.10			

FOR BELT SIZES NOT SHOWN, INTERPOLATE FOR ADDITIONAL CENTER DISTANCE.

V-BELT DRIVES

8V Stock Drive Selection



V-BELT DRIVES

Speed Ratio	Sheave Combination		DriveN Speeds and HP Per Belt								Nominal Center Distance And Arc-Length Correction Factors							
			1750 RPM DriveR		1160 RPM DriveR		870 RPM DriveR		690 RPM DriveR		8V Belt Length Designation							
	DriveR O.D.	DriveN O.D.	DriveN RPM	HP Per Belt 8V	DriveN RPM	HP Per Belt 8V	DriveN RPM	HP Per Belt 8V	DriveN RPM	HP Per Belt 8V	1000	1180	1320	1400	1600	1800	2000	
3.74	17.00	63.00	—	—	310	77.09	233	63.79	185	53.40	—	—	—	—	—	—	—	
3.77	19.00	71.00	—	—	308	87.76	231	73.58	183	61.92	—	—	—	—	—	—	—	
3.83	14.00	53.00	457	71.49	303	58.99	227	48.12	180	40.09	—	—	—	—	—	—	43.0	
3.85	24.80	95.00	—	—	—	—	226	98.66	179	84.80	—	—	—	—	—	—	—	
3.97	16.00	63.00	—	—	292	71.33	219	58.70	174	49.04	—	—	—	—	—	—	—	
ARC-LENGTH CORRECTION FACTOR											0.0	0.0	0.0	0.0	0.0	0.0	0.0	0.82
3.98	18.00	71.00	—	—	292	82.58	219	68.76	173	57.70	—	—	—	—	—	—	—	
4.06	13.20	53.00	431	65.97	286	53.79	214	43.77	170	36.44	—	—	—	—	—	—	43.4	
4.21	17.00	71.00	—	—	275	77.11	206	63.80	164	53.41	—	—	—	—	—	—	—	
4.24	15.00	63.00	—	—	273	65.31	205	53.48	163	44.61	—	—	—	—	—	—	—	
4.27	22.40	95.00	—	—	—	—	204	88.93	162	75.68	—	—	—	—	—	—	—	
ARC-LENGTH CORRECTION FACTOR											0.0	0.0	0.0	0.0	0.0	0.0	0.0	0.82
4.29	12.50	53.00	408	60.76	270	49.11	203	39.90	161	33.21	—	—	—	—	—	—	43.9	
4.48	16.00	71.00	—	—	259	71.35	194	58.71	154	49.05	—	—	—	—	—	—	—	
4.51	21.20	95.00	—	—	257	98.09	193	83.72	153	70.94	—	—	—	—	—	—	—	
4.55	14.00	63.00	385	71.53	255	59.02	191	48.14	152	40.11	—	—	—	—	—	—	—	
4.78	15.00	71.00	—	—	242	65.32	182	53.49	144	44.62	—	—	—	—	—	—	—	
ARC-LENGTH CORRECTION FACTOR											0.0	0.0	0.0	0.0	0.0	0.0	0.0	0.81
4.79	20.00	95.00	+	+	242	92.67	182	78.30	144	66.08	—	—	—	—	—	—	—	
4.83	13.20	63.00	362	66.01	240	53.81	180	43.79	143	36.45	—	—	—	—	—	—	—	
5.04	19.00	95.00	+	+	230	87.80	173	73.61	137	61.94	—	—	—	—	—	—	—	
5.11	12.50	63.00	343	60.79	227	49.13	170	39.91	135	33.22	—	—	—	—	—	—	—	
5.13	14.00	71.00	341	71.54	226	59.03	170	48.15	134	40.11	—	—	—	—	—	—	—	
ARC-LENGTH CORRECTION FACTOR											0.0	0.0	0.0	0.0	0.0	0.0	0.0	0.0
5.33	18.00	95.00	+	+	218	82.62	163	68.79	130	57.72	—	—	—	—	—	—	—	
5.45	13.20	71.00	321	66.02	213	53.82	160	43.79	127	36.46	—	—	—	—	—	—	—	
5.64	17.00	95.00	+	+	206	77.14	154	63.82	122	53.43	—	—	—	—	—	—	—	
5.76	12.50	71.00	304	60.81	202	49.14	151	39.92	120	33.23	—	—	—	—	—	—	—	
6.00	16.00	95.00	+	+	193	71.38	145	58.73	115	49.07	—	—	—	—	—	—	—	
ARC-LENGTH CORRECTION FACTOR											0.0	0.0	0.0	0.0	0.0	0.0	0.0	0.0
6.41	15.00	95.00	+	+	181	65.34	136	53.51	108	44.63	—	—	—	—	—	—	—	
6.87	14.00	95.00	255	71.57	169	59.05	127	48.17	100	40.12	—	—	—	—	—	—	—	
7.29	13.20	95.00	240	66.05	159	53.84	119	43.81	95	36.47	—	—	—	—	—	—	—	
7.71	12.50	95.00	227	60.83	151	49.15	113	39.93	90	33.24	—	—	—	—	—	—	—	
ARC-LENGTH CORRECTION FACTOR											0.0	0.0	0.0	0.0	0.0	0.0	0.0	0.0

8V = STANDARD V-BELT

+ IF RIM SPEED EXCEEDS 6500 FEET PER MINUTE, CONSULT *Martin*.



Stock Drive 8V Selection

Nominal Center Distances And Arc-Length Correction Factor															Sheave Combination		Speed Ratio
8V Belt Length Designation															DriveR OD	DriveN OD	
2120	2240	2360	2500	2650	2800	3000	3150	3350	3550	3750	4000	4500	5000	5600			
—	—	49.9	57.6	65.6	73.6	84.0	91.8	102.1	112.3	122.5	135.2	160.5	185.7	215.9	17.00	63.00	3.74
—	—	—	—	55.8	64.0	74.8	82.7	93.2	103.6	113.8	126.6	152.1	177.4	207.7	19.00	71.00	3.77
49.5	56.0	62.3	69.6	77.4	85.1	95.4	103.0	113.2	123.3	133.5	146.1	171.3	196.4	226.5	14.00	53.00	3.83
—	—	—	—	—	—	—	—	—	75.2	86.3	99.7	126.0	151.9	182.5	24.80	95.00	3.85
—	43.6	50.5	58.2	66.3	74.2	84.7	92.5	102.8	113.0	123.2	135.9	161.2	186.5	216.7	16.00	63.00	3.97
0.85	0.88	0.90	0.92	0.93	0.95	0.97	0.98	0.99	1.00	1.02	1.03	1.05	1.07	1.09			
—	—	—	—	56.4	64.7	75.4	83.4	93.9	104.2	114.5	127.3	152.8	178.1	208.4	18.00	71.00	3.98
50.1	56.5	62.9	70.2	78.0	85.7	95.9	103.6	113.8	123.9	134.0	146.7	171.9	197.0	227.1	13.20	53.00	4.06
—	—	—	48.3	57.0	65.3	76.1	84.0	94.5	104.9	115.2	128.0	153.5	178.8	209.1	17.00	71.00	4.21
—	44.2	51.1	58.8	66.9	74.9	85.4	93.1	103.5	113.7	123.9	136.6	162.0	187.2	217.4	15.00	63.00	4.24
—	—	—	—	—	—	—	—	65.2	76.7	87.8	101.3	127.6	153.5	184.2	22.40	95.00	4.27
0.85	0.87	0.89	0.91	0.93	0.95	0.97	0.98	0.99	1.00	1.02	1.03	1.05	1.07	1.09			
50.5	57.0	63.3	70.7	78.4	86.2	96.4	104.1	114.3	124.4	134.5	147.2	172.4	197.5	227.7	12.50	53.00	4.29
—	—	—	48.9	57.6	65.9	76.7	84.7	95.2	105.6	115.9	128.7	154.2	179.6	209.9	16.00	71.00	4.48
—	—	—	—	—	—	—	—	65.9	77.4	88.5	102.1	128.4	154.3	185.1	21.20	95.00	4.51
—	44.8	51.7	59.5	67.6	75.6	86.0	93.8	104.1	114.4	124.6	137.3	162.7	187.9	218.1	14.00	63.00	4.55
—	—	—	49.5	58.2	66.6	77.4	85.4	95.9	106.3	116.6	129.4	154.9	180.3	210.6	15.00	71.00	4.78
0.85	0.87	0.89	0.91	0.93	0.95	0.96	0.98	0.99	1.00	1.01	1.03	1.05	1.07	1.09			
—	—	—	—	—	—	—	—	66.6	78.2	89.3	102.8	129.2	155.1	185.9	20.00	95.00	4.79
—	45.3	52.2	60.0	68.1	76.1	86.6	94.4	104.7	115.0	125.2	137.9	163.3	188.5	218.7	13.20	63.00	4.83
—	—	—	—	—	—	—	—	67.2	78.8	89.9	103.5	129.9	155.8	186.6	19.00	95.00	5.04
—	45.7	52.6	60.4	68.6	76.5	87.0	94.8	105.2	115.4	125.7	138.4	163.8	189.0	219.2	12.50	63.00	5.11
—	—	—	50.1	58.8	67.2	78.0	86.0	96.5	106.9	117.3	130.1	155.6	181.0	211.3	14.00	71.00	5.13
0.0	0.78	0.83	0.86	0.89	0.91	0.94	0.95	0.97	0.99	1.00	1.01	1.04	1.06	1.08			
—	—	—	—	—	—	—	—	67.8	79.4	90.6	104.1	130.6	156.5	187.3	18.00	95.00	5.33
—	—	—	50.6	59.3	67.7	78.6	86.5	97.1	107.5	117.8	130.7	156.2	181.6	211.9	13.20	71.00	5.45
—	—	—	—	—	—	—	—	68.4	80.0	91.2	104.8	131.2	157.2	188.0	17.00	95.00	5.64
—	—	—	51.0	59.8	68.1	79.0	87.0	97.5	108.0	118.3	131.2	156.7	182.1	212.4	12.50	71.00	5.76
—	—	—	—	—	—	—	—	69.0	80.6	91.8	105.4	131.9	157.9	188.7	16.00	95.00	6.00
0.0	0.0	0.0	0.78	0.84	0.87	0.91	0.93	0.95	0.97	0.98	1.00	1.03	1.05	1.08			
—	—	—	—	—	—	—	—	69.6	81.3	92.5	106.1	132.6	158.6	189.4	15.00	95.00	6.41
—	—	—	—	—	—	—	—	70.2	81.9	93.1	106.7	133.2	159.2	190.1	14.00	95.00	6.87
—	—	—	—	—	—	—	—	70.7	82.4	93.6	107.2	133.8	159.8	190.6	13.20	95.00	7.29
—	—	—	—	—	—	—	58.5	71.1	82.8	94.0	107.7	134.2	160.3	191.1	12.50	95.00	7.71
0.0	0.0	0.0	0.0	0.0	0.0	0.0	0.72	0.81	0.87	0.90	0.94	0.98	1.02	1.05			

FOR BELT SIZES NOT SHOWN, INTERPOLATE FOR ADDITIONAL CENTER DISTANCE.

V-BELT DRIVES

A Stock Drive Selection



V-BELT DRIVES

Speed Ratio	Sheave Combination		DriveN Speeds and HP Per Belt									Nominal Center Distance And Arc-Length Correction Factor						
			3500 RPM DriveR			1750 RPM DriveR			1160 RPM DriveR									
	DriveR P.D.	DriveN P.D.	DriveN RPM	HP Per Belt A	HP Per Belt AX	DriveN RPM	HP Per Belt A	HP Per Belt AX	DriveN RPM	HP Per Belt A	HP Per Belt AX	A/AX Belt Length Designation						
												26	31	35	38	42	46	51
1.00	3.0	3.0	3500	2.24	3.17	1750	1.67	2.10	1160	1.29	1.57	8.9	11.4	13.4	14.9	16.9	18.9	21.4
1.00	3.2	3.2	3500	2.87	3.82	1750	2.04	2.47	1160	1.55	1.83	8.6	11.1	13.1	14.6	16.6	18.6	21.1
1.00	3.4	3.4	3500	3.48	4.45	1750	2.41	2.84	1160	1.81	2.09	8.3	10.8	12.8	14.3	16.3	18.3	20.8
1.00	3.6	3.6	3500	4.08	5.07	1750	2.77	3.21	1160	2.06	2.34	8.0	10.5	12.5	14.0	16.0	18.0	20.5
1.00	3.8	3.8	3500	4.66	5.68	1750	3.13	3.57	1160	2.32	2.60	7.7	10.2	12.2	13.7	15.7	17.7	20.2
ARC-LENGTH CORRECTION FACTOR												0.75	0.79	0.82	0.85	0.87	0.90	0.92
1.00	4.0	4.0	3500	5.22	6.27	1750	3.48	3.92	1160	2.57	2.85	7.4	9.9	11.9	13.4	15.4	17.4	19.9
1.00	4.2	4.2	3500	5.77	6.86	1750	3.83	4.28	1160	2.82	3.10	7.1	9.6	11.6	13.1	15.1	17.1	19.6
1.00	4.4	4.4	3500	6.30	7.43	1750	4.18	4.63	1160	3.06	3.35	6.7	9.2	11.2	12.7	14.7	16.7	19.2
1.00	4.6	4.6	3500	6.82	7.98	1750	4.52	4.98	1160	3.31	3.60	6.4	8.9	10.9	12.4	14.4	16.4	18.9
1.00	4.8	4.8	3500	7.32	8.52	1750	4.86	5.33	1160	3.55	3.84	—	8.6	10.6	12.1	14.1	16.1	18.6
ARC-LENGTH CORRECTION FACTOR												0.75	0.79	0.82	0.85	0.87	0.90	0.92
1.00	5.0	5.0	3500	7.80	9.05	1750	5.20	5.67	1160	3.80	4.09	—	8.3	10.3	11.8	13.8	15.8	18.3
1.00	5.2	5.2	3500	8.26	9.56	1750	5.53	6.01	1160	4.04	4.33	—	8.0	10.0	11.5	13.5	15.5	18.0
1.00	5.4	5.4	3500	8.71	10.06	1750	5.86	6.34	1160	4.28	4.57	—	7.7	9.7	11.2	13.2	15.2	17.7
1.00	5.6	5.6	3500	9.13	10.54	1750	6.18	6.68	1160	4.51	4.81	—	7.4	9.4	10.9	12.9	14.9	17.4
1.00	5.8	5.8	3500	9.54	11.01	1750	6.51	7.01	1160	4.75	5.05	—	—	9.0	10.5	12.5	14.5	17.0
ARC-LENGTH CORRECTION FACTOR												0.0	0.79	0.82	0.85	0.87	0.90	0.92
1.00	6.0	6.0	3500	9.92	11.46	1750	6.83	7.34	1160	4.99	5.29	—	—	8.7	10.2	12.2	14.2	16.7
1.00	6.2	6.2	3500	10.29	11.89	1750	7.14	7.66	1160	5.22	5.52	—	—	8.4	9.9	11.9	13.9	16.4
1.00	6.4	6.4	3500	10.63	12.31	1750	7.45	7.98	1160	5.45	5.76	—	—	8.1	9.6	11.6	13.6	16.1
1.00	6.6	6.6	3500	10.95	12.71	1750	7.76	8.30	1160	5.68	5.99	—	—	—	9.3	11.3	13.3	15.8
1.00	7.0	7.0	3500	11.53	13.46	1750	8.36	8.93	1160	6.13	6.45	—	—	—	8.7	10.7	12.7	15.2
ARC-LENGTH CORRECTION FACTOR												0.0	0.0	0.82	0.85	0.87	0.90	0.92
1.03	5.8	6.0	3383	9.67	11.12	1692	6.57	7.07	1121	4.79	5.09	—	—	8.9	10.4	12.4	14.4	16.9
1.03	6.0	6.2	3387	10.05	11.58	1694	6.89	7.39	1123	5.03	5.33	—	—	8.6	10.1	12.1	14.1	16.6
1.03	6.2	6.4	3391	10.42	12.01	1695	7.20	7.72	1124	5.26	5.56	—	—	8.3	9.8	11.8	13.8	16.3
1.03	6.4	6.6	3394	10.76	12.43	1697	7.52	8.04	1125	5.49	5.80	—	—	—	9.4	11.4	13.4	15.9
1.04	4.6	4.8	3354	6.99	8.13	1677	4.60	5.05	1112	3.37	3.65	6.3	8.8	10.8	12.3	14.3	16.3	18.8
ARC-LENGTH CORRECTION FACTOR												0.74	0.79	0.82	0.84	0.87	0.89	0.92
1.04	4.8	5.0	3360	7.49	8.67	1680	4.94	5.40	1114	3.61	3.89	—	8.5	10.5	12.0	14.0	16.0	18.5
1.04	5.0	5.2	3365	7.97	9.20	1683	5.28	5.74	1115	3.85	4.14	—	8.1	10.1	11.6	13.6	15.6	18.1
1.04	5.2	5.4	3370	8.43	9.71	1685	5.61	6.08	1117	4.09	4.38	—	7.8	9.8	11.3	13.3	15.3	17.8
1.04	5.4	5.6	3375	8.87	10.21	1687	5.94	6.42	1119	4.33	4.62	—	7.5	9.5	11.0	13.0	15.0	17.5
1.04	5.6	5.8	3379	9.30	10.69	1690	6.27	6.75	1120	4.57	4.86	—	—	9.2	10.7	12.7	14.7	17.2
ARC-LENGTH CORRECTION FACTOR												0.0	0.79	0.82	0.84	0.87	0.89	0.92
1.05	3.8	4.0	3325	4.86	5.86	1662	3.23	3.66	1102	2.38	2.66	7.5	10.0	12.0	13.5	15.5	17.5	20.0
1.05	4.0	4.2	3333	5.42	6.46	1667	3.58	4.02	1105	2.63	2.91	7.2	9.7	11.7	13.2	15.2	17.2	19.7
1.05	4.2	4.4	3341	5.97	7.04	1670	3.93	4.37	1107	2.88	3.16	6.9	9.4	11.4	12.9	14.9	16.9	19.4
1.05	4.4	4.6	3348	6.51	7.61	1674	4.28	4.72	1110	3.13	3.41	6.6	9.1	11.1	12.6	14.6	16.6	19.1
1.06	3.2	3.4	3294	3.10	4.03	1647	2.16	2.58	1092	1.63	1.90	8.5	11.0	13.0	14.5	16.5	18.5	21.0
ARC-LENGTH CORRECTION FACTOR												0.74	0.79	0.82	0.84	0.87	0.89	0.92
1.06	3.4	3.6	3306	3.71	4.66	1653	2.52	2.95	1096	1.89	2.16	8.2	10.7	12.7	14.2	16.2	18.2	20.7
1.06	3.6	3.8	3316	4.31	5.29	1658	2.89	3.31	1099	2.14	2.41	7.8	10.3	12.3	13.8	15.8	17.8	20.3
1.06	6.2	6.6	3288	10.52	12.11	1644	7.26	7.77	1090	5.30	5.59	—	—	8.1	9.6	11.6	13.6	16.1
1.06	6.6	7.0	3300	11.19	12.93	1650	7.88	8.41	1094	5.76	6.06	—	—	—	9.0	11.0	13.0	15.5
1.07	3.0	3.2	3281	2.51	3.41	1641	1.81	2.22	1088	1.38	1.65	8.8	11.3	13.3	14.8	16.8	18.8	21.3
ARC-LENGTH CORRECTION FACTOR												0.74	0.79	0.82	0.84	0.87	0.89	0.92
1.07	5.4	5.8	3259	8.98	10.30	1629	5.99	6.47	1080	4.37	4.65	—	7.4	9.4	10.9	12.9	14.9	17.4
1.07	5.6	6.0	3267	9.40	10.79	1633	6.32	6.80	1083	4.60	4.89	—	—	9.0	10.5	12.5	14.5	17.0
1.07	5.8	6.2	3274	9.81	11.25	1637	6.64	7.13	1085	4.84	5.13	—	—	8.7	10.2	12.2	14.2	16.7
1.07	6.0	6.4	3281	10.19	11.70	1641	6.96	7.46	1088	5.07	5.37	—	—	8.4	9.9	11.9	13.9	16.4
1.08	4.8	5.2	3231	7.62	8.79	1615	5.01	5.46	1071	3.65	3.93	—	8.3	10.3	11.8	13.8	15.8	18.3
ARC-LENGTH CORRECTION FACTOR												0.0	0.79	0.82	0.84	0.87	0.89	0.92
1.08	5.0	5.4	3241	8.10	9.32	1620	5.35	5.80	1074	3.90	4.18	—	8.0	10.0	11.5	13.5	15.5	18.0
1.08	5.2	5.6	3250	8.56	9.83	1625	5.68	6.14	1077	4.14	4.42	—	7.7	9.7	11.2	13.2	15.2	17.7
1.09	4.4	4.8	3208	6.63	7.72	1604	4.34	4.78	1063	3.17	3.45	6.4	8.9	10.9	12.4	14.4	16.4	18.9
1.09	4.6	5.0	3220	7.15	8.28	1610	4.68	5.13	1067	3.42	3.70	—	8.6	10.6	12.1	14.1	16.1	18.6
1.09	6.4	7.0	3200	10.96	12.61	1600	7.62	8.13	1061	5.56	5.86	—	—	—	9.1	11.1	13.1	15.6
ARC-LENGTH CORRECTION FACTOR												0.74	0.79	0.82	0.84	0.87	0.89	0.92

A = STANDARD V-BELT
 AX = COGGED/NOTCHED V-BELT
 + IF RIM SPEED EXCEEDS 6500 FEET PER MINUTE, CONSULT *Martin*.



Stock Drive Selection **A**

Nominal Center Distances And Arc-Length Correction Factor												Sheave Combination		Speed Ratio
A/AX Belt Length Designation												DriveR P. D.	DriveN P. D.	
55	60	68	75	80	85	90	96	105	112	120	128			
23.4	25.9	29.9	33.4	35.9	38.4	40.9	43.9	48.4	51.9	55.9	59.9	3.0	3.0	1.00
23.1	25.6	29.6	33.1	35.6	38.1	40.6	43.6	48.1	51.6	55.6	59.6	3.2	3.2	1.00
22.8	25.3	29.3	32.8	35.3	37.8	40.3	43.3	47.8	51.3	55.3	59.3	3.4	3.4	1.00
22.5	25.0	29.0	32.5	35.0	37.5	40.0	43.0	47.5	51.0	55.0	59.0	3.6	3.6	1.00
22.2	24.7	28.7	32.2	34.7	37.2	39.7	42.7	47.2	50.7	54.7	58.7	3.8	3.8	1.00
0.94	0.97	1.00	1.03	1.04	1.06	1.08	1.09	1.12	1.13	1.15	1.17			
21.9	24.4	28.4	31.9	34.4	36.9	39.4	42.4	46.9	50.4	54.4	58.4	4.0	4.0	1.00
21.6	24.1	28.1	31.6	34.1	36.6	39.1	42.1	46.6	50.1	54.1	58.1	4.2	4.2	1.00
21.2	23.7	27.7	31.2	33.7	36.2	38.7	41.7	46.2	49.7	53.7	57.7	4.4	4.4	1.00
20.9	23.4	27.4	30.9	33.4	35.9	38.4	41.4	45.9	49.4	53.4	57.4	4.6	4.6	1.00
20.6	23.1	27.1	30.6	33.1	35.6	38.1	41.1	45.6	49.1	53.1	57.1	4.8	4.8	1.00
0.94	0.97	1.00	1.03	1.04	1.06	1.08	1.09	1.12	1.13	1.15	1.17			
20.3	22.8	26.8	30.3	32.8	35.3	37.8	40.8	45.3	48.8	52.8	56.8	5.0	5.0	1.00
20.0	22.5	26.5	30.0	32.5	35.0	37.5	40.5	45.0	48.5	52.5	56.5	5.2	5.2	1.00
19.7	22.2	26.2	29.7	32.2	34.7	37.2	40.2	44.7	48.2	52.2	56.2	5.4	5.4	1.00
19.4	21.9	25.9	29.4	31.9	34.4	36.9	39.9	44.4	47.9	51.9	55.9	5.6	5.6	1.00
19.0	21.5	25.5	29.0	31.5	34.0	36.5	39.5	44.0	47.5	51.5	55.5	5.8	5.8	1.00
0.94	0.97	1.00	1.03	1.04	1.06	1.08	1.09	1.12	1.13	1.15	1.17			
18.7	21.2	25.2	28.7	31.2	33.7	36.2	39.2	43.7	47.2	51.2	55.2	6.0	6.0	1.00
18.4	20.9	24.9	28.4	30.9	33.4	35.9	38.9	43.4	46.9	50.9	54.9	6.2	6.2	1.00
18.1	20.6	24.6	28.1	30.6	33.1	35.6	38.6	43.1	46.6	50.6	54.6	6.4	6.4	1.00
17.8	20.3	24.3	27.8	30.3	32.8	35.3	38.3	42.8	46.3	50.3	54.3	6.6	6.6	1.00
17.2	19.7	23.7	27.2	29.7	32.2	34.7	37.7	42.2	45.7	49.7	53.7	7.0	7.0	1.00
0.94	0.97	1.00	1.03	1.04	1.06	1.08	1.09	1.12	1.13	1.15	1.17			
18.9	21.4	25.4	28.9	31.4	33.9	36.4	39.4	43.9	47.4	51.4	55.4	5.8	6.0	1.03
18.6	21.1	25.1	28.6	31.1	33.6	36.1	39.1	43.6	47.1	51.1	55.1	6.0	6.2	1.03
18.3	20.8	24.8	28.3	30.8	33.3	35.8	38.8	43.3	46.8	50.8	54.8	6.2	6.4	1.03
17.9	20.4	24.4	27.9	30.4	32.9	35.4	38.4	42.9	46.4	50.4	54.4	6.4	6.6	1.03
20.8	23.3	27.3	30.8	33.3	35.8	38.3	41.3	45.8	49.3	53.3	57.3	4.6	4.8	1.04
0.94	0.97	1.00	1.03	1.04	1.06	1.07	1.09	1.12	1.13	1.15	1.17			
20.5	23.0	27.0	30.5	33.0	35.5	38.0	41.0	45.5	49.0	53.0	57.0	4.8	5.0	1.04
20.1	22.6	26.6	30.1	32.6	35.1	37.6	40.6	45.1	48.6	52.6	56.6	5.0	5.2	1.04
19.8	22.3	26.3	29.8	32.3	34.8	37.3	40.3	44.8	48.3	52.3	56.3	5.2	5.4	1.04
19.5	22.0	26.0	29.5	32.0	34.5	37.0	40.0	44.5	48.0	52.0	56.0	5.4	5.6	1.04
19.2	21.7	25.7	29.2	31.7	34.2	36.7	39.7	44.2	47.7	51.7	55.7	5.6	5.8	1.04
0.94	0.97	1.00	1.03	1.04	1.06	1.07	1.09	1.12	1.13	1.15	1.17			
22.0	24.5	28.5	32.0	34.5	37.0	39.5	42.5	47.0	50.5	54.5	58.5	3.8	4.0	1.05
21.7	24.2	28.2	31.7	34.2	36.7	39.2	42.2	46.7	50.2	54.2	58.2	4.0	4.2	1.05
21.4	23.9	27.9	31.4	33.9	36.4	38.9	41.9	46.4	49.9	53.9	57.9	4.2	4.4	1.05
21.1	23.6	27.6	31.1	33.6	36.1	38.6	41.6	46.1	49.6	53.6	57.6	4.4	4.6	1.05
23.0	25.5	29.5	33.0	35.5	38.0	40.5	43.5	48.0	51.5	55.5	59.5	3.2	3.4	1.06
0.94	0.97	1.00	1.03	1.04	1.06	1.07	1.09	1.12	1.13	1.15	1.17			
22.7	25.2	29.2	32.7	35.2	37.7	40.2	43.2	47.7	51.2	55.2	59.2	3.4	3.6	1.06
22.3	24.8	28.8	32.3	34.8	37.3	39.8	42.8	47.3	50.8	54.8	58.8	3.6	3.8	1.06
18.1	20.6	24.6	28.1	30.6	33.1	35.6	38.6	43.1	46.6	50.6	54.6	6.2	6.6	1.06
17.5	20.0	24.0	27.5	30.0	32.5	35.0	38.0	42.5	46.0	50.0	54.0	6.6	7.0	1.06
23.3	25.8	29.8	33.3	35.8	38.3	40.8	43.8	48.3	51.8	55.8	59.8	3.0	3.2	1.07
0.94	0.97	1.00	1.03	1.04	1.06	1.07	1.09	1.12	1.13	1.15	1.17			
19.4	21.9	25.9	29.4	31.9	34.4	36.9	39.9	44.4	47.9	51.9	55.9	5.4	5.8	1.07
19.0	21.5	25.5	29.0	31.5	34.0	36.5	39.5	44.0	47.5	51.5	55.5	5.6	6.0	1.07
18.7	21.2	25.2	28.7	31.2	33.7	36.2	39.2	43.7	47.2	51.2	55.2	5.8	6.2	1.07
18.4	20.9	24.9	28.4	30.9	33.4	35.9	38.9	43.4	46.9	50.9	54.9	6.0	6.4	1.07
20.3	22.8	26.8	30.3	32.8	35.3	37.8	40.8	45.3	48.8	52.8	56.8	4.8	5.2	1.08
0.94	0.96	1.00	1.02	1.04	1.06	1.07	1.09	1.12	1.13	1.15	1.17			
20.0	22.5	26.5	30.0	32.5	35.0	37.5	40.5	45.0	48.5	52.5	56.5	5.0	5.4	1.08
19.7	22.2	26.2	29.7	32.2	34.7	37.2	40.2	44.7	48.2	52.2	56.2	5.2	5.6	1.08
20.9	23.4	27.4	30.9	33.4	35.9	38.4	41.4	45.9	49.4	53.4	57.4	4.4	4.8	1.09
20.6	23.1	27.1	30.6	33.1	35.6	38.1	41.1	45.6	49.1	53.1	57.1	4.6	5.0	1.09
17.6	20.1	24.1	27.6	30.1	32.6	35.1	38.1	42.6	46.1	50.1	54.1	6.4	7.0	1.09
0.94	0.96	1.00	1.02	1.04	1.06	1.07	1.09	1.12	1.13	1.15	1.17			

FOR BELT SIZES NOT SHOWN, INTERPOLATE FOR ADDITIONAL CENTER DISTANCE.

V-BELT DRIVES

A Stock Drive Selection



V-BELT DRIVES

Speed Ratio	Sheave Combination		DriveN Speeds and HP Per Belt									Nominal Center Distance And Arc-Length Correction Factor						
			3500 RPM DriveR			1750 RPM DriveR			1160 RPM DriveR			A/AX Belt Length Designation						
	DriveR P.D.	DriveN P.D.	DriveN RPM	HP Per Belt A	HP Per Belt AX	DriveN RPM	HP Per Belt A	HP Per Belt AX	DriveN RPM	HP Per Belt A	HP Per Belt AX	26	31	35	38	42	46	51
1.09	7.0	7.6	3224	11.86	13.76	1612	8.53	9.07	1068	6.24	6.55	—	—	—	—	10.2	12.2	14.7
1.10	4.0	4.4	3182	5.58	6.60	1591	3.66	4.09	1055	2.69	2.96	7.0	9.6	11.6	13.1	15.1	17.1	19.6
1.10	4.2	4.6	3196	6.13	7.18	1598	4.01	4.44	1059	2.93	3.21	6.7	9.2	11.2	12.7	14.7	16.7	19.2
1.10	5.8	6.4	3172	9.89	11.33	1586	6.68	7.17	1051	4.87	5.16	—	—	8.6	10.1	12.1	14.1	16.6
1.10	6.0	6.6	3182	10.28	11.78	1591	7.00	7.50	1055	5.10	5.39	—	—	8.2	9.7	11.8	13.8	16.3
ARC-LENGTH CORRECTION FACTOR												0.74	0.79	0.82	0.84	0.87	0.89	0.92
1.11	3.6	4.0	3150	4.46	5.42	1575	2.96	3.38	1044	2.19	2.46	7.7	10.2	12.2	13.7	15.7	17.7	20.2
1.11	3.8	4.2	3167	5.04	6.03	1583	3.32	3.74	1050	2.44	2.71	7.4	9.9	11.9	13.4	15.4	17.4	19.9
1.11	5.4	6.0	3150	9.09	10.41	1575	6.05	6.52	1044	4.40	4.69	—	—	9.2	10.7	12.7	14.7	17.2
1.11	5.6	6.2	3161	9.51	10.89	1581	6.38	6.85	1048	4.64	4.93	—	—	8.9	10.4	12.4	14.4	16.9
1.12	3.2	3.6	3111	3.27	4.19	1556	2.25	2.66	1031	1.69	1.95	8.3	10.8	12.8	14.3	16.3	18.3	20.8
ARC-LENGTH CORRECTION FACTOR												0.74	0.79	0.82	0.84	0.87	0.89	0.92
1.12	3.4	3.8	3132	3.88	4.82	1566	2.61	3.03	1038	1.94	2.21	8.0	10.5	12.5	14.0	16.0	18.0	20.5
1.12	4.8	5.4	3111	7.73	8.89	1556	5.06	5.51	1031	3.69	3.97	—	8.1	10.1	11.6	13.6	15.6	18.1
1.12	5.0	5.6	3125	8.21	9.42	1563	5.40	5.85	1036	3.93	4.21	—	7.8	9.8	11.3	13.3	15.3	17.8
1.12	5.2	5.8	3138	8.67	9.93	1569	5.73	6.19	1040	4.17	4.45	—	7.5	9.5	11.0	13.0	15.0	17.5
1.13	3.0	3.4	3088	2.67	3.56	1544	1.89	2.30	1024	1.44	1.70	8.6	11.1	13.1	14.6	16.6	18.6	21.1
ARC-LENGTH CORRECTION FACTOR												0.74	0.79	0.82	0.84	0.87	0.89	0.92
1.13	4.6	5.2	3096	7.25	8.37	1548	4.74	5.17	1026	3.45	3.73	—	8.4	10.4	11.9	13.9	16.0	18.5
1.13	6.2	7.0	3100	10.72	12.28	1550	7.36	7.85	1027	5.36	5.65	—	—	9.3	11.3	13.3	15.3	17.8
1.14	4.2	4.8	3062	6.22	7.27	1531	4.06	4.48	1015	2.97	3.24	6.6	9.1	11.1	12.6	14.6	16.6	19.1
1.14	4.4	5.0	3080	6.76	7.84	1540	4.40	4.84	1021	3.21	3.49	6.3	8.8	10.8	12.3	14.3	16.3	18.8
1.14	5.6	6.4	3062	9.59	10.95	1531	6.41	6.88	1015	4.66	4.95	—	—	8.7	10.2	12.2	14.2	16.7
ARC-LENGTH CORRECTION FACTOR												0.74	0.78	0.82	0.84	0.87	0.89	0.92
1.14	5.8	6.6	3076	9.99	11.42	1538	6.73	7.21	1019	4.90	5.19	—	—	8.4	9.9	11.9	13.9	16.4
1.15	4.0	4.6	3043	5.70	6.70	1522	3.72	4.14	1009	2.72	2.99	6.9	9.4	11.4	12.9	14.9	16.9	19.4
1.15	5.2	6.0	3033	8.74	9.99	1517	5.77	6.22	1005	4.19	4.47	—	7.3	9.3	10.8	12.8	14.8	17.3
1.15	5.4	6.2	3048	9.18	10.49	1524	6.10	6.56	1010	4.43	4.71	—	—	9.0	10.5	12.5	14.5	17.0
1.15	6.6	7.6	3039	11.43	13.14	1520	8.00	8.51	1007	5.84	6.13	—	—	—	—	10.5	12.5	15.0
ARC-LENGTH CORRECTION FACTOR												0.74	0.79	0.82	0.84	0.87	0.89	0.92
1.16	3.8	4.4	3023	5.15	6.13	1511	3.37	3.79	1002	2.48	2.75	7.2	9.7	11.7	13.2	15.2	17.2	19.7
1.16	5.0	5.8	3017	8.29	9.50	1509	5.44	5.89	1000	3.96	4.24	—	7.7	9.7	11.2	13.2	15.2	17.7
1.17	3.6	4.2	3000	4.59	5.54	1500	3.02	3.44	994	2.23	2.50	7.5	10.0	12.0	13.5	15.5	17.5	20.0
1.17	4.6	5.4	2981	7.33	8.45	1491	4.78	5.21	988	3.48	3.75	—	8.3	10.3	11.8	13.8	15.8	18.3
1.17	4.8	5.6	3000	7.83	8.99	1500	5.12	5.56	994	3.72	4.00	—	8.0	10.0	11.5	13.5	15.5	18.0
ARC-LENGTH CORRECTION FACTOR												0.74	0.79	0.82	0.84	0.87	0.89	0.92
1.17	6.0	7.0	3000	10.44	11.93	1500	7.08	7.57	994	5.16	5.44	—	—	—	9.4	11.4	13.4	15.9
1.17	7.0	8.2	2988	12.04	13.93	1494	8.62	9.16	990	6.30	6.61	—	—	—	—	9.7	11.7	14.2
1.18	3.4	4.0	2975	4.01	4.93	1487	2.67	3.08	986	1.98	2.25	7.8	10.3	12.3	13.8	15.8	17.8	20.3
1.18	4.4	5.2	2962	6.84	7.91	1481	4.44	4.87	982	3.24	3.51	—	8.6	10.6	12.1	14.1	16.1	18.6
1.18	5.6	6.6	2970	9.66	11.02	1485	6.45	6.92	984	4.69	4.97	—	—	8.6	10.1	12.1	14.1	16.6
ARC-LENGTH CORRECTION FACTOR												0.74	0.79	0.82	0.84	0.87	0.89	0.92
1.19	3.2	3.8	2947	3.41	4.31	1474	2.32	2.72	977	1.73	1.99	8.1	10.6	12.6	14.1	16.1	18.1	20.7
1.19	4.2	5.0	2940	6.32	7.35	1470	4.10	4.53	974	3.00	3.27	6.4	8.9	10.9	12.4	14.4	16.4	18.9
1.19	5.2	6.2	2935	8.81	10.06	1468	5.80	6.26	973	4.22	4.50	—	—	9.2	10.7	12.7	14.7	17.2
1.19	5.4	6.4	2953	9.26	10.56	1477	6.13	6.59	979	4.46	4.74	—	—	8.9	10.4	12.4	14.4	16.9
1.19	6.4	7.6	2947	11.18	12.81	1474	7.73	8.23	977	5.63	5.92	—	—	8.6	10.6	12.6	14.6	17.1
ARC-LENGTH CORRECTION FACTOR												0.74	0.79	0.82	0.84	0.87	0.89	0.92
1.20	3.0	3.6	2917	2.80	3.68	1458	1.96	2.36	967	1.48	1.74	8.5	11.0	13.0	14.5	16.5	18.5	21.0
1.20	4.0	4.8	2917	5.79	6.79	1458	3.76	4.18	967	2.75	3.02	6.7	9.2	11.2	12.7	14.7	16.7	19.2
1.20	5.0	6.0	2917	8.37	9.56	1458	5.48	5.92	967	3.98	4.26	—	7.5	9.5	11.0	13.0	15.0	17.5
1.21	3.8	4.6	2891	5.24	6.21	1446	3.42	3.83	958	2.51	2.77	7.0	9.5	11.5	13.0	15.0	17.0	19.5
1.21	4.8	5.8	2897	7.90	9.05	1448	5.15	5.59	960	3.75	4.02	—	7.8	9.8	11.3	13.3	15.3	17.8
ARC-LENGTH CORRECTION FACTOR												0.74	0.79	0.82	0.84	0.87	0.89	0.92
1.21	5.8	7.0	2900	10.12	11.54	1450	6.80	7.27	961	4.94	5.22	—	—	8.1	9.6	11.6	13.6	16.1
1.22	3.6	4.4	2864	4.67	5.61	1432	3.07	3.48	949	2.26	2.52	7.4	9.9	11.9	13.4	15.4	17.4	19.9
1.22	4.6	5.6	2875	7.42	8.52	1437	4.82	5.25	953	3.51	3.78	—	8.1	10.1	11.6	13.6	15.6	18.1
1.22	5.4	6.6	2864	9.30	10.60	1432	6.16	6.61	949	4.47	4.75	—	—	8.7	10.2	12.2	14.2	16.7
1.23	4.4	5.4	2852	6.91	7.98	1426	4.48	4.91	945	3.27	3.53	—	8.4	10.4	11.9	13.9	15.9	18.4
ARC-LENGTH CORRECTION FACTOR												0.74	0.78	0.82	0.84	0.87	0.89	0.92

A = STANDARD V-BELT
 AX = COGGED/NOTCHED V-BELT
 + IF RIM SPEED EXCEEDS 6500 FEET PER MINUTE, CONSULT *Martin*.



Stock Drive Selection **A**

Nominal Center Distances And Arc-Length Correction Factor												Sheave Combination		Speed Ratio
A/AX Belt Length Designation												DriveR P. D.	DriveN P. D.	
55	60	68	75	80	85	90	96	105	112	120	128			
16.7	19.2	23.2	26.7	29.2	31.7	34.2	37.2	41.7	45.2	49.2	53.2	7.0	7.6	1.09
21.6	24.1	28.1	31.6	34.1	36.6	39.1	42.1	46.6	50.1	54.1	58.1	4.0	4.4	1.10
21.2	23.7	27.7	31.2	33.7	36.2	38.7	41.7	46.2	49.7	53.7	57.7	4.2	4.6	1.10
18.6	21.1	25.1	28.6	31.1	33.6	36.1	39.1	43.6	47.1	51.1	55.1	5.8	6.4	1.10
18.3	20.8	24.8	28.3	30.8	33.3	35.8	38.8	43.3	46.8	50.8	54.8	6.0	6.6	1.10
0.94	0.96	1.00	1.02	1.04	1.06	1.07	1.09	1.12	1.13	1.15	1.17			
22.2	24.7	28.7	32.2	34.7	37.2	39.7	42.7	47.2	50.7	54.7	58.7	3.6	4.0	1.11
21.9	24.4	28.4	31.9	34.4	36.9	39.4	42.4	46.9	50.4	54.4	58.4	3.8	4.2	1.11
19.2	21.7	25.7	29.2	31.7	34.2	36.7	39.7	44.2	47.7	51.7	55.7	5.4	6.0	1.11
18.9	21.4	25.4	28.9	31.4	33.9	36.4	39.4	43.9	47.4	51.4	55.4	5.6	6.2	1.11
22.8	25.3	29.3	32.8	35.3	37.8	40.3	43.3	47.8	51.3	55.3	59.3	3.2	3.6	1.12
0.94	0.96	1.00	1.02	1.04	1.06	1.07	1.09	1.12	1.13	1.15	1.17			
22.5	25.0	29.0	32.5	35.0	37.5	40.0	43.0	47.5	51.0	55.0	59.0	3.4	3.8	1.12
20.1	22.6	26.6	30.1	32.6	35.1	37.6	40.6	45.1	48.6	52.6	56.6	4.8	5.4	1.12
19.8	22.3	26.3	29.8	32.3	34.8	37.3	40.3	44.8	48.3	52.3	56.3	5.0	5.6	1.12
19.5	22.0	26.0	29.5	32.0	34.5	37.0	40.0	44.5	48.0	52.0	56.0	5.2	5.8	1.12
23.1	25.6	29.6	33.1	35.6	38.1	40.6	43.6	48.1	51.6	55.6	59.6	3.0	3.4	1.13
0.94	0.96	1.00	1.02	1.04	1.06	1.07	1.09	1.12	1.13	1.15	1.17			
20.5	23.0	27.0	30.5	33.0	35.5	38.0	41.0	45.5	49.0	53.0	57.0	4.6	5.2	1.13
17.8	20.3	24.3	27.8	30.3	32.8	35.3	38.3	42.8	46.3	50.3	54.3	6.2	7.0	1.13
21.1	23.6	27.6	31.1	33.6	36.1	38.6	41.6	46.1	49.6	53.6	57.6	4.2	4.8	1.14
20.8	23.3	27.3	30.8	33.3	35.8	38.3	41.3	45.8	49.3	53.3	57.3	4.4	5.0	1.14
18.7	21.2	25.2	28.7	31.2	33.7	36.2	39.2	43.7	47.2	51.2	55.2	5.6	6.4	1.14
0.94	0.96	1.00	1.02	1.04	1.06	1.07	1.09	1.12	1.13	1.15	1.17			
18.4	20.9	24.9	28.4	30.9	33.4	35.9	38.9	43.4	46.9	50.9	54.9	5.8	6.6	1.14
21.4	23.9	27.9	31.4	33.9	36.4	38.9	41.9	46.4	49.9	53.9	57.9	4.0	4.6	1.15
19.3	21.8	25.8	29.4	31.9	34.4	36.9	39.9	44.4	47.9	51.9	55.9	5.2	6.0	1.15
19.0	21.5	25.5	29.0	31.5	34.0	36.5	39.5	44.0	47.5	51.5	55.5	5.4	6.2	1.15
17.0	19.5	23.5	27.0	29.5	32.0	34.5	37.5	42.0	45.5	49.5	53.5	6.6	7.6	1.15
0.94	0.96	1.00	1.02	1.04	1.06	1.07	1.09	1.12	1.13	1.15	1.17			
21.7	24.2	28.2	31.7	34.2	36.7	39.2	42.2	46.7	50.2	54.2	58.2	3.8	4.4	1.16
19.7	22.2	26.2	29.7	32.2	34.7	37.2	40.2	44.7	48.2	52.2	56.2	5.0	5.8	1.16
22.0	24.5	28.5	32.0	34.5	37.0	39.5	42.5	47.0	50.5	54.5	58.5	3.6	4.2	1.17
20.3	22.8	26.8	30.3	32.8	35.3	37.8	40.8	45.3	48.8	52.8	56.8	4.6	5.4	1.17
20.0	22.5	26.5	30.0	32.5	35.0	37.5	40.5	45.0	48.5	52.5	56.5	4.8	5.6	1.17
0.94	0.96	1.00	1.02	1.04	1.06	1.07	1.09	1.12	1.13	1.15	1.17			
17.9	20.4	24.4	27.9	30.4	32.9	35.4	38.4	42.9	46.4	50.4	54.4	6.0	7.0	1.17
16.2	18.7	22.7	26.2	28.7	31.2	33.7	36.7	41.2	44.7	48.7	52.7	7.0	8.2	1.17
22.3	24.8	28.8	32.3	34.8	37.3	39.8	42.8	47.3	50.8	54.8	58.8	3.4	4.0	1.18
20.6	23.1	27.1	30.6	33.1	35.6	38.1	41.1	45.6	49.1	53.1	57.1	4.4	5.2	1.18
18.6	21.1	25.1	28.6	31.1	33.6	36.1	39.1	43.6	47.1	51.1	55.1	5.6	6.6	1.18
0.94	0.96	1.00	1.02	1.04	1.06	1.07	1.09	1.12	1.13	1.15	1.17			
22.7	25.2	29.2	32.7	35.2	37.7	40.2	43.2	47.7	51.2	55.2	59.2	3.2	3.8	1.19
20.9	23.4	27.4	30.9	33.4	35.9	38.4	41.4	45.9	49.4	53.4	57.4	4.2	5.0	1.19
19.2	21.7	25.7	29.2	31.7	34.2	36.7	39.7	44.2	47.7	51.7	55.7	5.2	6.2	1.19
18.9	21.4	25.4	28.9	31.4	33.9	36.4	39.4	43.9	47.4	51.4	55.4	5.4	6.4	1.19
17.1	19.6	23.6	27.1	29.6	32.1	34.6	37.6	42.2	45.7	49.7	53.7	6.4	7.6	1.19
0.94	0.96	1.00	1.02	1.04	1.06	1.07	1.09	1.12	1.13	1.15	1.17			
23.0	25.5	29.5	33.0	35.5	38.0	40.5	43.5	48.0	51.5	55.5	59.5	3.0	3.6	1.20
21.2	23.7	27.7	31.2	33.7	36.2	38.7	41.7	46.2	49.7	53.7	57.7	4.0	4.8	1.20
19.5	22.0	26.0	29.5	32.0	34.5	37.0	40.0	44.5	48.0	52.0	56.0	5.0	6.0	1.20
21.5	24.0	28.0	31.6	34.1	36.6	39.1	42.1	46.6	50.1	54.1	58.1	3.8	4.6	1.21
19.8	22.3	26.3	29.8	32.3	34.8	37.3	40.3	44.8	48.3	52.3	56.3	4.8	5.8	1.21
0.94	0.96	1.00	1.02	1.04	1.06	1.07	1.09	1.12	1.13	1.15	1.17			
18.1	20.6	24.6	28.1	30.6	33.1	35.6	38.6	43.1	46.6	50.6	54.6	5.8	7.0	1.21
21.9	24.4	28.4	31.9	34.4	36.9	39.4	42.4	46.9	50.4	54.4	58.4	3.6	4.4	1.22
20.1	22.6	26.6	30.1	32.6	35.1	37.6	40.6	45.1	48.6	52.6	56.6	4.6	5.6	1.22
18.7	21.2	25.2	28.7	31.2	33.7	36.2	39.2	43.7	47.2	51.2	55.2	5.4	6.6	1.22
20.4	22.9	26.9	30.4	32.9	35.4	37.9	41.0	45.5	49.0	53.0	57.0	4.4	5.4	1.23
0.94	0.96	1.00	1.02	1.04	1.06	1.07	1.09	1.11	1.13	1.15	1.17			

FOR BELT SIZES NOT SHOWN, INTERPOLATE FOR ADDITIONAL CENTER DISTANCE.

V-BELT DRIVES

A Stock Drive Selection



V-BELT DRIVES

Speed Ratio	Sheave Combination		DriveN Speeds and HP Per Belt									Nominal Center Distance And Arc-Length Correction Factor						
			3500 RPM DriveR			1750 RPM DriveR			1160 RPM DriveR									
	DriveR P.D.	DriveN P.D.	DriveN RPM	HP Per Belt A	HP Per Belt AX	DriveN RPM	HP Per Belt A	HP Per Belt AX	DriveN RPM	HP Per Belt A	HP Per Belt AX	A/AX Belt Length Designation						
												26	31	35	38	42	46	51
1.23	5.2	6.4	2844	8.87	10.11	1422	5.83	6.28	942	4.24	4.51	—	—	9.0	10.5	12.5	14.5	17.0
1.23	6.2	7.6	2855	10.90	12.45	1428	7.44	7.94	946	5.42	5.71	—	—	—	8.8	10.8	12.8	15.3
1.24	3.4	4.2	2833	4.10	5.02	1417	2.72	3.12	939	2.01	2.27	7.7	10.2	12.2	13.7	15.7	17.7	20.2
1.24	4.2	5.2	2827	6.39	7.42	1413	4.14	4.56	937	3.02	3.29	6.2	8.8	10.8	12.3	14.3	16.3	18.8
1.24	5.0	6.2	2823	8.42	9.61	1411	5.51	5.95	935	4.00	4.27	—	7.3	9.3	10.8	12.8	14.8	17.3
ARC-LENGTH CORRECTION FACTOR												0.74	0.78	0.82	0.84	0.87	0.89	0.92
1.24	6.6	8.2	2817	11.58	13.28	1409	8.07	8.58	934	5.89	6.18	—	—	—	—	10.0	12.0	14.5
1.25	3.2	4.0	2800	3.50	4.39	1400	2.36	2.76	928	1.76	2.02	8.0	10.5	12.5	14.0	16.0	18.0	20.5
1.25	4.0	5.0	2800	5.86	6.85	1400	3.80	4.21	928	2.78	3.04	6.6	9.1	11.1	12.6	14.6	16.6	19.1
1.25	4.8	6.0	2800	7.95	9.10	1400	5.18	5.61	928	3.76	4.03	—	7.6	9.6	11.2	13.2	15.2	17.7
1.25	5.6	7.0	2800	9.77	11.12	1400	6.50	6.97	928	4.72	5.00	—	—	8.2	9.7	11.7	13.7	16.2
ARC-LENGTH CORRECTION FACTOR												0.74	0.78	0.82	0.84	0.87	0.89	0.92
1.26	3.8	4.8	2771	5.30	6.27	1385	3.45	3.86	918	2.53	2.79	6.9	9.4	11.4	12.9	14.9	16.9	19.4
1.26	4.6	5.8	2776	7.47	8.57	1388	4.84	5.27	920	3.52	3.79	—	8.0	10.0	11.5	13.5	15.5	18.0
1.27	3.0	3.8	2763	2.90	3.77	1382	2.00	2.40	916	1.51	1.77	8.3	10.8	12.8	14.3	16.3	18.3	20.8
1.27	4.4	5.6	2750	6.96	8.02	1375	4.51	4.93	911	3.28	3.55	—	8.3	10.3	11.8	13.8	15.8	18.3
1.27	5.2	6.6	2758	8.92	10.16	1379	5.86	6.31	914	4.26	4.53	—	—	8.9	10.4	12.4	14.4	16.9
ARC-LENGTH CORRECTION FACTOR												0.73	0.78	0.81	0.84	0.86	0.89	0.92
1.27	6.0	7.6	2763	10.58	12.06	1382	7.15	7.63	916	5.20	5.49	—	—	—	8.9	10.9	12.9	15.4
1.28	3.6	4.6	2739	4.74	5.68	1370	3.10	3.51	908	2.29	2.55	7.2	9.7	11.7	13.2	15.2	17.2	19.7
1.28	5.0	6.4	2734	8.47	9.66	1367	5.53	5.97	906	4.02	4.29	—	—	9.2	10.7	12.7	14.7	17.2
1.28	6.4	8.2	2732	11.30	12.92	1366	7.79	8.28	905	5.67	5.96	—	—	—	—	10.1	12.1	14.7
1.29	3.4	4.4	2705	4.16	5.07	1352	2.75	3.15	896	2.03	2.29	7.5	10.0	12.0	13.5	15.5	17.5	20.0
ARC-LENGTH CORRECTION FACTOR												0.73	0.78	0.81	0.84	0.86	0.89	0.92
1.29	4.2	5.4	2722	6.45	7.47	1361	4.17	4.59	902	3.04	3.31	—	8.6	10.6	12.1	14.1	16.1	18.6
1.29	4.8	6.2	2710	8.00	9.14	1355	5.20	5.63	898	3.78	4.05	—	7.5	9.5	11.0	13.0	15.0	17.5
1.29	7.0	9.0	2722	12.21	14.08	1361	8.70	9.23	902	6.36	6.66	—	—	—	—	—	11.0	13.5
1.30	4.0	5.2	2692	5.91	6.90	1346	3.82	4.24	892	2.80	3.06	6.4	8.9	10.9	12.4	14.4	16.4	18.9
1.30	4.6	6.0	2683	7.51	8.61	1342	4.87	5.29	889	3.54	3.80	—	7.8	9.8	11.3	13.3	15.3	17.8
ARC-LENGTH CORRECTION FACTOR												0.73	0.78	0.81	0.83	0.86	0.89	0.92
1.30	5.4	7.0	2700	9.40	10.69	1350	6.20	6.66	895	4.51	4.78	—	—	8.4	9.9	11.9	13.9	16.4
1.31	3.2	4.2	2667	3.57	4.45	1333	2.39	2.79	884	1.78	2.04	7.8	10.3	12.3	13.8	15.8	17.8	20.3
1.31	5.8	7.6	2671	10.24	11.64	1336	6.86	7.33	885	4.98	5.26	—	—	—	9.1	11.1	13.1	15.6
1.32	3.8	5.0	2660	5.37	6.32	1330	3.48	3.89	882	2.55	2.81	6.7	9.2	11.2	12.7	14.7	16.7	19.2
1.32	4.4	5.8	2655	7.01	8.07	1328	4.53	4.95	880	3.30	3.56	—	8.1	10.1	11.6	13.6	15.6	18.1
ARC-LENGTH CORRECTION FACTOR												0.73	0.78	0.81	0.84	0.86	0.89	0.92
1.32	5.0	6.6	2652	8.51	9.69	1326	5.55	5.99	879	4.03	4.30	—	—	9.0	10.5	12.5	14.5	17.0
1.32	6.2	8.2	2646	11.00	12.54	1323	7.49	7.98	877	5.45	5.74	—	—	—	—	10.3	12.3	14.8
1.33	3.0	4.0	2625	2.96	3.82	1313	2.03	2.43	870	1.53	1.79	8.1	10.6	12.6	14.1	16.1	18.1	20.6
1.33	3.6	4.8	2625	4.79	5.72	1312	3.13	3.53	870	2.30	2.56	7.0	9.5	11.5	13.0	15.0	17.0	19.5
1.33	4.2	5.6	2625	6.49	7.51	1312	4.19	4.60	870	3.05	3.32	—	8.4	10.4	11.9	13.9	15.9	18.4
ARC-LENGTH CORRECTION FACTOR												0.73	0.78	0.82	0.84	0.86	0.89	0.92
1.33	4.8	6.4	2625	8.04	9.17	1312	5.22	5.65	870	3.79	4.06	—	7.3	9.3	10.8	12.8	14.8	17.3
1.35	3.4	4.6	2587	4.21	5.12	1293	2.77	3.17	857	2.05	2.31	7.3	9.8	11.9	13.4	15.4	17.4	19.9
1.35	4.0	5.4	2593	5.96	6.94	1296	3.85	4.26	859	2.81	3.07	6.2	8.7	10.7	12.2	14.3	16.3	18.8
1.35	4.6	6.2	2597	7.55	8.65	1298	4.89	5.31	861	3.55	3.82	—	7.6	9.6	11.1	13.1	15.1	17.6
1.35	5.2	7.0	2600	9.00	10.23	1300	5.90	6.34	862	4.28	4.55	—	—	8.5	10.0	12.0	14.0	16.5
ARC-LENGTH CORRECTION FACTOR												0.73	0.78	0.81	0.84	0.86	0.89	0.92
1.36	4.4	6.0	2567	7.05	8.10	1283	4.55	4.97	851	3.31	3.57	—	7.9	9.9	11.5	13.5	15.5	18.0
1.36	5.6	7.6	2579	9.87	11.21	1289	6.55	7.01	855	4.76	5.03	—	—	—	9.2	11.2	13.2	15.8
1.36	6.6	9.0	2567	11.69	13.39	1283	8.13	8.64	851	5.92	6.21	—	—	—	—	—	11.3	13.8
1.37	3.2	4.4	2545	3.62	4.50	1273	2.42	2.81	844	1.80	2.06	7.7	10.2	12.2	13.7	15.7	17.7	20.2
1.37	3.8	5.2	2558	5.40	6.36	1279	3.50	3.91	848	2.56	2.82	6.5	9.1	11.1	12.6	14.6	16.6	19.1
ARC-LENGTH CORRECTION FACTOR												0.73	0.78	0.81	0.84	0.86	0.89	0.92
1.37	4.8	6.6	2545	8.07	9.20	1273	5.23	5.67	844	3.80	4.07	—	—	9.2	10.7	12.7	14.7	17.2
1.37	6.0	8.2	2561	10.67	12.14	1280	7.20	7.67	849	5.23	5.51	—	—	—	—	10.4	12.4	15.0
1.38	4.2	5.8	2534	6.53	7.54	1267	4.21	4.62	840	3.07	3.33	—	8.3	10.3	11.8	13.8	15.8	18.3
1.39	3.6	5.0	2520	4.84	5.76	1260	3.15	3.55	835	2.32	2.57	6.9	9.4	11.4	12.9	14.9	16.9	19.4
1.39	4.6	6.4	2516	7.58	8.67	1258	4.90	5.33	834	3.56	3.83	—	7.5	9.5	11.0	13.0	15.0	17.5
ARC-LENGTH CORRECTION FACTOR												0.73	0.78	0.81	0.83	0.86	0.89	0.91

A = STANDARD V-BELT
 AX = COGGED/NOTCHED V-BELT
 + IF RIM SPEED EXCEEDS 6500 FEET PER MINUTE, CONSULT *Martin*.



Stock Drive Selection **A**

Nominal Center Distances And Arc-Length Correction Factor												Sheave Combination		Speed Ratio
A/AX Belt Length Designation												DriveR P. D.	DriveN P. D.	
55	60	68	75	80	85	90	96	105	112	120	128			
19.0	21.5	25.5	29.0	31.5	34.0	36.5	39.5	44.0	47.5	51.5	55.5	5.2	6.4	1.23
17.3	19.8	23.8	27.3	29.8	32.3	34.8	37.8	42.3	45.8	49.8	53.8	6.2	7.6	1.23
22.2	24.7	28.7	32.2	34.7	37.2	39.7	42.7	47.2	50.7	54.7	58.7	3.4	4.2	1.24
20.8	23.3	27.3	30.8	33.3	35.8	38.3	41.3	45.8	49.3	53.3	57.3	4.2	5.2	1.24
19.3	21.8	25.8	29.3	31.8	34.3	36.8	39.8	44.3	47.8	51.9	55.9	5.0	6.2	1.24
0.94	0.96	1.00	1.02	1.04	1.06	1.07	1.09	1.11	1.13	1.15	1.17			
16.5	19.0	23.0	26.5	29.0	31.5	34.0	37.0	41.5	45.0	49.0	53.0	6.6	8.2	1.24
22.5	25.0	29.0	32.5	35.0	37.5	40.0	43.0	47.5	51.0	55.0	59.0	3.2	4.0	1.25
21.1	23.6	27.6	31.1	33.6	36.1	38.6	41.6	46.1	49.6	53.6	57.6	4.0	5.0	1.25
19.7	22.2	26.2	29.7	32.2	34.7	37.2	40.2	44.7	48.2	52.2	56.2	4.8	6.0	1.25
18.2	20.7	24.7	28.2	30.7	33.2	35.7	38.7	43.2	46.7	50.7	54.7	5.6	7.0	1.25
0.94	0.96	1.00	1.02	1.04	1.06	1.07	1.09	1.11	1.13	1.15	1.17			
21.4	23.9	27.9	31.4	33.9	36.4	38.9	41.9	46.4	49.9	53.9	57.9	3.8	4.8	1.26
20.0	22.5	26.5	30.0	32.5	35.0	37.5	40.5	45.0	48.5	52.5	56.5	4.6	5.8	1.26
22.8	25.3	29.3	32.8	35.3	37.8	40.3	43.3	47.8	51.3	55.3	59.3	3.0	3.8	1.27
20.3	22.8	26.8	30.3	32.8	35.3	37.8	40.8	45.3	48.8	52.8	56.8	4.4	5.6	1.27
18.9	21.4	25.4	28.9	31.4	33.9	36.4	39.4	43.9	47.4	51.4	55.4	5.2	6.6	1.27
0.94	0.96	1.00	1.02	1.04	1.06	1.07	1.09	1.11	1.13	1.15	1.17			
17.5	20.0	24.0	27.5	30.0	32.5	35.0	38.0	42.5	46.0	50.0	54.0	6.0	7.6	1.27
21.7	24.2	28.2	31.7	34.2	36.7	39.2	42.2	46.7	50.2	54.2	58.2	3.6	4.6	1.28
19.2	21.7	25.7	29.2	31.7	34.2	36.7	39.7	44.2	47.7	51.7	55.7	5.0	6.4	1.28
16.7	19.2	23.2	26.7	29.2	31.7	34.2	37.2	41.7	45.2	49.2	53.2	6.4	8.2	1.28
22.0	24.5	28.5	32.0	34.5	37.0	39.5	42.5	47.0	50.5	54.5	58.5	3.4	4.4	1.29
0.94	0.96	1.00	1.02	1.04	1.06	1.07	1.09	1.11	1.13	1.15	1.17			
20.6	23.1	27.1	30.6	33.1	35.6	38.1	41.1	45.6	49.1	53.1	57.1	4.2	5.4	1.29
19.5	22.0	26.0	29.5	32.0	34.5	37.0	40.0	44.5	48.0	52.0	56.0	4.8	6.2	1.29
15.6	18.1	22.1	25.6	28.1	30.6	33.1	36.1	40.6	44.1	48.1	52.1	7.0	9.0	1.29
20.9	23.4	27.4	30.9	33.4	35.9	38.4	41.4	45.9	49.4	53.4	57.4	4.0	5.2	1.30
19.8	22.3	26.3	29.8	32.3	34.8	37.3	40.3	44.8	48.3	52.3	56.3	4.6	6.0	1.30
0.94	0.96	0.99	1.02	1.04	1.06	1.07	1.09	1.11	1.13	1.15	1.17			
18.4	20.9	24.9	28.4	30.9	33.4	35.9	38.9	43.4	46.9	50.9	54.9	5.4	7.0	1.30
22.3	24.8	28.8	32.3	34.8	37.3	39.8	42.8	47.3	50.8	54.8	58.8	3.2	4.2	1.31
17.6	20.1	24.1	27.6	30.1	32.6	35.1	38.1	42.6	46.1	50.1	54.1	5.8	7.6	1.31
21.2	23.7	27.7	31.2	33.7	36.2	38.7	41.7	46.2	49.7	53.7	57.7	3.8	5.0	1.32
20.1	22.6	26.6	30.1	32.6	35.1	37.6	40.6	45.1	48.6	52.6	56.6	4.4	5.8	1.32
0.94	0.96	1.00	1.02	1.04	1.06	1.07	1.09	1.11	1.13	1.15	1.17			
19.0	21.5	25.5	29.0	31.5	34.0	36.5	39.5	44.0	47.5	51.5	55.5	5.0	6.6	1.32
16.8	19.3	23.3	26.8	29.3	31.8	34.3	37.3	41.8	45.3	49.3	53.3	6.2	8.2	1.32
22.6	25.1	29.1	32.6	35.1	37.6	40.1	43.1	47.6	51.1	55.1	59.2	3.0	4.0	1.33
21.5	24.0	28.0	31.5	34.0	36.5	39.0	42.0	46.5	50.0	54.0	58.0	3.6	4.8	1.33
20.4	22.9	26.9	30.4	32.9	35.4	37.9	40.9	45.4	48.9	52.9	56.9	4.2	5.6	1.33
0.94	0.96	1.00	1.02	1.04	1.06	1.07	1.09	1.11	1.13	1.15	1.17			
19.3	21.8	25.8	29.3	31.8	34.3	36.8	39.8	44.3	47.8	51.8	55.8	4.8	6.4	1.33
21.9	24.4	28.4	31.9	34.4	36.9	39.4	42.4	46.9	50.4	54.4	58.4	3.4	4.6	1.35
20.8	23.3	27.3	30.8	33.3	35.8	38.3	41.3	45.8	49.3	53.3	57.3	4.0	5.4	1.35
19.7	22.2	26.2	29.7	32.2	34.7	37.2	40.2	44.7	48.2	52.2	56.2	4.6	6.2	1.35
18.5	21.0	25.1	28.6	31.1	33.6	36.1	39.1	43.6	47.1	51.1	55.1	5.2	7.0	1.35
0.94	0.96	0.99	1.02	1.04	1.06	1.07	1.09	1.11	1.13	1.15	1.17			
20.0	22.5	26.5	30.0	32.5	35.0	37.5	40.5	45.0	48.5	52.5	56.5	4.4	6.0	1.36
17.8	20.3	24.3	27.8	30.3	32.8	35.3	38.3	42.8	46.3	50.3	54.3	5.6	7.6	1.36
15.9	18.4	22.4	25.9	28.4	30.9	33.4	36.4	40.9	44.4	48.4	52.4	6.6	9.0	1.36
22.2	24.7	28.7	32.2	34.7	37.2	39.7	42.7	47.2	50.7	54.7	58.7	3.2	4.4	1.37
21.1	23.6	27.6	31.1	33.6	36.1	38.6	41.6	46.1	49.6	53.6	57.6	3.8	5.2	1.37
0.94	0.96	0.99	1.02	1.04	1.06	1.07	1.09	1.11	1.13	1.15	1.17			
19.2	21.7	25.7	29.2	31.7	34.2	36.7	39.7	44.2	47.7	51.7	55.7	4.8	6.6	1.37
17.0	19.5	23.5	27.0	29.5	32.0	34.5	37.5	42.0	45.5	49.5	53.5	6.0	8.2	1.37
20.3	22.8	26.8	30.3	32.8	35.3	37.8	40.8	45.3	48.8	52.8	56.8	4.2	5.8	1.38
21.4	23.9	27.9	31.4	33.9	36.4	38.9	41.9	46.4	49.9	53.9	57.9	3.6	5.0	1.39
19.5	22.0	26.0	29.5	32.0	34.5	37.0	40.0	44.5	48.0	52.0	56.0	4.6	6.4	1.39
0.94	0.96	0.99	1.02	1.04	1.05	1.07	1.09	1.11	1.13	1.15	1.17			

FOR BELT SIZES NOT SHOWN, INTERPOLATE FOR ADDITIONAL CENTER DISTANCE.

V-BELT DRIVES

A Stock Drive Selection



V-BELT DRIVES

Speed Ratio	Sheave Combination		DriveN Speeds and HP Per Belt									Nominal Center Distance And Arc-Length Correction Factor						
			3500 RPM DriveR			1750 RPM DriveR			1160 RPM DriveR			A/AX Belt Length Designation						
	DriveR P.D.	DriveN P.D.	DriveN RPM	HP Per Belt A	HP Per Belt AX	DriveN RPM	HP Per Belt A	HP Per Belt AX	DriveN RPM	HP Per Belt A	HP Per Belt AX	26	31	35	38	42	46	51
1.40	3.0	4.2	2500	3.01	3.87	1250	2.06	2.45	829	1.55	1.80	8.0	10.5	12.5	14.0	16.0	18.0	20.5
1.40	4.0	5.6	2500	5.99	6.97	1250	3.86	4.27	829	2.82	3.08	—	8.6	10.6	12.1	14.1	16.1	18.6
1.40	5.0	7.0	2500	8.57	9.75	1250	5.58	6.02	829	4.05	4.32	—	—	8.7	10.2	12.2	14.2	16.7
1.41	3.4	4.8	2479	4.25	5.15	1240	2.79	3.19	822	2.07	2.32	7.2	9.7	11.7	13.2	15.2	17.2	19.7
1.41	4.4	6.2	2484	7.08	8.13	1242	4.56	4.98	823	3.32	3.58	—	7.8	9.8	11.3	13.3	15.3	17.8
ARC-LENGTH CORRECTION FACTOR												0.73	0.78	0.81	0.84	0.86	0.89	0.92
1.41	5.4	7.6	2487	9.48	10.76	1243	6.25	6.70	824	4.53	4.80	—	—	—	9.4	11.4	13.4	15.9
1.41	5.8	8.2	2476	10.31	11.71	1238	6.89	7.36	820	5.01	5.28	—	—	—	8.6	10.6	12.6	15.1
1.41	6.4	9.0	2489	11.41	13.02	1244	7.84	8.33	825	5.71	5.99	—	—	—	—	9.5	11.5	14.0
1.42	3.8	5.4	2463	5.44	6.39	1231	3.52	3.92	816	2.58	2.83	6.4	8.9	10.9	12.4	14.4	16.4	18.9
1.43	4.2	6.0	2450	6.56	7.57	1225	4.22	4.64	812	3.08	3.34	—	8.1	10.1	11.6	13.6	15.6	18.1
ARC-LENGTH CORRECTION FACTOR												0.72	0.77	0.81	0.83	0.86	0.88	0.91
1.43	4.6	6.6	2439	7.61	8.69	1220	4.91	5.34	808	3.57	3.83	—	7.3	9.3	10.8	12.8	14.8	17.3
1.44	3.2	4.6	2435	3.66	4.54	1217	2.44	2.83	807	1.81	2.07	7.5	10.0	12.0	13.5	15.5	17.5	20.0
1.44	3.6	5.2	2423	4.87	5.79	1212	3.16	3.56	803	2.33	2.58	6.7	9.2	11.2	12.7	14.7	16.7	19.2
1.45	4.0	5.8	2414	6.02	7.00	1207	3.88	4.29	800	2.83	3.09	—	8.4	10.4	11.9	13.9	15.9	18.4
1.45	4.4	6.4	2406	7.10	8.15	1203	4.57	4.99	797	3.33	3.59	—	7.6	9.6	11.1	13.1	15.1	17.6
ARC-LENGTH CORRECTION FACTOR												0.73	0.78	0.81	0.83	0.86	0.89	0.91
1.45	6.2	9.0	2411	11.08	12.62	1206	7.54	8.02	799	5.48	5.76	—	—	—	9.6	11.6	13.6	16.1
1.46	4.8	7.0	2400	8.12	9.25	1200	5.26	5.69	795	3.82	4.08	—	—	8.8	10.3	12.3	14.3	16.8
1.46	5.2	7.6	2395	9.06	10.29	1197	5.93	6.37	794	4.30	4.57	—	—	8.0	9.5	11.5	13.5	16.1
1.46	5.6	8.2	2390	9.93	11.27	1195	6.58	7.04	792	4.78	5.05	—	—	—	8.7	10.7	12.7	15.3
1.47	3.0	4.4	2386	3.05	3.90	1193	2.08	2.47	791	1.56	1.81	7.8	10.3	12.3	13.8	15.8	17.8	20.3
ARC-LENGTH CORRECTION FACTOR												0.73	0.78	0.81	0.83	0.86	0.89	0.91
1.47	3.4	5.0	2380	4.28	5.18	1190	2.81	3.21	789	2.08	2.33	7.0	9.5	11.5	13.0	15.0	17.0	19.5
1.47	3.8	5.6	2375	5.46	6.41	1187	3.53	3.93	787	2.58	2.84	6.2	8.7	10.7	12.2	14.2	16.2	18.7
1.48	4.2	6.2	2371	6.58	7.59	1185	4.24	4.65	786	3.09	3.34	—	7.9	9.9	11.4	13.4	15.4	18.0
1.50	3.2	4.8	2333	3.69	4.56	1167	2.45	2.84	773	1.82	2.08	7.3	9.8	11.8	13.3	15.3	17.3	19.9
1.50	3.6	5.4	2333	4.89	5.81	1167	3.18	3.58	773	2.33	2.59	6.5	9.0	11.0	12.5	14.6	16.6	19.1
ARC-LENGTH CORRECTION FACTOR												0.72	0.77	0.81	0.83	0.86	0.88	0.91
1.50	4.0	6.0	2333	6.04	7.02	1167	3.89	4.30	773	2.84	3.10	—	8.2	10.2	11.8	13.8	15.8	18.3
1.50	4.4	6.6	2333	7.12	8.17	1167	4.59	5.00	773	3.34	3.60	—	7.4	9.4	11.0	13.0	15.0	17.5
1.50	6.0	9.0	2333	10.74	12.20	1167	7.23	7.71	773	5.26	5.53	—	—	—	—	9.8	11.8	14.3
1.51	7.0	10.6	2311	12.35	14.21	1156	8.77	9.30	766	6.41	6.70	—	—	—	—	—	—	12.2
1.52	4.2	6.4	2297	6.60	7.61	1148	4.24	4.65	761	3.09	3.35	—	7.7	9.8	11.3	13.3	15.3	17.8
ARC-LENGTH CORRECTION FACTOR												0.0	0.77	0.80	0.83	0.85	0.88	0.91
1.52	4.6	7.0	2300	7.65	8.73	1150	4.93	5.35	762	3.58	3.85	—	—	9.0	10.5	12.5	14.5	17.0
1.52	5.0	7.6	2303	8.63	9.80	1151	5.61	6.04	763	4.07	4.34	—	—	8.2	9.7	11.7	13.7	16.2
1.52	5.4	8.2	2305	9.53	10.81	1152	6.27	6.72	764	4.55	4.82	—	—	—	8.9	10.9	12.9	15.4
1.53	3.0	4.6	2283	3.07	3.93	1141	2.09	2.48	757	1.57	1.82	7.6	10.1	12.2	13.7	15.7	17.7	20.2
1.53	3.4	5.2	2288	4.31	5.20	1144	2.82	3.22	758	2.08	2.34	6.8	9.4	11.4	12.9	14.9	16.9	19.4
ARC-LENGTH CORRECTION FACTOR												0.72	0.78	0.81	0.83	0.86	0.89	0.91
1.53	3.8	5.8	2293	5.49	6.43	1147	3.54	3.94	760	2.59	2.85	—	8.6	10.6	12.1	14.1	16.1	18.6
1.55	4.0	6.2	2258	6.06	7.04	1129	3.90	4.30	748	2.85	3.10	—	8.1	10.1	11.6	13.6	15.6	18.1
1.55	5.8	9.0	2256	10.38	11.77	1128	6.93	7.39	748	5.03	5.30	—	—	—	—	9.9	11.9	14.4
1.56	3.2	5.0	2240	3.71	4.58	1120	2.46	2.85	742	1.83	2.08	7.2	9.7	11.7	13.2	15.2	17.2	19.7
1.56	3.6	5.6	2250	4.92	5.83	1125	3.19	3.59	746	2.34	2.60	6.3	8.9	10.9	12.4	14.4	16.4	18.9
ARC-LENGTH CORRECTION FACTOR												0.72	0.77	0.81	0.83	0.86	0.88	0.91
1.57	4.2	6.6	2227	6.62	7.62	1114	4.25	4.66	738	3.10	3.35	—	7.6	9.6	11.1	13.1	15.1	17.6
1.58	3.8	6.0	2217	5.50	6.45	1108	3.55	3.95	735	2.60	2.85	—	8.4	10.4	11.9	13.9	15.9	18.4
1.58	4.8	7.6	2211	8.17	9.29	1105	5.28	5.71	733	3.84	4.10	—	—	8.3	9.8	11.8	13.8	16.4
1.58	5.2	8.2	2220	9.11	10.33	1110	5.95	6.39	736	4.32	4.59	—	—	—	9.0	11.0	13.0	15.6
1.59	3.4	5.4	2204	4.33	5.22	1102	2.83	3.23	730	2.09	2.34	6.7	9.2	11.2	12.7	14.7	16.7	19.2
ARC-LENGTH CORRECTION FACTOR												0.71	0.77	0.80	0.83	0.86	0.88	0.91
1.59	4.4	7.0	2200	7.15	8.20	1100	4.60	5.02	729	3.35	3.61	—	—	9.1	10.6	12.6	14.6	17.1
1.60	3.0	4.8	2188	3.09	3.95	1094	2.10	2.49	725	1.58	1.83	7.5	10.0	12.0	13.5	15.5	17.5	20.0
1.60	4.0	6.4	2188	6.07	7.05	1094	3.91	4.31	725	2.85	3.11	—	7.9	9.9	11.4	13.4	15.4	17.9
1.61	3.6	5.8	2172	4.93	5.85	1086	3.20	3.59	720	2.35	2.60	—	8.7	10.7	12.2	14.2	16.2	18.7
1.61	5.6	9.0	2178	9.99	11.32	1089	6.61	7.07	722	4.80	5.07	—	—	—	—	10.0	12.1	14.6
ARC-LENGTH CORRECTION FACTOR												0.72	0.77	0.81	0.83	0.86	0.88	0.91

A = STANDARD V-BELT
 AX = COGGED/NOTCHED V-BELT
 + IF RIM SPEED EXCEEDS 6500 FEET PER MINUTE, CONSULT *Martin*.



Stock Drive Selection **A**

V-BELT DRIVES

Nominal Center Distances And Arc-Length Correction Factor												Sheave Combination		Speed Ratio
A/AX Belt Length Designation												DriveR P. D.	DriveN P. D.	
55	60	68	75	80	85	90	96	105	112	120	128			
22.5	25.0	29.0	32.5	35.0	37.5	40.0	43.0	47.5	51.0	55.0	59.0	3.0	4.2	1.40
20.6	23.1	27.1	30.6	33.1	35.6	38.1	41.1	45.6	49.1	53.1	57.1	4.0	5.6	1.40
18.7	21.2	25.2	28.7	31.2	33.7	36.2	39.2	43.7	47.2	51.2	55.2	5.0	7.0	1.40
21.7	24.2	28.2	31.7	34.2	36.7	39.2	42.2	46.7	50.2	54.2	58.2	3.4	4.8	1.41
19.8	22.3	26.3	29.8	32.3	34.8	37.3	40.3	44.8	48.3	52.3	56.3	4.4	6.2	1.41
0.94	0.96	0.99	1.02	1.04	1.06	1.07	1.09	1.11	1.13	1.15	1.17			
17.9	20.4	24.4	27.9	30.4	32.9	35.4	38.4	42.9	46.4	50.4	54.4	5.4	7.6	1.41
17.1	19.6	23.6	27.1	29.6	32.1	34.6	37.6	42.1	45.6	49.6	53.6	5.8	8.2	1.41
16.0	18.5	22.5	26.0	28.5	31.0	33.5	36.5	41.0	44.5	48.5	52.5	6.4	9.0	1.41
20.9	23.4	27.4	30.9	33.4	35.9	38.4	41.4	45.9	49.4	53.4	57.4	3.8	5.4	1.42
20.1	22.6	26.6	30.1	32.6	35.1	37.6	40.6	45.1	48.6	52.6	56.6	4.2	6.0	1.43
0.93	0.96	0.99	1.02	1.04	1.05	1.07	1.09	1.11	1.13	1.15	1.17			
19.3	21.8	25.8	29.3	31.8	34.3	36.8	39.8	44.3	47.8	51.8	55.8	4.6	6.6	1.43
22.0	24.5	28.5	32.0	34.5	37.0	39.5	42.5	47.0	50.5	54.5	58.5	3.2	4.6	1.44
21.2	23.7	27.7	31.2	33.7	36.2	38.7	41.7	46.2	49.7	53.7	57.7	3.6	5.2	1.44
20.4	22.9	26.9	30.4	32.9	35.4	37.9	40.9	45.4	48.9	52.9	56.9	4.0	5.8	1.45
19.6	22.1	26.1	29.7	32.2	34.7	37.2	40.2	44.7	48.2	52.2	56.2	4.4	6.4	1.45
0.94	0.96	0.99	1.02	1.04	1.05	1.07	1.09	1.11	1.13	1.15	1.17			
16.2	18.7	22.7	26.2	28.7	31.2	33.7	36.7	41.2	44.7	48.7	52.7	6.2	9.0	1.45
18.9	21.4	25.4	28.9	31.4	33.9	36.4	39.4	43.9	47.4	51.4	55.4	4.8	7.0	1.46
18.1	20.6	24.6	28.1	30.6	33.1	35.6	38.6	43.1	46.6	50.6	54.6	5.2	7.6	1.46
17.3	19.8	23.8	27.3	29.8	32.3	34.8	37.8	42.3	45.8	49.8	53.8	5.6	8.2	1.46
22.3	24.8	28.8	32.3	34.8	37.3	39.8	42.8	47.3	50.8	54.8	58.8	3.0	4.4	1.47
0.94	0.96	0.99	1.02	1.04	1.05	1.07	1.09	1.11	1.13	1.15	1.17			
21.5	24.0	28.0	31.5	34.0	36.5	39.0	42.0	46.5	50.0	54.0	58.0	3.4	5.0	1.47
20.7	23.2	27.3	30.8	33.3	35.8	38.3	41.3	45.8	49.3	53.3	57.3	3.8	5.6	1.47
20.0	22.5	26.5	30.0	32.5	35.0	37.5	40.5	45.0	48.5	52.5	56.5	4.2	6.2	1.48
21.9	24.4	28.4	31.9	34.4	36.9	39.4	42.4	46.9	50.4	54.4	58.4	3.2	4.8	1.50
21.1	23.6	27.6	31.1	33.6	36.1	38.6	41.6	46.1	49.6	53.6	57.6	3.6	5.4	1.50
0.93	0.96	0.99	1.02	1.04	1.05	1.07	1.09	1.11	1.13	1.15	1.17			
20.3	22.8	26.8	30.3	32.8	35.3	37.8	40.8	45.3	48.8	52.8	56.8	4.0	6.0	1.50
19.5	22.0	26.0	29.5	32.0	34.5	37.0	40.0	44.5	48.0	52.0	56.0	4.4	6.6	1.50
16.3	18.8	22.8	26.3	28.8	31.3	33.8	36.8	41.3	44.8	48.8	52.8	6.0	9.0	1.50
14.2	16.7	20.7	24.3	26.8	29.3	31.8	34.8	39.3	42.8	46.8	50.8	7.0	10.6	1.51
19.8	22.3	26.3	29.8	32.3	34.8	37.3	40.3	44.8	48.3	52.3	56.3	4.2	6.4	1.52
0.93	0.96	0.99	1.02	1.04	1.05	1.07	1.09	1.11	1.13	1.15	1.17			
19.0	21.5	25.5	29.0	31.5	34.0	36.5	39.5	44.0	47.5	51.5	55.5	4.6	7.0	1.52
18.2	20.7	24.7	28.2	30.7	33.2	35.7	38.7	43.2	46.7	50.7	54.7	5.0	7.6	1.52
17.4	19.9	23.9	27.4	29.9	32.4	34.9	37.9	42.4	45.9	49.9	54.0	5.4	8.2	1.52
22.2	24.7	28.7	32.2	34.7	37.2	39.7	42.7	47.2	50.7	54.7	58.7	3.0	4.6	1.53
21.4	23.9	27.9	31.4	33.9	36.4	38.9	41.9	46.4	49.9	53.9	57.9	3.4	5.2	1.53
0.93	0.96	0.99	1.02	1.04	1.05	1.07	1.09	1.11	1.13	1.15	1.17			
20.6	23.1	27.1	30.6	33.1	35.6	38.1	41.1	45.6	49.1	53.1	57.1	3.8	5.8	1.53
20.1	22.6	26.6	30.1	32.6	35.1	37.6	40.6	45.1	48.6	52.6	56.6	4.0	6.2	1.55
16.4	19.0	23.0	26.5	29.0	31.5	34.0	37.0	41.5	45.0	49.0	53.0	5.8	9.0	1.55
21.7	24.2	28.2	31.7	34.2	36.7	39.2	42.2	46.7	50.2	54.2	58.2	3.2	5.0	1.56
20.9	23.4	27.4	30.9	33.4	35.9	38.4	41.4	45.9	49.4	53.4	57.4	3.6	5.6	1.56
0.93	0.96	0.99	1.02	1.04	1.05	1.07	1.09	1.11	1.13	1.15	1.17			
19.6	22.1	26.1	29.6	32.1	34.6	37.1	40.1	44.7	48.2	52.2	56.2	4.2	6.6	1.57
20.4	22.9	26.9	30.4	32.9	35.4	37.9	40.9	45.4	48.9	52.9	56.9	3.8	6.0	1.58
18.4	20.9	24.9	28.4	30.9	33.4	35.9	38.9	43.4	46.9	50.9	54.9	4.8	7.6	1.58
17.6	20.1	24.1	27.6	30.1	32.6	35.1	38.1	42.6	46.1	50.1	54.1	5.2	8.2	1.58
21.2	23.7	27.7	31.2	33.7	36.2	38.7	41.7	46.2	49.7	53.7	57.7	3.4	5.4	1.59
0.93	0.96	0.99	1.02	1.04	1.05	1.07	1.09	1.11	1.13	1.15	1.17			
19.2	21.7	25.7	29.2	31.7	34.2	36.7	39.7	44.2	47.7	51.7	55.7	4.4	7.0	1.59
22.0	24.5	28.5	32.0	34.5	37.0	39.5	42.5	47.0	50.5	54.5	58.5	3.0	4.8	1.60
19.9	22.4	26.5	30.0	32.5	35.0	37.5	40.5	45.0	48.5	52.5	56.5	4.0	6.4	1.60
20.7	23.2	27.2	30.7	33.2	35.8	38.3	41.3	45.8	49.3	53.3	57.3	3.6	5.8	1.61
16.6	19.1	23.1	26.6	29.1	31.6	34.1	37.1	41.6	45.2	49.2	53.2	5.6	9.0	1.61
0.93	0.96	0.99	1.02	1.04	1.05	1.07	1.09	1.11	1.13	1.15	1.17			

FOR BELT SIZES NOT SHOWN, INTERPOLATE FOR ADDITIONAL CENTER DISTANCE.

A Stock Drive Selection



V-BELT DRIVES

Speed Ratio	Sheave Combination		DriveN Speeds and HP Per Belt									Nominal Center Distance And Arc-Length Correction Factor						
			3500 RPM DriveR			1750 RPM DriveR			1160 RPM DriveR									
	DriveR P.D.	DriveN P.D.	DriveN RPM	HP Per Belt A	HP Per Belt AX	DriveN RPM	HP Per Belt A	HP Per Belt AX	DriveN RPM	HP Per Belt A	HP Per Belt AX	A/AX Belt Length Designation						
												26	31	35	38	42	46	51
1.61	6.6	10.6	2179	11.81	13.49	1090	8.19	8.69	722	5.96	6.25	—	—	—	—	—	12.5	
1.62	3.2	5.2	2154	3.72	4.60	1077	2.47	2.86	714	1.84	2.09	7.0	9.5	11.5	13.0	15.0	17.0	19.5
1.63	3.8	6.2	2145	5.52	6.46	1073	3.56	3.96	711	2.60	2.86	—	8.2	10.2	11.7	13.7	15.8	18.3
1.64	5.0	8.2	2134	8.66	9.83	1067	5.63	6.06	707	4.08	4.35	—	—	—	9.1	11.2	13.2	15.7
1.65	3.4	5.6	2125	4.34	5.24	1062	2.84	3.23	704	2.10	2.35	6.5	9.0	11.0	12.5	14.5	16.5	19.0
ARC-LENGTH CORRECTION FACTOR												0.72	0.77	0.80	0.83	0.86	0.88	0.91
1.65	4.0	6.6	2121	6.09	7.06	1061	3.91	4.32	703	2.85	3.11	—	7.7	9.7	11.2	13.3	15.3	17.8
1.65	4.6	7.6	2118	7.69	8.77	1059	4.95	5.37	702	3.60	3.86	—	—	8.4	10.0	12.0	14.0	16.5
1.66	6.4	10.6	2113	11.50	13.10	1057	7.89	8.37	700	5.74	6.02	—	—	—	—	—	10.1	12.6
1.67	3.0	5.0	2100	3.11	3.96	1050	2.11	2.50	696	1.58	1.83	7.3	9.8	11.8	13.3	15.3	17.3	19.8
1.67	3.6	6.0	2100	4.95	5.86	1050	3.20	3.60	696	2.35	2.61	—	8.5	10.5	12.1	14.1	16.1	18.6
ARC-LENGTH CORRECTION FACTOR												0.72	0.77	0.80	0.83	0.86	0.88	0.91
1.67	4.2	7.0	2100	6.64	7.65	1050	4.27	4.67	696	3.11	3.36	—	7.2	9.2	10.8	12.8	14.8	17.3
1.67	5.4	9.0	2100	9.58	10.85	1050	6.29	6.74	696	4.57	4.83	—	—	—	10.2	12.2	14.7	—
1.68	3.8	6.4	2078	5.53	6.47	1039	3.56	3.96	689	2.61	2.86	—	8.0	10.1	11.6	13.6	15.6	18.1
1.69	3.2	5.4	2074	3.74	4.61	1037	2.48	2.87	687	1.84	2.09	6.8	9.3	11.3	12.8	14.9	16.9	19.4
1.71	3.4	5.8	2052	4.36	5.25	1026	2.85	3.24	680	2.10	2.35	6.3	8.8	10.9	12.4	14.4	16.4	18.9
ARC-LENGTH CORRECTION FACTOR												0.71	0.77	0.80	0.83	0.85	0.88	0.91
1.71	4.8	8.2	2049	8.20	9.32	1024	5.30	5.72	679	3.85	4.11	—	—	—	9.3	11.3	13.3	15.8
1.71	6.2	10.6	2047	11.17	12.69	1024	7.58	8.06	678	5.51	5.79	—	—	—	—	—	10.2	12.8
1.71	7.0	12.0	2042	12.41	14.26	1021	8.80	9.32	677	6.43	6.72	—	—	—	—	—	—	—
1.72	3.6	6.2	2032	4.96	5.87	1016	3.21	3.60	674	2.36	2.61	—	8.4	10.4	11.9	13.9	15.9	18.4
1.73	3.0	5.2	2019	3.12	3.97	1010	2.11	2.50	669	1.59	1.84	7.1	9.6	11.7	13.2	15.2	17.2	19.7
ARC-LENGTH CORRECTION FACTOR												0.71	0.77	0.80	0.83	0.85	0.88	0.91
1.73	4.4	7.6	2026	7.19	8.23	1013	4.62	5.03	672	3.36	3.62	—	—	8.6	10.1	12.1	14.1	16.6
1.73	5.2	9.0	2022	9.15	10.36	1011	5.97	6.41	670	4.33	4.60	—	—	—	10.3	12.4	14.9	—
1.74	3.8	6.6	2015	5.54	6.48	1008	3.57	3.97	668	2.61	2.86	—	7.9	9.9	11.4	13.4	15.4	17.9
1.75	3.2	5.6	2000	3.75	4.62	1000	2.48	2.88	663	1.85	2.10	6.6	9.2	11.2	12.7	14.7	16.7	19.2
1.75	4.0	7.0	2000	6.11	7.08	1000	3.92	4.33	663	2.86	3.12	—	7.4	9.4	10.9	12.9	14.9	17.4
ARC-LENGTH CORRECTION FACTOR												0.71	0.76	0.80	0.82	0.85	0.88	0.91
1.76	3.4	6.0	1983	4.37	5.26	992	2.85	3.24	657	2.10	2.35	—	8.7	10.7	12.2	14.2	16.2	18.7
1.77	6.0	10.6	1981	10.81	12.27	991	7.27	7.74	657	5.28	5.55	—	—	—	—	—	10.4	12.9
1.78	3.6	6.4	1969	4.97	5.88	984	3.21	3.61	652	2.36	2.61	—	8.2	10.2	11.7	13.7	15.7	18.2
1.78	4.6	8.2	1963	7.71	8.79	982	4.97	5.38	651	3.61	3.86	—	—	—	9.4	11.5	13.5	16.0
1.80	3.0	5.4	1944	3.13	3.98	972	2.12	2.51	644	1.59	1.84	6.9	9.5	11.5	13.0	15.0	17.0	19.5
ARC-LENGTH CORRECTION FACTOR												0.71	0.76	0.80	0.82	0.85	0.88	0.91
1.80	5.0	9.0	1944	8.69	9.86	972	5.64	6.07	644	4.09	4.36	—	—	—	—	10.5	12.5	15.0
1.81	3.2	5.8	1931	3.76	4.63	966	2.49	2.88	640	1.85	2.10	6.5	9.0	11.0	12.5	14.5	16.5	19.0
1.81	4.2	7.6	1934	6.67	7.67	967	4.28	4.69	641	3.11	3.37	—	—	8.7	10.2	12.3	14.3	16.8
1.82	3.4	6.2	1919	4.37	5.26	960	2.86	3.25	636	2.11	2.36	—	8.5	10.5	12.0	14.0	16.0	18.6
1.82	6.6	12.0	1925	11.85	13.53	962	8.21	8.71	638	5.98	6.26	—	—	—	—	—	—	11.2
ARC-LENGTH CORRECTION FACTOR												0.70	0.76	0.80	0.82	0.85	0.88	0.91
1.83	3.6	6.6	1909	4.97	5.89	955	3.22	3.61	633	2.36	2.61	—	8.0	10.0	11.5	13.6	15.6	18.1
1.83	5.8	10.6	1915	10.44	11.82	958	6.96	7.42	635	5.05	5.32	—	—	—	—	—	10.5	13.0
1.84	3.8	7.0	1900	5.56	6.50	950	3.58	3.97	630	2.61	2.87	—	7.5	9.5	11.1	13.1	15.1	17.6
1.86	4.4	8.2	1878	7.21	8.24	939	4.63	5.04	622	3.36	3.62	—	—	8.0	9.6	11.6	13.6	16.1
1.87	3.0	5.6	1875	3.14	3.99	938	2.12	2.51	621	1.59	1.84	6.8	9.3	11.3	12.8	14.8	16.8	19.4
ARC-LENGTH CORRECTION FACTOR												0.70	0.76	0.80	0.82	0.85	0.88	0.91
1.88	3.2	6.0	1867	3.77	4.64	933	2.49	2.88	619	1.85	2.10	6.3	8.8	10.8	12.3	14.4	16.4	18.9
1.88	3.4	6.4	1859	4.38	5.27	930	2.86	3.25	616	2.11	2.36	—	8.3	10.3	11.9	13.9	15.9	18.4
1.88	4.8	9.0	1867	8.22	9.34	933	5.31	5.74	619	3.85	4.11	—	—	—	8.6	10.6	12.6	15.2
1.88	6.4	12.0	1867	11.54	13.13	933	7.90	8.39	619	5.75	6.03	—	—	—	—	—	—	11.4
1.89	5.6	10.6	1849	10.04	11.36	925	6.64	7.09	613	4.81	5.08	—	—	—	—	—	10.6	13.2
ARC-LENGTH CORRECTION FACTOR												0.70	0.76	0.79	0.82	0.85	0.88	0.91
1.89	7.0	13.2	1856	12.43	14.28	928	8.82	9.34	615	6.43	6.73	—	—	—	—	—	—	—
1.90	4.0	7.6	1842	6.13	7.10	921	3.93	4.34	611	2.87	3.12	—	—	8.9	10.4	12.4	14.4	16.9
1.93	3.0	5.8	1810	3.15	4.00	905	2.13	2.51	600	1.59	1.84	6.6	9.1	11.2	12.7	14.7	16.7	19.2
1.94	3.2	6.2	1806	3.78	4.64	903	2.50	2.89	599	1.85	2.10	—	8.6	10.7	12.2	14.2	16.2	18.7
1.94	3.4	6.6	1803	4.39	5.28	902	2.86	3.25	598	2.11	2.36	—	8.1	10.2	11.7	13.7	15.7	18.2
ARC-LENGTH CORRECTION FACTOR												0.70	0.76	0.80	0.82	0.85	0.88	0.91

A = STANDARD V-BELT
 AX = COGGED/NOTCHED V-BELT
 + IF RIM SPEED EXCEEDS 6500 FEET PER MINUTE, CONSULT *Martin*.



Stock Drive Selection **A**

V-BELT DRIVES

Nominal Center Distances And Arc-Length Correction Factor												Sheave Combination		Speed Ratio
A/AX Belt Length Designation												DriveR P. D.	DriveN P. D.	
55	60	68	75	80	85	90	96	105	112	120	128			
14.5	17.0	21.0	24.6	27.1	29.6	32.1	35.1	39.6	43.1	47.1	51.1	6.6	10.6	1.61
21.5	24.0	28.0	31.5	34.0	36.5	39.0	42.0	46.5	50.0	54.0	58.0	3.2	5.2	1.62
20.3	22.8	26.8	30.3	32.8	35.3	37.8	40.8	45.3	48.8	52.8	56.8	3.8	6.2	1.63
17.7	20.2	24.2	27.7	30.2	32.7	35.2	38.2	42.8	46.3	50.3	54.3	5.0	8.2	1.64
21.1	23.6	27.6	31.1	33.6	36.1	38.6	41.6	46.1	49.6	53.6	57.6	3.4	5.6	1.65
0.93	0.96	0.99	1.02	1.04	1.05	1.07	1.09	1.11	1.13	1.15	1.17			
19.8	22.3	26.3	29.8	32.3	34.8	37.3	40.3	44.8	48.3	52.3	56.3	4.0	6.6	1.65
18.5	21.0	25.0	28.5	31.0	33.5	36.0	39.0	43.5	47.0	51.0	55.0	4.6	7.6	1.65
14.6	17.2	21.2	24.7	27.2	29.7	32.2	35.2	39.7	43.2	47.3	51.3	6.4	10.6	1.66
21.8	24.3	28.3	31.9	34.4	36.9	39.4	42.4	46.9	50.4	54.4	58.4	3.0	5.0	1.67
20.6	23.1	27.1	30.6	33.1	35.6	38.1	41.1	45.6	49.1	53.1	57.1	3.6	6.0	1.67
0.93	0.96	0.99	1.02	1.04	1.05	1.07	1.09	1.11	1.13	1.15	1.17			
19.3	21.8	25.8	29.3	31.8	34.3	36.8	39.8	44.3	47.8	51.8	55.8	4.2	7.0	1.67
16.7	19.3	23.3	26.8	29.3	31.8	34.3	37.3	41.8	45.3	49.3	53.3	5.4	9.0	1.67
20.1	22.6	26.6	30.1	32.6	35.1	37.6	40.6	45.1	48.6	52.6	56.6	3.8	6.4	1.68
21.4	23.9	27.9	31.4	33.9	36.4	38.9	41.9	46.4	49.9	53.9	57.9	3.2	6.4	1.69
20.9	23.4	27.4	30.9	33.4	35.9	38.4	41.4	45.9	49.4	53.4	57.4	3.4	5.8	1.71
0.93	0.95	0.99	1.02	1.03	1.05	1.07	1.09	1.11	1.13	1.15	1.16			
17.9	20.4	24.4	27.9	30.4	32.9	35.4	38.4	42.9	46.4	50.4	54.4	4.8	8.2	1.71
14.8	17.3	21.3	24.9	27.4	29.9	32.4	35.4	39.9	43.4	47.4	51.4	6.2	10.6	1.71
13.0	15.5	19.6	23.1	25.6	28.1	30.6	33.6	38.1	41.7	45.7	49.7	7.0	12.0	1.71
20.4	22.9	26.9	30.4	32.9	35.4	37.9	40.9	45.4	48.9	52.9	56.9	3.6	6.2	1.72
21.7	24.2	28.2	31.7	34.2	36.7	39.2	42.2	46.7	50.2	54.2	58.2	3.0	5.2	1.73
0.93	0.96	0.99	1.02	1.04	1.05	1.07	1.09	1.11	1.13	1.15	1.16			
18.7	21.2	25.2	28.7	31.2	33.7	36.2	39.2	43.7	47.2	51.2	55.2	4.4	7.6	1.73
16.9	19.4	23.4	26.9	29.4	31.9	34.4	37.4	42.0	45.5	49.5	53.5	5.2	9.0	1.73
19.9	22.4	26.4	29.9	32.5	35.0	37.5	40.5	45.0	48.5	52.5	56.5	3.8	6.6	1.74
21.2	23.7	27.7	31.2	33.7	36.2	38.7	41.7	46.2	49.7	53.7	57.7	3.2	5.6	1.75
19.5	22.0	26.0	29.5	32.0	34.5	37.0	40.0	44.5	48.0	52.0	56.0	4.0	7.0	1.75
0.93	0.95	0.99	1.02	1.03	1.05	1.07	1.08	1.11	1.13	1.15	1.16			
20.7	23.2	27.2	30.7	33.2	35.7	38.2	41.2	45.7	49.3	53.3	57.3	3.4	6.0	1.76
14.9	17.5	21.5	25.0	27.5	30.0	32.5	35.5	40.0	43.6	47.6	51.6	6.0	10.6	1.77
20.2	22.8	26.8	30.3	32.8	35.3	37.8	40.8	45.3	48.8	52.8	56.8	3.6	6.4	1.78
18.0	20.5	24.5	28.0	30.5	33.0	35.6	38.6	43.1	46.6	50.6	54.6	4.6	8.2	1.78
21.5	24.0	28.0	31.5	34.0	36.5	39.0	42.0	46.5	50.0	54.0	58.0	3.0	5.4	1.80
0.93	0.95	0.99	1.02	1.03	1.05	1.07	1.08	1.11	1.13	1.15	1.16			
17.0	19.6	23.6	27.1	29.6	32.1	34.6	37.6	42.1	45.6	49.6	53.6	5.0	9.0	1.80
21.0	23.5	27.6	31.1	33.6	36.1	38.6	41.6	46.1	49.6	53.6	57.6	3.2	5.8	1.81
18.8	21.3	25.3	28.8	31.3	33.8	36.3	39.3	43.8	47.4	51.4	55.4	4.2	7.6	1.81
20.6	23.1	27.1	30.6	33.1	35.6	38.1	41.1	45.6	49.1	53.1	57.1	3.4	6.2	1.82
13.3	15.8	19.9	23.4	25.9	28.4	30.9	33.9	38.4	42.0	46.0	50.0	6.6	12.0	1.82
0.93	0.95	0.99	1.02	1.03	1.05	1.07	1.08	1.11	1.13	1.15	1.16			
20.1	22.6	26.6	30.1	32.6	35.1	37.6	40.6	45.1	48.6	52.6	56.6	3.6	6.6	1.83
15.1	17.6	21.6	25.2	27.7	30.2	32.7	35.7	40.2	43.7	47.7	51.7	5.8	10.6	1.83
19.6	22.1	26.1	29.6	32.1	34.6	37.1	40.1	44.6	48.1	52.1	56.1	3.8	7.0	1.84
18.2	20.7	24.7	28.2	30.7	33.2	35.7	38.7	43.2	46.7	50.7	54.7	4.4	8.2	1.86
21.4	23.9	27.9	31.4	33.9	36.4	38.9	41.9	46.4	49.9	53.9	57.9	3.0	5.6	1.87
0.93	0.95	0.99	1.02	1.03	1.05	1.07	1.08	1.11	1.13	1.15	1.16			
20.9	23.4	27.4	30.9	33.4	35.9	38.4	41.4	45.9	49.4	53.4	57.4	3.2	6.0	1.88
20.4	22.9	26.9	30.4	32.9	35.4	37.9	40.9	45.4	48.9	52.9	56.9	3.4	6.4	1.88
17.2	19.7	23.7	27.2	29.7	32.2	34.7	37.8	42.3	45.8	49.8	53.8	4.8	9.0	1.88
13.4	16.0	20.0	23.5	26.0	28.6	31.1	34.1	38.6	42.1	46.1	50.1	6.4	12.0	1.88
15.2	17.8	21.8	25.3	27.8	30.3	32.8	35.8	40.3	43.9	47.9	51.9	5.6	10.6	1.89
0.93	0.95	0.99	1.01	1.03	1.05	1.07	1.08	1.11	1.13	1.15	1.16			
11.9	14.5	18.5	22.1	24.6	27.1	29.6	32.6	37.2	40.7	44.7	48.7	7.0	13.2	1.89
19.0	21.5	25.5	29.0	31.5	34.0	36.5	39.5	44.0	47.5	51.5	55.5	4.0	7.6	1.90
21.2	23.7	27.7	31.2	33.7	36.2	38.7	41.7	46.2	49.7	53.7	57.7	3.0	5.8	1.93
20.7	23.2	27.2	30.7	33.2	35.7	38.2	41.2	45.7	49.2	53.2	57.2	3.2	6.2	1.94
20.2	22.7	26.7	30.3	32.8	35.3	37.8	40.8	45.3	48.8	52.8	56.8	3.4	6.6	1.94
0.93	0.95	0.99	1.01	1.03	1.05	1.07	1.08	1.11	1.13	1.15	1.16			

FOR BELT SIZES NOT SHOWN, INTERPOLATE FOR ADDITIONAL CENTER DISTANCE.

A Stock Drive Selection



V-BELT DRIVES

Speed Ratio	Sheave Combination		DriveN Speeds and HP Per Belt									Nominal Center Distance And Arc-Length Correction Factor						
			3500 RPM DriveR			1750 RPM DriveR			1160 RPM DriveR									
	DriveR P.D.	DriveN P.D.	DriveN RPM	HP Per Belt A	HP Per Belt AX	DriveN RPM	HP Per Belt A	HP Per Belt AX	DriveN RPM	HP Per Belt A	HP Per Belt AX	A/AX Belt Length Designation						
												26	31	35	38	42	46	51
1.94	3.6	7.0	1800	4.98	5.90	900	3.22	3.62	597	2.37	2.62	—	7.6	9.7	11.2	13.2	15.2	17.7
1.94	6.2	12.8	1808	11.20	12.72	904	7.59	8.07	599	5.52	5.80	—	—	—	—	—	—	11.5
1.95	4.2	8.2	1793	6.68	7.68	896	4.29	4.69	594	3.12	3.37	—	—	8.2	9.7	11.7	13.8	16.3
1.96	4.6	9.0	1789	7.73	8.81	894	4.98	5.39	593	3.61	3.87	—	—	—	8.7	10.7	12.8	15.3
1.96	5.4	10.6	1783	9.62	10.89	892	6.31	6.76	591	4.58	4.85	—	—	—	—	—	10.8	13.3
ARC-LENGTH CORRECTION FACTOR												0.0	0.74	0.78	0.81	0.84	0.87	0.90
2.00	3.0	6.0	1750	3.16	4.00	875	2.13	2.52	580	1.60	1.85	6.4	9.0	11.0	12.5	14.5	16.5	19.0
2.00	3.2	6.4	1750	3.78	4.65	875	2.50	2.89	580	1.86	2.11	—	8.5	10.5	12.0	14.0	16.0	18.5
2.00	3.8	7.6	1750	5.57	6.51	875	3.58	3.98	580	2.62	2.87	—	—	9.0	10.5	12.6	14.6	17.1
2.00	6.0	12.0	1750	10.84	12.29	875	7.28	7.75	580	5.29	5.56	—	—	—	—	—	—	11.6
2.00	6.6	13.2	1750	11.87	13.54	875	8.22	8.71	580	5.98	6.27	—	—	—	—	—	—	—
ARC-LENGTH CORRECTION FACTOR												0.69	0.75	0.79	0.82	0.85	0.87	0.90
2.04	5.2	10.6	1717	9.18	10.40	858	5.99	6.42	569	4.34	4.61	—	—	—	—	—	10.9	13.5
2.05	4.0	8.2	1707	6.14	7.11	854	3.94	4.34	566	2.87	3.13	—	—	8.3	9.8	11.9	13.9	16.4
2.05	4.4	9.0	1711	7.22	8.26	856	4.64	5.05	567	3.37	3.63	—	—	—	8.8	10.9	12.9	15.5
2.06	3.2	6.6	1697	3.79	4.65	848	2.50	2.89	562	1.86	2.11	—	8.3	10.3	11.8	13.8	15.9	18.4
2.06	3.4	7.0	1700	4.40	5.29	850	2.87	3.26	563	2.11	2.36	—	7.8	9.8	11.3	13.4	15.4	17.9
ARC-LENGTH CORRECTION FACTOR												0.0	0.75	0.79	0.81	0.84	0.87	0.90
2.06	6.4	13.2	1697	11.55	13.15	848	7.91	8.40	562	5.75	6.03	—	—	—	—	—	—	—
2.07	3.0	6.2	1694	3.16	4.01	847	2.13	2.52	561	1.60	1.85	6.2	8.8	10.8	12.3	14.3	16.3	18.9
2.07	5.8	12.0	1692	10.46	11.84	846	6.97	7.43	561	5.06	5.33	—	—	—	—	—	—	11.8
2.11	3.6	7.6	1658	5.00	5.91	829	3.23	3.62	549	2.37	2.62	—	—	9.1	10.7	12.7	14.7	17.2
2.12	5.0	10.6	1651	8.72	9.89	825	5.66	6.09	547	4.10	4.37	—	—	—	—	—	11.0	13.6
ARC-LENGTH CORRECTION FACTOR												0.69	0.75	0.79	0.82	0.85	0.87	0.90
2.13	3.0	6.4	1641	3.16	4.01	820	2.14	2.52	544	1.60	1.85	—	8.6	10.6	12.1	14.2	16.2	18.7
2.13	6.2	13.2	1644	11.21	12.73	822	7.60	8.08	545	5.52	5.80	—	—	—	—	—	—	—
2.14	4.2	9.0	1633	6.70	7.70	817	4.29	4.70	541	3.12	3.38	—	—	—	9.0	11.0	13.1	15.6
2.14	5.6	12.0	1633	10.06	11.38	817	6.65	7.10	541	4.82	5.09	—	—	—	—	—	—	11.9
2.14	7.0	15.0	1633	12.45	14.30	817	8.83	9.35	541	6.44	6.73	—	—	—	—	—	—	—
ARC-LENGTH CORRECTION FACTOR												0.0	0.75	0.79	0.81	0.84	0.87	0.90
2.16	3.8	8.2	1622	5.58	6.52	811	3.59	3.99	538	2.62	2.88	—	—	8.4	10.0	12.0	14.1	16.6
2.19	3.2	7.0	1600	3.79	4.66	800	2.51	2.89	530	1.86	2.11	—	7.9	10.0	11.5	13.5	15.5	18.0
2.20	3.0	6.6	1591	3.17	4.01	795	2.14	2.52	527	1.60	1.85	—	8.4	10.5	12.0	14.0	16.0	18.5
2.20	6.0	13.2	1591	10.85	12.30	795	7.29	7.76	527	5.29	5.57	—	—	—	—	—	—	—
2.21	4.8	10.6	1585	8.25	9.37	792	5.32	5.75	525	3.86	4.12	—	—	—	—	—	11.2	13.7
ARC-LENGTH CORRECTION FACTOR												0.0	0.74	0.78	0.81	0.84	0.87	0.90
2.22	5.4	12.0	1575	9.64	10.90	787	6.32	6.77	522	4.58	4.85	—	—	—	—	—	—	12.0
2.23	7.0	15.6	1571	12.46	14.31	785	8.83	9.35	521	6.44	6.73	—	—	—	—	—	—	—
2.24	3.4	7.6	1566	4.41	5.29	783	2.87	3.26	519	2.12	2.37	—	7.2	9.3	10.8	12.8	14.9	17.4
2.25	4.0	9.0	1556	6.15	7.12	778	3.94	4.35	516	2.88	3.13	—	—	—	9.1	11.2	13.2	15.7
2.27	6.6	15.0	1540	11.88	13.56	770	8.22	8.72	510	5.99	6.27	—	—	—	—	—	—	—
ARC-LENGTH CORRECTION FACTOR												0.0	0.72	0.77	0.80	0.83	0.86	0.89
2.28	3.6	8.2	1537	5.01	5.92	768	3.23	3.63	509	2.37	2.62	—	—	8.6	10.1	12.2	14.2	16.7
2.28	5.8	13.2	1538	10.47	11.86	769	6.97	7.43	510	5.06	5.33	—	—	—	—	—	—	—
2.30	4.6	10.6	1519	7.75	8.83	759	4.99	5.40	503	3.62	3.88	—	—	—	—	9.2	11.3	13.9
2.31	5.2	12.0	1517	9.20	10.41	758	6.00	6.43	503	4.35	4.61	—	—	—	—	—	—	12.2
2.33	3.0	7.0	1500	3.17	4.02	750	2.14	2.53	497	1.60	1.85	—	8.0	10.1	11.6	13.6	15.7	18.2
ARC-LENGTH CORRECTION FACTOR												0.0	0.73	0.78	0.80	0.84	0.86	0.90
2.34	6.4	15.0	1493	11.57	13.16	747	7.92	8.40	495	5.76	6.04	—	—	—	—	—	—	—
2.36	5.6	13.2	1485	10.07	11.39	742	6.65	7.10	492	4.82	5.09	—	—	—	—	—	—	—
2.36	6.6	15.6	1481	11.89	13.56	740	8.23	8.72	491	5.99	6.27	—	—	—	—	—	—	—
2.37	3.2	7.6	1474	3.80	4.67	737	2.51	2.90	488	1.86	2.11	—	7.3	9.4	10.9	13.0	15.0	17.5
2.37	3.8	9.0	1478	5.59	6.53	739	3.59	3.99	490	2.63	2.88	—	—	—	9.2	11.3	13.3	15.9
ARC-LENGTH CORRECTION FACTOR												0.0	0.72	0.77	0.80	0.83	0.86	0.89
2.40	5.0	12.0	1458	8.74	9.90	729	5.66	6.09	483	4.11	4.37	—	—	—	—	—	—	12.3
2.41	3.4	8.2	1451	4.42	5.30	726	2.88	3.27	481	2.12	2.37	—	—	8.7	10.3	12.3	14.3	16.9
2.41	4.4	10.6	1453	7.24	8.28	726	4.65	5.06	482	3.37	3.63	—	—	—	—	9.4	11.4	14.0
2.42	6.2	15.0	1447	11.23	12.75	723	7.61	8.08	479	5.53	5.81	—	—	—	—	—	—	—
2.44	5.4	13.2	1432	9.65	10.91	716	6.33	6.77	475	4.59	4.85	—	—	—	—	—	—	—
ARC-LENGTH CORRECTION FACTOR												0.0	0.0	0.76	0.79	0.82	0.85	0.89

A = STANDARD V-BELT
 AX = COGGED/NOTCHED V-BELT
 + IF RIM SPEED EXCEEDS 6500 FEET PER MINUTE, CONSULT *Martin*.



Stock Drive Selection **A**

Nominal Center Distances And Arc-Length Correction Factor												Sheave Combination		Speed Ratio
A/AX Belt Length Designation												DriveR P. D.	DriveN P. D.	
55	60	68	75	80	85	90	96	105	112	120	128			
19.8	22.3	26.3	29.8	32.3	34.8	37.3	40.3	44.8	48.3	52.3	56.3	3.6	7.0	1.94
13.5	16.1	20.1	23.7	26.2	28.7	31.2	34.2	38.7	42.3	46.3	50.3	6.2	12.0	1.94
18.3	20.8	24.8	28.3	30.8	33.4	35.9	38.9	43.4	46.9	50.9	54.9	4.2	8.2	1.95
17.3	19.8	23.9	27.4	29.9	32.4	34.9	37.9	42.4	45.9	49.9	53.9	4.6	9.0	1.96
15.4	17.9	21.9	25.5	28.0	30.5	33.0	36.0	40.5	44.0	48.0	52.0	5.4	10.6	1.96
0.92	0.95	0.98	1.01	1.03	1.05	1.06	1.08	1.11	1.12	1.14	1.16			
21.0	23.5	27.5	31.0	33.5	36.1	38.6	41.6	46.1	49.6	53.6	57.6	3.0	6.0	2.00
20.5	23.1	27.1	30.6	33.1	35.6	38.1	41.1	45.6	49.1	53.1	57.1	3.2	6.4	2.00
19.1	21.6	25.6	29.1	31.6	34.1	36.6	39.7	44.2	47.7	51.7	55.7	3.8	7.6	2.00
13.7	16.2	20.3	23.8	26.3	28.9	31.4	34.4	38.9	42.4	46.4	50.4	6.0	12.0	2.00
12.2	14.7	18.8	22.4	24.9	27.4	29.9	32.9	37.5	41.0	45.0	49.0	6.6	13.2	2.00
0.93	0.95	0.99	1.01	1.03	1.05	1.06	1.08	1.11	1.13	1.14	1.16			
15.5	18.0	22.1	25.6	28.1	30.6	33.1	36.1	40.7	44.2	48.2	52.2	5.2	10.6	2.04
18.4	21.0	25.0	28.5	31.0	33.5	36.0	39.0	43.5	47.0	51.0	55.0	4.0	8.2	2.05
17.5	20.0	24.0	27.5	30.0	32.5	35.1	38.1	42.6	46.1	50.1	54.1	4.4	9.0	2.05
20.4	22.9	26.9	30.4	32.9	35.4	37.9	40.9	45.4	48.9	52.9	56.9	3.2	6.6	2.06
19.9	22.4	26.4	29.9	32.4	34.9	37.4	40.4	44.9	48.4	52.5	56.5	3.4	7.0	2.06
0.92	0.95	0.98	1.01	1.03	1.05	1.06	1.08	1.11	1.12	1.14	1.16			
12.3	14.9	19.0	22.5	25.0	27.5	30.1	33.1	37.6	41.1	45.1	49.1	6.4	13.2	2.06
20.9	23.4	27.4	30.9	33.4	35.9	38.4	41.4	45.9	49.4	53.4	57.4	3.0	6.2	2.07
13.8	16.4	20.4	24.0	26.5	29.0	31.5	34.5	39.0	42.6	46.6	50.6	5.8	12.0	2.07
19.2	21.8	25.8	29.3	31.8	34.3	36.8	39.8	44.3	47.8	51.8	55.8	3.6	7.6	2.11
15.6	18.2	22.2	25.7	28.3	30.8	33.3	36.3	40.8	44.3	48.3	52.3	5.0	10.6	2.12
0.92	0.95	0.98	1.01	1.03	1.05	1.06	1.08	1.11	1.12	1.14	1.16			
20.7	23.2	27.2	30.7	33.2	35.7	38.2	41.2	45.7	49.2	53.2	57.2	3.0	6.4	2.13
12.4	15.0	19.1	22.6	25.2	27.7	30.2	33.2	37.8	41.3	45.3	49.3	6.2	13.2	2.13
17.6	20.1	24.2	27.7	30.2	32.7	35.2	38.2	42.7	46.2	50.2	54.2	4.2	9.0	2.14
14.0	16.5	20.6	24.1	26.6	29.2	31.7	34.7	39.2	42.7	46.7	50.7	5.6	12.0	2.14
—	12.7	16.9	20.5	23.0	25.6	28.1	31.1	35.6	39.2	43.2	47.2	7.0	15.0	2.14
0.92	0.95	0.98	1.01	1.03	1.05	1.06	1.08	1.11	1.12	1.14	1.16			
18.6	21.1	25.1	28.6	31.1	33.7	36.2	39.2	43.7	47.2	51.2	55.2	3.8	8.2	2.16
20.0	22.6	26.6	30.1	32.6	35.1	37.6	40.6	45.1	48.6	52.6	56.6	3.2	7.0	2.19
20.5	23.0	27.1	30.6	33.1	35.6	38.1	41.1	45.6	49.1	53.1	57.1	3.0	6.6	2.20
12.6	15.1	19.2	22.8	25.3	27.8	30.4	33.4	37.9	41.4	45.4	49.4	6.0	13.2	2.20
15.8	18.3	22.4	25.9	28.4	30.9	33.4	36.4	41.0	44.5	48.5	52.5	4.8	10.6	2.21
0.92	0.94	0.98	1.01	1.03	1.04	1.06	1.08	1.10	1.12	1.14	1.16			
14.1	16.7	20.7	24.3	26.8	29.3	31.8	34.8	39.3	42.9	46.9	50.9	5.4	12.0	2.22
—	—	16.3	19.9	22.5	25.0	27.6	30.6	35.1	38.7	42.7	46.7	7.0	15.6	2.23
19.4	21.9	25.9	29.4	31.9	34.4	37.0	40.0	44.5	48.0	52.0	56.0	3.4	7.6	2.24
17.8	20.3	24.3	27.8	30.3	32.8	35.4	38.4	42.9	46.4	50.4	54.4	4.0	9.0	2.25
—	13.0	17.2	20.8	23.3	25.8	28.4	31.4	35.9	39.5	43.5	47.5	6.6	15.0	2.27
0.92	0.94	0.98	1.01	1.03	1.04	1.06	1.08	1.10	1.12	1.14	1.16			
18.7	21.3	25.3	28.8	31.3	33.8	36.3	39.3	43.8	47.3	51.3	55.3	3.6	8.2	2.28
12.7	15.3	19.4	22.9	25.5	28.0	30.5	33.5	38.0	41.6	45.6	49.6	5.8	13.2	2.28
15.9	18.5	22.5	26.0	28.6	31.1	33.6	36.6	41.1	44.6	48.6	52.6	4.6	10.6	2.30
14.2	16.8	20.9	24.4	26.9	29.4	32.0	35.0	39.5	43.0	47.0	51.0	5.2	12.0	2.31
20.2	22.7	26.7	30.2	32.7	35.2	37.7	40.7	45.3	48.8	52.8	56.8	3.0	7.0	2.33
0.92	0.94	0.98	1.01	1.03	1.04	1.06	1.08	1.10	1.12	1.14	1.16			
—	13.1	17.3	20.9	23.4	26.0	28.5	31.5	36.1	39.6	43.6	47.6	6.4	15.0	2.34
12.8	15.4	19.5	23.1	25.6	28.1	30.6	33.7	38.2	41.7	45.7	49.7	5.6	13.2	2.36
—	—	16.6	20.2	22.8	25.3	27.9	30.9	35.4	39.0	43.0	47.0	6.6	15.6	2.36
19.5	22.1	26.1	29.6	32.1	34.6	37.1	40.1	44.6	48.1	52.1	56.1	3.2	7.6	2.37
17.9	20.4	24.5	28.0	30.5	33.0	35.5	38.5	43.0	46.5	50.5	54.5	3.8	9.0	2.37
0.91	0.94	0.98	1.01	1.02	1.04	1.06	1.08	1.10	1.12	1.14	1.16			
14.4	16.9	21.0	24.5	27.1	29.6	32.1	35.1	39.6	43.2	47.2	51.2	5.0	12.0	2.40
18.9	21.4	25.4	28.9	31.4	34.0	36.5	39.5	44.0	47.5	51.5	55.5	3.4	8.2	2.41
16.1	18.6	22.7	26.2	28.7	31.2	33.7	36.7	41.3	44.8	48.8	52.8	4.4	10.6	2.41
—	13.3	17.4	21.0	23.6	26.1	28.7	31.7	36.2	39.8	43.8	47.8	6.2	15.0	2.42
13.0	15.6	19.7	23.2	25.7	28.3	30.8	33.8	38.3	41.9	45.9	49.9	5.4	13.2	2.44
0.91	0.94	0.97	1.00	1.02	1.04	1.06	1.08	1.10	1.12	1.14	1.16			

FOR BELT SIZES NOT SHOWN, INTERPOLATE FOR ADDITIONAL CENTER DISTANCE.

V-BELT DRIVES

A Stock Drive Selection



V-BELT DRIVES

Speed Ratio	Sheave Combination		DriveN Speeds and HP Per Belt									Nominal Center Distance And Arc-Length Correction Factor							
			3500 RPM DriveR			1750 RPM DriveR			1160 RPM DriveR										
	DriveR P.D.	DriveN P.D.	DriveN RPM	HP Per Belt A	HP Per Belt AX	DriveN RPM	HP Per Belt A	HP Per Belt AX	DriveN RPM	HP Per Belt A	HP Per Belt AX	A/AX Belt Length Designation							
												26	31	35	38	42	46	51	
2.44	6.4	15.6	1436	11.57	13.16	718	7.92	8.41	476	5.76	6.04	—	—	—	—	—	—		
2.50	3.6	9.0	1400	5.01	5.92	700	3.24	3.63	464	2.37	2.63	—	—	—	9.4	11.4	13.5	16.0	
2.50	4.8	12.0	1400	8.26	9.38	700	5.33	5.75	464	3.87	4.13	—	—	—	—	—	—	12.4	
2.50	6.0	15.0	1400	10.86	12.31	700	7.29	7.76	464	5.30	5.57	—	—	—	—	—	—	—	
2.52	4.2	10.6	1387	6.71	7.71	693	4.30	4.71	460	3.13	3.38	—	—	—	—	9.5	11.6	14.2	
ARC-LENGTH CORRECTION FACTOR												0.0	0.0	0.0	0.77	0.81	0.84	0.88	
2.52	6.2	15.6	1391	11.23	12.75	696	7.61	8.09	461	5.53	5.81	—	—	—	—	—	—	—	
2.53	3.0	7.6	1382	3.18	4.03	691	2.14	2.53	458	1.60	1.85	—	—	7.5	9.5	11.1	13.1	15.2	17.7
2.54	5.2	13.2	1379	9.20	10.42	689	6.00	6.43	457	4.35	4.61	—	—	—	—	—	—	—	11.0
2.56	3.2	8.2	1366	3.81	4.67	683	2.51	2.90	453	1.86	2.11	—	—	—	8.8	10.4	12.4	14.5	17.0
2.57	7.0	18.0	1361	12.47	14.32	681	8.83	9.35	451	6.45	6.74	—	—	—	—	—	—	—	—
ARC-LENGTH CORRECTION FACTOR												0.0	0.72	0.77	0.79	0.83	0.86	0.89	
2.59	5.8	15.0	1353	10.48	11.86	677	6.98	7.44	449	5.06	5.33	—	—	—	—	—	—	—	—
2.60	6.0	15.6	1346	10.87	12.32	673	7.30	7.76	446	5.30	5.57	—	—	—	—	—	—	—	—
2.61	4.6	12.0	1342	7.76	8.84	671	4.99	5.41	445	3.62	3.88	—	—	—	—	—	—	9.9	12.6
2.64	5.0	13.2	1326	8.74	9.91	663	5.67	6.10	439	4.11	4.37	—	—	—	—	—	—	—	11.1
2.65	3.4	9.0	1322	4.42	5.31	661	2.88	3.27	438	2.12	2.37	—	—	—	7.9	9.5	11.6	13.6	16.2
ARC-LENGTH CORRECTION FACTOR												0.0	0.0	0.73	0.77	0.81	0.84	0.88	
2.65	4.0	10.6	1321	6.17	7.13	660	3.95	4.35	438	2.88	3.13	—	—	—	—	9.6	11.7	14.3	—
2.68	5.6	15.0	1307	10.08	11.40	653	6.66	7.11	433	4.83	5.10	—	—	—	—	—	—	—	—
2.69	5.8	15.6	1301	10.48	11.87	651	6.98	7.44	431	5.06	5.33	—	—	—	—	—	—	—	—
2.73	3.0	8.2	1280	3.19	4.03	640	2.15	2.53	424	1.61	1.85	—	—	—	9.0	10.5	12.6	14.6	17.2
2.73	4.4	12.0	1283	7.25	8.28	642	4.65	5.06	425	3.38	3.63	—	—	—	—	—	—	10.1	12.7
ARC-LENGTH CORRECTION FACTOR												0.0	0.0	0.75	0.78	0.82	0.85	0.88	
2.73	6.6	18.0	1283	11.90	13.57	642	8.23	8.73	425	5.99	6.28	—	—	—	—	—	—	—	—
2.75	4.8	13.2	1273	8.26	9.38	636	5.33	5.75	422	3.87	4.13	—	—	—	—	—	—	—	11.2
2.78	5.4	15.0	1260	9.65	10.92	630	6.33	6.77	418	4.59	4.86	—	—	—	—	—	—	—	—
2.79	3.8	10.6	1255	5.60	6.54	627	3.60	4.00	416	2.63	2.88	—	—	—	—	9.7	11.9	14.4	—
2.79	5.6	15.6	1256	10.08	11.40	628	6.66	7.11	416	4.83	5.10	—	—	—	—	—	—	—	—
ARC-LENGTH CORRECTION FACTOR												0.0	0.0	0.0	0.0	0.78	0.82	0.88	
2.80	7.0	19.6	1250	12.48	14.32	625	8.84	9.36	414	6.45	6.74	—	—	—	—	—	—	—	—
2.81	3.2	9.0	1244	3.81	4.68	622	2.52	2.90	412	1.87	2.11	—	—	—	8.0	9.6	11.7	13.8	16.3
2.81	6.4	18.0	1244	11.58	13.17	622	7.92	8.41	412	5.76	6.04	—	—	—	—	—	—	—	—
2.86	4.2	12.0	1225	6.72	7.72	612	4.30	4.71	406	3.13	3.39	—	—	—	—	—	—	10.2	12.8
2.87	4.6	13.2	1220	7.77	8.84	610	4.99	5.41	404	3.62	3.88	—	—	—	—	—	—	—	11.4
ARC-LENGTH CORRECTION FACTOR												0.0	0.0	0.73	0.77	0.81	0.84	0.88	
2.88	5.2	15.0	1213	9.21	10.42	607	6.00	6.44	402	4.35	5.62	—	—	—	—	—	—	—	—
2.89	5.4	15.6	1212	9.66	10.92	606	6.33	6.77	402	4.59	4.86	—	—	—	—	—	—	—	—
2.90	6.2	18.0	1206	11.24	12.75	603	7.61	8.09	400	5.53	5.81	—	—	—	—	—	—	—	—
2.94	3.6	10.6	1189	5.02	5.93	594	3.24	3.64	394	2.38	2.63	—	—	—	—	—	9.9	12.0	14.6
2.97	6.6	19.6	1179	11.90	13.57	589	8.23	8.73	391	5.99	6.28	—	—	—	—	—	—	—	—
ARC-LENGTH CORRECTION FACTOR												0.0	0.0	0.0	0.0	0.77	0.82	0.86	
3.00	3.0	9.0	1167	3.19	4.03	583	2.15	2.53	387	1.61	1.86	—	—	—	8.2	9.8	11.8	13.9	16.5
3.00	4.0	12.0	1167	6.17	7.14	583	3.95	4.36	387	2.88	3.14	—	—	—	—	—	—	10.3	13.0
3.00	4.4	13.2	1167	7.25	8.29	583	4.65	5.06	387	3.38	3.64	—	—	—	—	—	—	—	11.5
3.00	5.0	15.0	1167	8.75	9.91	583	5.67	6.10	387	4.11	4.37	—	—	—	—	—	—	—	—
3.00	5.2	15.6	1167	9.21	10.42	583	6.00	6.44	387	4.35	4.62	—	—	—	—	—	—	—	—
ARC-LENGTH CORRECTION FACTOR												0.0	0.0	0.73	0.77	0.81	0.84	0.88	
3.00	6.0	18.0	1167	10.87	12.32	583	7.30	7.77	387	5.30	5.57	—	—	—	—	—	—	—	—
3.06	6.4	19.6	1143	11.58	13.17	571	7.93	8.41	379	5.76	6.04	—	—	—	—	—	—	—	—
3.10	5.8	18.0	1128	10.49	11.87	564	6.98	7.44	374	5.07	5.34	—	—	—	—	—	—	—	—
3.12	3.4	10.6	1123	4.43	5.31	561	2.88	3.27	372	2.12	2.37	—	—	—	—	—	10.0	12.1	14.7
3.12	5.0	15.6	1122	8.75	9.91	561	5.67	6.10	372	4.11	4.37	—	—	—	—	—	—	—	—
ARC-LENGTH CORRECTION FACTOR												0.0	0.0	0.0	0.0	0.77	0.81	0.86	
3.13	4.8	15.0	1120	8.27	9.39	560	5.34	5.76	371	3.87	4.13	—	—	—	—	—	—	—	—
3.14	4.2	13.2	1114	6.72	7.72	557	4.31	4.71	369	3.13	3.39	—	—	—	—	—	—	—	11.6
3.16	3.8	12.0	1108	5.61	6.54	554	3.60	4.00	367	2.63	2.88	—	—	—	—	—	—	10.4	13.1
3.16	6.2	19.6	1107	11.24	12.76	554	7.62	8.09	367	5.53	5.81	—	—	—	—	—	—	—	—
3.21	5.6	18.0	1089	10.08	11.41	544	6.66	7.11	361	4.83	5.10	—	—	—	—	—	—	—	—
ARC-LENGTH CORRECTION FACTOR												0.0	0.0	0.0	0.0	0.0	0.78	0.83	

A = STANDARD V-BELT
 AX = COGGED/NOTCHED V-BELT
 + IF RIM SPEED EXCEEDS 6500 FEET PER MINUTE, CONSULT *Martin*.



Stock Drive Selection **A**

Nominal Center Distances And Arc-Length Correction Factor												Sheave Combination		Speed Ratio
A/AX Belt Length Designation												DriveR P. D.	DriveN P. D.	
55	60	68	75	80	85	90	96	105	112	120	128			
—	—	16.7	20.4	22.9	25.5	28.0	31.0	35.6	39.1	43.1	47.1	6.4	15.6	2.44
18.1	20.6	24.6	28.1	30.6	33.1	35.7	38.7	43.2	46.7	50.7	54.7	3.6	9.0	2.50
14.5	17.1	21.1	24.7	27.2	29.7	32.3	35.3	39.8	43.3	47.3	51.3	4.8	12.0	2.50
—	13.4	17.6	21.2	23.7	26.3	28.8	31.8	36.4	39.9	43.9	47.9	6.0	15.0	2.50
16.2	18.8	22.8	26.3	28.8	31.4	33.9	36.9	41.4	44.9	48.9	52.9	4.2	10.6	2.52
0.90	0.93	0.97	1.00	1.02	1.04	1.05	1.07	1.10	1.12	1.14	1.16			
—	12.7	16.9	20.5	23.0	25.6	28.1	31.2	35.7	39.2	43.3	47.3	6.2	15.6	2.52
19.7	22.2	26.2	29.7	32.2	34.7	37.3	40.3	44.8	48.3	52.3	56.3	3.0	7.6	2.53
13.1	15.7	19.8	23.4	25.9	28.4	30.9	34.0	38.5	42.0	46.0	50.0	5.2	13.2	2.54
19.0	21.6	25.6	29.1	31.6	34.1	36.6	39.6	44.1	47.6	51.6	55.6	3.2	8.2	2.56
—	—	—	17.7	20.3	22.9	25.4	28.5	33.1	36.6	40.6	44.7	7.0	18.0	2.57
0.91	0.94	0.98	1.01	1.02	1.04	1.06	1.08	1.10	1.12	1.14	1.16			
—	13.5	17.7	21.3	23.9	26.4	28.9	32.0	36.5	40.0	44.1	48.1	5.8	15.0	2.59
—	12.8	17.0	20.6	23.2	25.7	28.3	31.3	35.9	39.4	43.4	47.4	6.0	15.6	2.60
14.6	17.2	21.3	24.8	27.4	29.9	32.4	35.4	39.9	43.5	47.5	51.5	4.6	12.0	2.61
13.2	15.8	19.9	23.5	26.0	28.6	31.1	34.1	38.6	42.2	46.2	50.2	5.0	13.2	2.64
18.2	20.7	24.8	28.3	30.8	33.3	35.8	38.8	43.3	46.8	50.8	54.8	3.4	9.0	2.65
0.90	0.93	0.97	1.00	1.02	1.04	1.05	1.07	1.10	1.12	1.14	1.15			
16.4	18.9	22.9	26.5	29.0	31.5	34.0	37.0	41.6	45.1	49.1	53.1	4.0	10.6	2.65
—	13.7	17.9	21.5	24.0	26.6	29.1	32.1	36.7	40.2	44.2	48.2	5.6	15.0	2.68
—	12.9	17.1	20.8	23.3	25.9	28.4	31.5	36.0	39.5	43.6	47.6	5.8	15.6	2.69
19.2	21.7	25.7	29.2	31.7	34.3	36.8	39.8	44.3	47.8	51.8	55.8	3.0	8.2	2.73
14.8	17.4	21.4	25.0	27.5	30.0	32.5	35.6	40.1	43.6	47.6	51.6	4.4	12.0	2.73
0.91	0.94	0.97	1.00	1.02	1.04	1.06	1.07	1.10	1.12	1.14	1.16			
—	—	14.2	17.9	20.5	23.1	25.7	28.8	33.3	36.9	40.9	45.0	6.6	18.0	2.73
13.4	16.0	20.1	23.6	26.2	28.7	31.2	34.3	38.8	42.3	46.3	50.3	4.8	13.2	2.75
—	13.8	18.0	21.6	24.2	26.7	29.2	32.3	36.8	40.3	44.4	48.4	5.4	15.0	2.78
16.5	19.0	23.1	26.6	29.1	31.7	34.2	37.2	41.7	45.2	49.2	53.2	3.8	10.6	2.79
—	13.0	17.3	20.9	23.5	26.0	28.6	31.6	36.2	39.7	43.7	47.7	5.6	15.6	2.79
0.89	0.92	0.96	0.99	1.01	1.03	1.05	1.07	1.09	1.11	1.13	1.15			
—	—	—	16.0	18.7	21.3	23.9	27.0	31.6	35.2	39.3	43.3	7.0	19.6	2.80
18.3	20.9	24.9	28.4	30.9	33.4	36.0	39.0	43.5	47.0	51.0	55.0	3.2	9.0	2.81
—	—	14.3	18.1	20.7	23.3	25.8	28.9	33.5	37.0	41.1	45.1	6.4	18.0	2.81
14.9	17.5	21.6	25.1	27.7	30.2	32.7	35.7	40.2	43.8	47.8	51.8	4.2	12.0	2.86
13.5	16.1	20.2	23.8	26.3	28.8	31.4	34.4	38.9	42.5	46.5	50.5	4.6	13.2	2.87
0.90	0.93	0.97	1.00	1.02	1.04	1.05	1.07	1.10	1.12	1.14	1.15			
—	13.9	18.1	21.7	24.3	26.8	29.4	32.4	37.0	40.5	44.5	48.5	5.2	15.0	2.88
—	13.2	17.4	21.0	23.6	26.2	28.7	31.7	36.3	39.8	43.9	47.9	5.4	15.6	2.89
—	—	14.4	18.2	20.8	23.4	26.0	29.0	33.6	37.2	41.2	45.3	6.2	18.0	2.90
16.6	19.2	23.2	26.8	29.3	31.8	34.3	37.3	41.9	45.4	49.4	53.4	3.6	10.6	2.94
—	—	—	16.3	19.0	21.6	24.2	27.3	31.9	35.5	39.5	43.6	6.6	19.6	2.97
0.89	0.92	0.96	0.99	1.01	1.03	1.05	1.07	1.09	1.11	1.13	1.15			
18.5	21.0	25.0	28.6	31.1	33.6	36.1	39.1	43.6	47.1	51.1	55.1	3.0	9.0	3.00
15.1	17.6	21.7	25.3	27.8	30.3	32.8	35.9	40.4	43.9	47.9	51.9	4.0	12.0	3.00
13.6	16.2	20.4	23.9	26.5	29.0	31.5	34.5	39.1	42.6	46.6	50.6	4.4	13.2	3.00
—	14.1	18.3	21.9	24.4	27.0	29.5	32.6	37.1	40.6	44.7	48.7	5.0	15.0	3.00
—	13.3	17.5	21.2	23.7	26.3	28.8	31.9	36.4	40.0	44.0	48.0	5.2	15.6	3.00
0.90	0.93	0.97	1.00	1.02	1.03	1.05	1.07	1.10	1.12	1.14	1.15			
—	—	14.6	18.3	20.9	23.5	26.1	29.2	33.8	37.3	41.4	45.4	6.0	18.0	3.00
—	—	—	16.4	19.1	21.7	24.3	27.4	32.1	35.6	39.7	43.7	6.4	19.6	3.06
—	—	14.7	18.4	21.1	23.7	26.2	29.3	33.9	37.5	41.5	45.5	5.8	18.0	3.10
16.8	19.3	23.4	26.9	29.4	32.0	34.5	37.5	42.0	45.5	49.5	53.5	3.4	10.6	3.12
—	13.4	17.7	21.3	23.9	26.4	29.0	32.0	36.6	40.1	44.2	48.2	5.0	15.6	3.12
0.88	0.92	0.96	0.99	1.01	1.03	1.05	1.06	1.09	1.11	1.13	1.15			
11.5	14.2	18.4	22.0	24.6	27.1	29.7	32.7	37.2	40.8	44.8	48.8	4.8	15.0	3.13
13.7	16.4	20.5	24.1	26.6	29.1	31.7	34.7	39.2	42.7	46.8	50.8	4.2	13.2	3.14
15.2	17.8	21.9	25.4	27.9	30.5	33.0	36.0	40.5	44.0	48.1	52.1	3.8	12.0	3.16
—	—	—	16.5	19.2	21.9	24.5	27.6	32.2	35.8	39.8	43.9	6.2	19.6	3.16
—	—	14.8	18.6	21.2	23.8	26.4	29.5	34.1	37.6	41.7	45.7	5.6	18.0	3.21
0.87	0.90	0.95	0.98	1.00	1.02	1.04	1.06	1.09	1.11	1.13	1.15			

FOR BELT SIZES NOT SHOWN, INTERPOLATE FOR ADDITIONAL CENTER DISTANCE.

V-BELT DRIVES

A Stock Drive Selection



V-BELT DRIVES

Speed Ratio	Sheave Combination		DriveN Speeds and HP Per Belt									Nominal Center Distance And Arc-Length Correction Factor						
			3500 RPM DriveR			1750 RPM DriveR			1160 RPM DriveR									
	DriveR P.D.	DriveN P.D.	DriveN RPM	HP Per Belt A	HP Per Belt AX	DriveN RPM	HP Per Belt A	HP Per Belt AX	DriveN RPM	HP Per Belt A	HP Per Belt AX	A/AX Belt Length Designation						
												26	31	35	38	42	46	51
3.25	4.8	15.6	1077	8.27	9.39	538	5.34	5.76	357	3.87	4.13	—	—	—	—	—	—	
3.26	4.6	15.0	1073	7.77	8.85	537	5.00	5.41	356	3.63	3.88	—	—	—	—	—	—	
3.27	6.0	19.6	1071	10.88	12.32	536	7.30	7.77	355	5.30	5.57	—	—	—	—	—	—	
3.30	4.0	13.2	1061	6.17	7.14	530	3.96	4.36	352	2.88	3.14	—	—	—	—	—	11.7	
3.31	3.2	10.6	1057	3.82	4.68	528	2.52	2.91	350	1.87	2.12	—	—	—	10.1	12.3	14.9	
ARC-LENGTH CORRECTION FACTOR												0.0	0.0	0.0	0.0	0.77	0.81	0.86
3.33	3.6	12.0	1050	5.03	5.94	525	3.24	3.64	348	2.38	2.63	—	—	—	—	10.6	13.2	
3.33	5.4	18.0	1050	9.66	10.92	525	6.33	6.78	348	4.59	4.86	—	—	—	—	—	—	
3.38	5.8	19.6	1036	10.49	11.87	518	6.98	7.44	343	5.07	5.34	—	—	—	—	—	—	
3.39	4.6	15.6	1032	7.77	8.85	516	5.00	5.41	342	3.63	3.88	—	—	—	—	—	—	
3.41	4.4	15.0	1027	7.26	8.29	513	4.65	5.06	340	3.38	3.64	—	—	—	—	—	—	
ARC-LENGTH CORRECTION FACTOR												0.0	0.0	0.0	0.0	0.0	0.78	0.83
3.46	5.2	18.0	1011	9.22	10.43	506	6.01	6.44	335	4.35	4.62	—	—	—	—	—	—	
3.47	3.8	13.2	1008	5.61	6.55	504	3.60	4.00	334	2.63	2.88	—	—	—	—	—	11.9	
3.50	5.6	19.6	1000	10.09	11.41	500	6.66	7.11	331	4.83	5.10	—	—	—	—	—	—	
3.51	7.0	24.6	996	12.48	14.33	498	8.84	9.36	330	6.45	6.74	—	—	—	—	—	—	
3.53	3.0	10.6	991	3.19	4.04	495	2.15	2.53	328	1.61	1.86	—	—	—	10.3	12.4	15.0	
ARC-LENGTH CORRECTION FACTOR												0.0	0.0	0.0	0.0	0.77	0.81	0.85
3.53	3.4	12.0	992	4.43	5.32	496	2.88	3.27	329	2.12	2.37	—	—	—	—	10.7	13.4	
3.55	4.4	15.6	987	7.26	8.29	494	4.65	5.06	327	3.38	3.64	—	—	—	—	—	—	
3.57	4.2	15.0	980	6.73	7.72	490	4.31	4.71	325	3.13	3.39	—	—	—	—	—	—	
3.60	5.0	18.0	972	8.76	9.92	486	5.67	6.10	322	4.11	4.37	—	—	—	—	—	—	
3.63	5.4	19.6	964	9.66	10.93	482	6.34	6.78	320	4.59	4.86	—	—	—	—	—	—	
ARC-LENGTH CORRECTION FACTOR												0.0	0.0	0.0	0.0	0.0	0.78	0.83
3.67	3.6	13.2	955	5.03	5.94	477	3.25	3.64	316	2.38	2.63	—	—	—	—	—	12.0	
3.71	4.2	15.6	942	6.73	7.72	471	4.31	4.71	312	3.13	3.39	—	—	—	—	—	—	
3.73	6.6	24.6	939	11.91	13.58	470	8.24	8.73	311	6.00	6.28	—	—	—	—	—	—	
3.75	3.2	12.0	933	3.82	4.68	467	2.52	2.91	309	1.87	2.12	—	—	—	—	10.8	13.5	
3.75	4.0	15.0	933	6.18	7.14	467	3.96	4.36	309	2.88	3.14	—	—	—	—	—	—	
ARC-LENGTH CORRECTION FACTOR												0.0	0.0	0.0	0.0	0.0	0.78	0.83
3.75	4.8	18.0	933	8.27	9.39	467	5.34	5.76	309	3.87	4.13	—	—	—	—	—	—	
3.77	5.2	19.6	929	9.22	10.43	464	6.01	6.44	308	4.35	4.62	—	—	—	—	—	—	
3.84	6.4	24.6	911	11.59	13.18	455	7.93	8.41	302	5.77	6.05	—	—	—	—	—	—	
3.88	3.4	13.2	902	4.43	5.32	451	2.88	3.27	299	2.13	2.38	—	—	—	—	—	12.1	
3.90	4.0	15.6	897	6.18	7.14	449	3.96	4.36	297	2.88	3.14	—	—	—	—	—	—	
ARC-LENGTH CORRECTION FACTOR												0.0	0.0	0.0	0.0	0.0	0.0	0.80
3.91	4.6	18.0	894	7.78	8.85	447	5.00	5.41	296	3.63	3.88	—	—	—	—	—	—	
3.92	5.0	19.6	893	8.76	9.92	446	5.67	6.10	296	4.11	4.37	—	—	—	—	—	—	
3.95	3.8	15.0	887	5.61	6.55	443	3.60	4.00	294	2.63	2.89	—	—	—	—	—	—	
3.97	6.2	24.6	882	11.24	12.76	441	7.62	8.09	292	5.53	5.81	—	—	—	—	—	—	
4.00	3.0	12.0	875	3.20	4.04	438	2.15	2.54	290	1.61	1.86	—	—	—	10.9	13.6	—	
ARC-LENGTH CORRECTION FACTOR												0.0	0.0	0.0	0.0	0.0	0.77	0.83
4.08	4.8	19.6	857	8.28	9.39	429	5.34	5.76	284	3.87	4.13	—	—	—	—	—	—	
4.09	4.4	18.0	856	7.26	8.29	428	4.66	5.07	284	3.38	3.64	—	—	—	—	—	—	
4.10	6.0	24.6	854	10.88	12.33	427	7.30	7.77	283	5.30	5.58	—	—	—	—	—	—	
4.11	3.8	15.6	853	5.61	6.55	426	3.60	4.00	283	2.63	2.89	—	—	—	—	—	—	
4.12	3.2	13.2	848	3.82	4.69	424	2.52	2.91	281	1.87	2.12	—	—	—	—	—	12.2	
ARC-LENGTH CORRECTION FACTOR												0.0	0.0	0.0	0.0	0.0	0.0	0.80
4.17	3.6	15.0	840	5.03	5.94	420	3.25	3.64	278	2.38	2.63	—	—	—	—	—	—	
4.23	7.0	29.6	828	12.49	14.33	414	8.84	9.36	274	6.45	6.74	—	—	—	—	—	—	
4.24	5.8	24.6	825	10.50	11.88	413	6.98	7.44	273	5.07	5.34	—	—	—	—	—	—	
4.26	4.6	19.6	821	7.78	8.85	411	5.00	5.41	272	3.63	3.89	—	—	—	—	—	—	
4.29	4.2	18.0	817	6.73	7.73	408	4.31	4.71	271	3.13	3.39	—	—	—	—	—	—	
ARC-LENGTH CORRECTION FACTOR												0.0	0.0	0.0	0.0	0.0	0.0	0.0
4.33	3.6	15.6	808	5.03	5.94	404	3.25	3.64	268	2.38	2.63	—	—	—	—	—	—	
4.39	5.6	24.6	797	10.09	11.41	398	6.66	7.11	264	4.83	5.10	—	—	—	—	—	—	
4.40	3.0	13.2	795	3.20	4.04	398	2.15	2.54	264	1.61	1.86	—	—	—	—	—	12.4	
4.41	3.4	15.0	793	4.44	5.32	397	2.89	3.28	263	2.13	2.38	—	—	—	—	—	—	
4.45	4.4	19.6	786	7.26	8.30	393	4.66	5.07	260	3.38	3.64	—	—	—	—	—	—	
ARC-LENGTH CORRECTION FACTOR												0.0	0.0	0.0	0.0	0.0	0.0	0.80

A = STANDARD V-BELT
 AX = COGGED/NOTCHED V-BELT
 + IF RIM SPEED EXCEEDS 6500 FEET PER MINUTE, CONSULT *Martin*.



Stock Drive Selection **A**

V-BELT DRIVES

Nominal Center Distances And Arc-Length Correction Factor												Sheave Combination		Speed Ratio
A/AX Belt Length Designation												DriveR P. D.	DriveN P. D.	
55	60	68	75	80	85	90	96	105	112	120	128			
—	13.6	17.8	21.4	24.0	26.6	29.1	32.2	36.7	40.3	44.3	48.3	4.8	15.6	3.25
11.6	14.3	18.5	22.1	24.7	27.3	29.8	32.8	37.4	40.9	45.0	49.0	4.6	15.0	3.26
—	—	—	16.7	19.3	22.0	24.6	27.7	32.3	35.9	40.0	44.0	6.0	19.6	3.27
13.9	16.5	20.6	24.2	26.7	29.3	31.8	34.8	39.4	42.9	46.9	50.9	4.0	13.2	3.30
16.9	19.5	23.5	27.1	29.6	32.1	34.6	37.6	42.1	45.7	49.7	53.7	3.2	10.6	3.31
0.88	0.91	0.96	0.99	1.01	1.03	1.04	1.06	1.09	1.11	1.13	1.15			
15.3	17.9	22.0	25.6	28.1	30.6	33.1	36.2	40.7	44.2	48.2	52.2	3.6	12.0	3.33
—	—	14.9	18.7	21.3	23.9	26.5	29.6	34.2	37.7	41.8	45.8	5.4	18.0	3.33
—	—	—	16.8	19.5	22.1	24.7	27.8	32.5	36.0	40.1	44.2	5.8	19.6	3.38
—	13.7	17.9	21.6	24.2	26.7	29.3	32.3	36.9	40.4	44.4	48.5	4.6	15.6	3.39
11.7	14.4	18.7	22.3	24.8	27.4	29.9	33.0	37.5	41.1	45.1	49.1	4.4	15.0	3.41
0.87	0.90	0.95	0.98	1.00	1.02	1.04	1.06	1.09	1.11	1.13	1.15			
—	—	15.1	18.8	21.5	24.1	26.7	29.7	34.3	37.9	41.9	46.0	5.2	18.0	3.46
14.0	16.6	20.8	24.3	26.9	29.4	32.0	35.0	39.5	43.0	47.1	51.1	3.8	13.2	3.47
—	—	—	16.9	19.6	22.3	24.9	28.0	32.6	36.2	40.2	44.3	5.6	19.6	3.50
—	—	—	—	—	—	18.8	22.1	26.9	30.6	34.7	38.8	7.0	24.6	3.51
17.0	19.6	23.7	27.2	29.7	32.2	34.8	37.8	42.3	45.8	49.8	53.8	3.0	10.6	3.53
0.88	0.91	0.96	0.99	1.01	1.03	1.04	1.06	1.09	1.11	1.13	1.15			
15.5	18.0	22.1	25.7	28.2	30.8	33.3	36.3	40.8	44.3	48.4	52.4	3.4	12.0	3.53
—	13.8	18.1	21.7	24.3	26.9	29.4	32.5	37.0	40.6	44.6	48.6	4.4	15.6	3.55
11.8	14.6	18.8	22.4	25.0	27.5	30.1	33.1	37.7	41.2	45.2	49.3	4.2	15.0	3.57
—	—	15.2	19.0	21.6	24.2	26.8	29.9	34.5	38.0	42.1	46.1	5.0	18.0	3.60
—	—	—	17.0	19.7	22.4	25.0	28.1	32.7	36.3	40.4	44.4	5.4	19.6	3.63
0.86	0.90	0.94	0.98	1.00	1.02	1.04	1.06	1.09	1.10	1.13	1.14			
14.1	16.8	20.9	24.5	27.0	29.6	32.1	35.1	39.7	43.2	47.2	51.2	3.6	13.2	3.67
—	13.9	18.2	21.9	24.4	27.0	29.5	32.6	37.2	40.7	44.7	48.8	4.2	15.6	3.71
—	—	—	—	—	—	19.0	22.3	27.2	30.8	35.0	39.1	6.6	24.6	3.73
15.6	18.2	22.3	25.8	28.4	30.9	33.4	36.4	41.0	44.5	48.5	52.5	3.2	12.0	3.75
12.0	14.7	18.9	22.6	25.1	27.7	30.2	33.3	37.8	41.4	45.4	49.4	4.0	15.0	3.75
0.86	0.90	0.94	0.98	1.00	1.02	1.04	1.06	1.08	1.10	1.12	1.14			
—	—	15.3	19.1	21.7	24.3	26.9	30.0	34.6	38.2	42.2	46.3	4.8	18.0	3.75
—	—	—	17.2	19.9	22.5	25.1	28.3	32.9	36.5	40.5	44.6	5.2	19.6	3.77
—	—	—	—	—	—	19.1	22.5	27.3	31.0	35.1	39.2	6.4	24.6	3.84
14.3	16.9	21.0	24.6	27.2	29.7	32.2	35.3	39.8	43.3	47.4	51.4	3.4	13.2	3.88
—	14.1	18.3	22.0	24.6	27.1	29.7	32.7	37.3	40.8	44.9	48.9	4.0	15.6	3.90
0.84	0.88	0.93	0.97	0.99	1.01	1.03	1.05	1.08	1.10	1.12	1.14			
—	—	15.4	19.2	21.9	24.5	27.1	30.2	34.8	38.3	42.4	46.4	4.6	18.0	3.91
—	—	—	17.3	20.0	22.7	25.3	28.4	33.0	36.6	40.7	44.7	5.0	19.6	3.92
12.1	14.8	19.1	22.7	25.3	27.8	30.4	33.4	38.0	41.5	45.5	49.6	3.8	15.0	3.95
—	—	—	—	—	—	19.3	22.6	27.4	31.1	35.3	39.4	6.2	24.6	3.97
15.7	18.3	22.4	26.0	28.5	31.0	33.6	36.6	41.1	44.6	48.7	52.7	3.0	12.0	4.00
0.86	0.90	0.94	0.98	1.00	1.02	1.04	1.06	1.08	1.10	1.12	1.14			
—	—	—	17.4	20.1	22.8	25.4	28.5	33.2	36.7	40.8	44.9	4.8	19.6	4.08
—	—	15.6	19.4	22.0	24.6	27.2	30.3	34.9	38.5	42.5	46.6	4.4	18.0	4.09
—	—	—	—	—	—	19.4	22.7	27.5	31.2	35.4	39.5	6.0	24.6	4.10
11.4	14.2	18.5	22.1	24.7	27.3	29.8	32.9	37.4	41.0	45.0	49.1	3.8	15.6	4.11
14.4	17.0	21.2	24.8	27.3	29.9	32.4	35.4	40.0	43.5	47.5	51.5	3.2	13.2	4.12
0.84	0.88	0.93	0.97	0.99	1.01	1.03	1.05	1.08	1.10	1.12	1.14			
12.2	15.0	19.2	22.8	25.4	28.0	30.5	33.6	38.1	41.7	45.7	49.7	3.6	15.0	4.17
—	—	—	—	—	—	—	—	21.4	25.4	29.8	34.0	7.0	29.6	4.23
—	—	—	—	—	—	19.5	22.8	27.7	31.4	35.5	39.7	5.8	24.6	4.24
—	—	—	17.5	20.3	22.9	25.5	28.7	33.3	36.9	41.0	45.0	4.6	19.6	4.26
—	—	15.7	19.5	22.1	24.8	27.3	30.4	35.0	38.6	42.7	46.7	4.2	18.0	4.29
0.79	0.85	0.91	0.95	0.98	1.00	1.02	1.04	1.07	1.09	1.11	1.13			
11.5	14.3	18.6	22.3	24.8	27.4	30.0	33.0	37.6	41.1	45.2	49.2	3.6	15.6	4.33
—	—	—	—	—	—	19.6	23.0	27.8	31.5	35.7	39.8	5.6	24.6	4.39
14.5	17.2	21.3	24.9	27.5	30.0	32.5	35.6	40.1	43.6	47.7	51.7	3.0	13.2	4.40
12.3	15.1	19.3	23.0	25.5	28.1	30.6	33.7	38.3	41.8	45.8	49.9	3.4	15.0	4.41
—	—	13.7	17.7	20.4	23.0	25.7	28.8	33.4	37.0	41.1	45.2	4.4	19.6	4.45
0.84	0.88	0.93	0.97	0.99	1.01	1.03	1.05	1.08	1.10	1.12	1.14			

FOR BELT SIZES NOT SHOWN, INTERPOLATE FOR ADDITIONAL CENTER DISTANCE.

A Stock Drive Selection



V-BELT DRIVES

Speed Ratio	Sheave Combination		DriveN Speeds and HP Per Belt									Nominal Center Distance And Arc-Length Correction Factor						
			3500 RPM DriveR			1750 RPM DriveR			1160 RPM DriveR									
	DriveR P.D.	DriveN P.D.	DriveN RPM	HP Per Belt A	HP Per Belt AX	DriveN RPM	HP Per Belt A	HP Per Belt AX	DriveN RPM	HP Per Belt A	HP Per Belt AX	A/AX Belt Length Designation						
												26	31	35	38	42	46	51
4.48	6.6	29.6	780	11.91	13.58	390	8.24	8.73	259	6.00	6.28	—	—	—	—	—	—	
4.50	4.0	18.0	778	6.18	7.14	389	3.96	4.36	258	2.89	3.14	—	—	—	—	—	—	
4.56	5.4	24.6	768	9.67	10.93	384	6.34	6.78	255	4.59	4.86	—	—	—	—	—	—	
4.59	3.4	15.6	763	4.44	5.32	381	2.89	3.28	253	2.13	2.38	—	—	—	—	—	—	
4.62	6.4	29.6	757	11.59	13.18	378	7.93	8.42	251	5.77	6.05	—	—	—	—	—	—	
ARC-LENGTH CORRECTION FACTOR												0.0	0.0	0.0	0.0	0.0	0.0	0.0
4.67	4.2	19.6	750	6.73	7.73	375	4.31	4.71	249	3.13	3.39	—	—	—	—	—	—	
4.69	3.2	15.0	747	3.83	4.69	373	2.52	2.91	247	1.87	2.12	—	—	—	—	—	—	
4.73	5.2	24.6	740	9.22	10.43	370	6.01	6.44	245	4.36	4.62	—	—	—	—	—	—	
4.74	3.8	18.0	739	5.61	6.55	369	3.60	4.00	245	2.63	2.89	—	—	—	—	—	—	
4.77	6.2	29.6	733	11.25	12.76	367	7.62	8.09	243	5.54	5.81	—	—	—	—	—	—	
ARC-LENGTH CORRECTION FACTOR												0.0	0.0	0.0	0.0	0.0	0.0	0.0
4.87	3.2	15.6	718	3.83	4.69	359	2.52	2.91	238	1.87	2.12	—	—	—	—	—	—	
4.90	4.0	19.6	714	6.18	7.15	357	3.96	4.36	237	2.89	3.14	—	—	—	—	—	—	
4.92	5.0	24.6	711	8.76	9.92	356	5.68	6.10	236	4.11	4.38	—	—	—	—	—	—	
4.93	6.0	29.6	709	10.88	12.33	355	7.30	7.77	235	5.30	5.58	—	—	—	—	—	—	
5.00	3.0	15.0	700	3.20	4.04	350	2.15	2.54	232	1.61	1.86	—	—	—	—	—	—	
ARC-LENGTH CORRECTION FACTOR												0.0	0.0	0.0	0.0	0.0	0.0	0.0
5.00	3.6	18.0	700	5.03	5.94	350	3.25	3.64	232	2.38	2.62	—	—	—	—	—	—	
5.10	5.8	29.6	686	10.50	11.88	343	6.99	7.44	227	5.07	5.34	—	—	—	—	—	—	
5.12	4.8	24.6	683	8.28	9.39	341	5.34	5.76	226	3.87	4.13	—	—	—	—	—	—	
5.16	3.8	19.6	679	5.62	6.55	339	3.61	4.00	225	2.63	2.89	—	—	—	—	—	—	
5.20	3.0	15.6	673	3.20	4.04	337	2.15	2.54	223	1.61	1.86	—	—	—	—	—	—	
ARC-LENGTH CORRECTION FACTOR												0.0	0.0	0.0	0.0	0.0	0.0	0.0
5.29	3.4	18.0	661	4.44	5.32	331	2.89	3.28	219	2.13	2.38	—	—	—	—	—	—	
5.29	5.6	29.6	662	10.09	11.41	331	6.66	7.11	219	4.83	5.10	—	—	—	—	—	—	
5.35	4.6	24.6	654	7.78	8.85	327	5.00	5.42	217	3.63	3.89	—	—	—	—	—	—	
5.37	7.0	37.6	652	12.49	14.33	326	8.84	9.36	216	6.45	6.74	—	—	—	—	—	—	
5.44	3.6	19.6	643	5.03	5.94	321	3.25	3.64	213	2.38	2.63	—	—	—	—	—	—	
ARC-LENGTH CORRECTION FACTOR												0.0	0.0	0.0	0.0	0.0	0.0	0.0
5.48	5.4	29.6	639	9.67	10.93	319	6.34	6.78	212	4.59	4.86	—	—	—	—	—	—	
5.59	4.4	24.6	626	7.26	8.30	313	4.66	5.07	207	3.38	3.64	—	—	—	—	—	—	
5.63	3.2	18.0	622	3.83	4.69	311	2.52	2.91	206	1.87	2.12	—	—	—	—	—	—	
5.69	5.2	29.6	615	9.22	10.43	307	6.01	6.44	204	4.36	4.62	—	—	—	—	—	—	
5.70	6.6	37.6	614	11.91	13.59	207	8.24	8.73	204	6.00	6.28	—	—	—	—	—	—	
ARC-LENGTH CORRECTION FACTOR												0.0	0.0	0.0	0.0	0.0	0.0	0.0
5.76	3.4	19.6	607	4.44	5.32	304	2.89	3.28	201	2.13	2.38	—	—	—	—	—	—	
5.86	4.2	24.6	598	6.73	7.73	299	4.31	4.72	198	3.14	3.39	—	—	—	—	—	—	
5.87	6.4	37.6	596	11.59	13.18	298	7.93	8.42	197	5.77	6.05	—	—	—	—	—	—	
5.92	5.0	29.6	591	8.76	9.92	296	5.68	6.10	196	4.12	4.38	—	—	—	—	—	—	
6.00	3.0	18.0	583	3.20	4.04	292	2.15	2.54	193	1.61	1.86	—	—	—	—	—	—	
ARC-LENGTH CORRECTION FACTOR												0.0	0.0	0.0	0.0	0.0	0.0	0.0
6.06	6.2	37.6	577	11.25	12.77	289	7.62	8.10	191	5.54	5.81	—	—	—	—	—	—	
6.12	3.2	19.6	571	3.83	4.69	286	2.52	2.91	189	1.87	2.12	—	—	—	—	—	—	
6.15	4.0	24.6	569	6.18	7.15	285	3.96	4.36	189	2.89	3.14	—	—	—	—	—	—	
6.17	4.8	29.6	568	8.28	9.39	284	5.34	5.76	188	3.87	4.13	—	—	—	—	—	—	
6.27	6.0	37.6	559	10.88	12.33	279	7.31	7.77	185	5.30	5.58	—	—	—	—	—	—	
ARC-LENGTH CORRECTION FACTOR												0.0	0.0	0.0	0.0	0.0	0.0	0.0
6.43	4.6	29.6	544	7.78	8.85	272	5.00	5.42	180	3.63	3.89	—	—	—	—	—	—	
6.47	3.8	24.6	541	5.62	6.55	270	3.61	4.00	179	2.63	2.89	—	—	—	—	—	—	
6.48	5.8	37.6	540	10.50	11.88	270	6.99	7.44	179	5.07	5.34	—	—	—	—	—	—	
6.53	3.0	19.6	536	3.20	4.04	268	2.15	2.54	178	1.61	1.86	—	—	—	—	—	—	
6.71	5.6	37.6	521	10.09	11.41	261	6.66	7.11	173	4.83	5.10	—	—	—	—	—	—	
ARC-LENGTH CORRECTION FACTOR												0.0	0.0	0.0	0.0	0.0	0.0	0.0
6.73	4.4	29.6	520	7.27	8.30	260	4.66	5.07	172	3.38	3.64	—	—	—	—	—	—	
6.83	3.6	24.6	512	5.04	5.94	256	3.25	3.64	170	2.38	2.63	—	—	—	—	—	—	
6.96	5.4	37.6	503	9.67	10.93	251	6.34	6.78	167	4.60	4.86	—	—	—	—	—	—	
7.05	4.2	29.6	497	6.73	7.73	248	4.31	4.72	165	3.14	3.39	—	—	—	—	—	—	
7.23	5.2	37.6	484	9.23	10.43	242	6.01	6.44	160	4.36	4.62	—	—	—	—	—	—	
ARC-LENGTH CORRECTION FACTOR												0.0	0.0	0.0	0.0	0.0	0.0	0.0

A = STANDARD V-BELT
 AX = COGGED/NOTCHED V-BELT
 + IF RIM SPEED EXCEEDS 6500 FEET PER MINUTE, CONSULT *Martin*.



Stock Drive Selection **A**

V-BELT DRIVES

Nominal Center Distances And Arc-Length Correction Factor												Sheave Combination		Speed Ratio
A/AX Belt Length Designation												DriveR P. D.	DriveN P. D.	
55	60	68	75	80	85	90	96	105	112	120	128			
—	—	—	—	—	—	—	—	21.7	25.6	30.0	34.3	6.6	29.6	4.48
—	—	15.8	19.6	22.3	24.9	27.5	30.6	35.2	38.7	42.8	46.8	4.0	18.0	4.50
—	—	—	—	—	16.9	19.8	23.1	27.9	31.6	35.8	39.9	5.4	24.6	4.56
11.6	14.4	18.7	22.4	25.0	27.6	30.1	33.2	37.7	41.3	45.3	49.4	3.4	15.6	4.59
—	—	—	—	—	—	—	—	21.8	25.8	30.1	34.4	6.4	29.6	4.62
0.76	0.83	0.90	0.94	0.97	0.99	1.01	1.04	1.07	1.09	1.11	1.13			
—	—	13.8	17.8	20.5	23.2	25.8	28.9	33.6	37.2	41.2	45.3	4.2	19.6	4.67
12.5	15.2	19.5	23.1	25.7	28.2	30.8	33.8	38.4	41.9	46.0	50.0	3.2	15.0	4.69
—	—	—	—	—	17.0	19.9	23.2	28.1	31.8	35.9	40.1	5.2	24.6	4.73
—	—	15.9	19.8	22.4	25.0	27.6	30.7	35.3	38.9	42.9	47.0	3.8	18.0	4.74
—	—	—	—	—	—	—	—	21.9	25.9	30.3	34.6	6.2	29.6	4.77
0.79	0.84	0.91	0.95	0.97	1.00	1.02	1.04	1.07	1.09	1.11	1.13			
11.7	14.6	18.9	22.5	25.1	27.7	30.2	33.3	37.9	41.4	45.5	49.5	3.2	15.6	4.87
—	—	13.9	17.9	20.6	23.3	25.9	29.1	33.7	37.3	41.4	45.4	4.0	19.6	4.90
—	—	—	—	—	17.1	20.0	23.3	28.2	31.9	36.1	40.2	5.0	24.6	4.92
—	—	—	—	—	—	—	—	22.0	26.0	30.4	34.7	5.0	29.6	4.93
12.6	15.3	19.6	23.2	25.8	28.4	30.9	34.0	38.5	42.1	46.1	50.2	3.0	15.0	5.00
0.76	0.83	0.90	0.94	0.97	0.99	1.01	1.04	1.07	1.09	1.11	1.13			
—	—	16.1	19.9	22.5	25.2	27.8	30.8	35.5	39.0	43.1	47.1	3.6	18.0	5.00
—	—	—	—	—	—	—	—	22.2	26.1	30.5	34.8	5.8	29.6	5.10
—	—	—	—	—	17.2	20.1	23.5	28.3	32.0	36.2	40.3	4.8	24.6	5.12
—	—	14.1	18.0	20.8	23.4	26.1	29.2	33.8	37.4	41.5	45.6	3.8	19.6	5.16
11.9	14.7	19.0	22.7	25.3	27.8	30.4	33.4	38.0	41.6	45.6	49.6	3.0	15.6	5.20
0.76	0.83	0.90	0.94	0.97	0.99	1.01	1.03	1.07	1.09	1.11	1.13			
—	—	16.2	20.0	22.7	25.3	27.9	31.0	35.6	39.2	43.2	47.3	3.4	18.0	5.29
—	—	—	—	—	—	—	—	22.3	26.3	30.7	34.9	5.6	29.6	5.29
—	—	—	—	—	17.3	20.2	23.6	28.5	32.2	36.3	40.5	4.6	24.6	5.35
—	—	—	—	—	—	—	—	—	—	—	24.9	7.0	37.6	5.37
—	—	14.2	18.2	20.9	23.6	26.2	29.3	34.0	37.6	41.7	45.7	3.6	19.6	5.44
0.0	0.0	0.85	0.91	0.94	0.97	0.99	1.02	1.05	1.07	1.10	1.12			
—	—	—	—	—	—	—	—	22.4	26.4	30.8	35.1	5.4	29.6	5.48
—	—	—	—	—	17.5	20.4	23.7	28.6	32.3	36.5	40.6	4.4	24.6	5.59
—	—	16.3	20.1	22.8	25.4	28.0	31.1	35.7	39.3	43.4	47.4	3.2	18.0	5.63
—	—	—	—	—	—	—	—	22.5	26.5	30.9	35.2	5.2	29.6	5.69
—	—	—	—	—	—	—	—	—	—	—	25.2	6.6	37.6	5.70
0.0	0.0	0.85	0.91	0.94	0.97	0.99	1.02	1.05	1.07	1.10	1.12			
—	—	14.3	18.3	21.0	23.7	26.3	29.5	34.1	37.7	41.8	45.9	3.4	19.6	5.76
—	—	—	—	—	17.6	20.5	23.8	28.7	32.4	36.6	40.8	4.2	24.6	5.86
—	—	—	—	—	—	—	—	—	—	—	25.3	6.4	37.6	5.87
—	—	—	—	—	—	—	—	22.6	26.6	31.0	35.3	5.0	29.6	5.92
—	—	16.4	20.3	22.9	25.6	28.2	31.3	35.9	39.4	43.5	47.6	3.0	18.0	6.00
0.0	0.0	0.79	0.87	0.91	0.95	0.97	1.00	1.04	1.06	1.09	1.11			
—	—	—	—	—	—	—	—	—	—	—	25.4	6.2	37.6	6.06
—	—	14.4	18.4	21.2	23.8	26.5	29.6	34.3	37.9	41.9	46.0	3.2	19.6	6.12
—	—	—	—	—	17.7	20.6	24.0	28.8	32.6	36.7	40.9	4.0	24.6	6.15
—	—	—	—	—	—	—	—	22.8	26.8	31.2	35.5	4.8	29.6	6.17
—	—	—	—	—	—	—	—	—	—	—	25.5	6.0	37.6	6.27
0.0	0.0	0.79	0.87	0.91	0.95	0.97	1.00	1.04	1.06	1.09	1.11			
—	—	—	—	—	—	—	—	22.9	26.9	31.3	35.6	4.6	29.6	6.43
—	—	—	—	—	17.8	20.7	24.1	29.0	32.7	36.9	41.0	3.8	24.6	6.47
—	—	—	—	—	—	—	—	—	—	—	25.6	5.8	37.6	6.48
—	—	14.5	18.5	21.3	24.0	26.6	29.7	34.4	38.0	42.1	46.2	3.0	19.6	6.53
—	—	—	—	—	—	—	—	—	—	—	25.7	5.6	37.6	6.71
0.0	0.0	0.78	0.87	0.91	0.94	0.97	1.00	1.04	1.06	1.09	1.11			
—	—	—	—	—	—	—	—	23.0	27.0	31.4	35.7	4.4	29.6	6.73
—	—	—	—	—	17.9	20.9	24.2	29.1	32.8	37.0	41.2	3.6	24.6	6.83
—	—	—	—	—	—	—	—	—	—	—	25.9	5.4	37.6	6.96
—	—	—	—	—	—	—	—	23.1	27.1	31.5	35.9	4.2	29.6	7.05
—	—	—	—	—	—	—	—	—	—	—	26.0	5.2	37.6	7.23
0.0	0.0	0.0	0.0	0.0	0.82	0.88	0.93	0.99	1.02	1.05	1.08			

FOR BELT SIZES NOT SHOWN, INTERPOLATE FOR ADDITIONAL CENTER DISTANCE.

A Stock Drive Selection



V-BELT DRIVES

Speed Ratio	Sheave Combination		DriveN Speeds and HP Per Belt									Nominal Center Distance And Arc-Length Correction Factor						
			3500 RPM DriveR			1750 RPM DriveR			1160 RPM DriveR			A/AX Belt Length Designation						
	DriveR P.D.	DriveN P.D.	DriveN RPM	HP Per Belt A	HP Per Belt AX	DriveN RPM	HP Per Belt A	HP Per Belt AX	DriveN RPM	HP Per Belt A	HP Per Belt AX	26	31	35	38	42	46	51
7.24	3.4	24.6	484	4.44	5.32	242	2.89	3.28	160	2.13	2.38	—	—	—	—	—	—	—
7.40	4.0	29.6	473	6.18	7.15	236	3.96	4.36	157	2.89	3.14	—	—	—	—	—	—	—
7.52	5.0	37.6	465	8.76	9.92	233	5.68	6.10	154	4.12	4.38	—	—	—	—	—	—	—
7.69	3.2	24.6	455	3.83	4.69	228	2.52	2.91	151	1.87	2.12	—	—	—	—	—	—	—
7.79	3.8	29.6	449	5.62	6.55	225	3.61	4.00	149	2.64	2.89	—	—	—	—	—	—	—
ARC-LENGTH CORRECTION FACTOR												0.0	0.0	0.0	0.0	0.0	0.0	0.0
7.83	4.8	37.6	447	8.28	9.40	223	5.34	5.76	148	3.87	4.13	—	—	—	—	—	—	—
8.17	4.6	37.6	428	7.78	8.85	214	5.00	5.42	142	3.63	3.89	—	—	—	—	—	—	—
8.20	3.0	24.6	427	3.20	4.04	213	2.15	2.54	141	1.61	1.86	—	—	—	—	—	—	—
8.22	3.6	29.6	426	5.04	5.94	213	3.25	3.64	141	2.38	2.63	—	—	—	—	—	—	—
8.55	4.4	37.6	410	7.27	8.30	205	4.66	5.07	136	3.38	3.64	—	—	—	—	—	—	—
ARC-LENGTH CORRECTION FACTOR												0.0	0.0	0.0	0.0	0.0	0.0	0.0
8.71	3.4	29.6	402	4.44	5.32	201	2.89	3.28	133	2.13	2.38	—	—	—	—	—	—	—
8.95	4.2	37.6	391	6.73	7.73	195	4.31	4.72	130	3.14	3.39	—	—	—	—	—	—	—
9.25	3.2	29.6	378	3.83	4.69	189	2.52	2.91	125	1.87	2.12	—	—	—	—	—	—	—
9.40	4.0	37.6	372	6.18	7.15	186	3.96	4.36	123	2.89	3.14	—	—	—	—	—	—	—
9.87	3.0	29.6	355	3.20	4.05	177	2.15	2.54	118	1.61	1.86	—	—	—	—	—	—	—
ARC-LENGTH CORRECTION FACTOR												0.0	0.0	0.0	0.0	0.0	0.0	0.0
9.89	3.8	37.6	354	5.62	6.55	177	3.61	4.00	117	2.64	2.89	—	—	—	—	—	—	—
10.44	3.6	37.6	335	5.04	5.95	168	3.25	3.64	111	2.38	2.63	—	—	—	—	—	—	—
11.06	3.4	37.6	316	4.44	5.32	158	2.89	3.28	105	2.13	2.38	—	—	—	—	—	—	—
11.75	3.2	37.6	298	3.83	4.69	149	2.52	2.91	99	1.87	2.12	—	—	—	—	—	—	—
12.53	3.0	37.6	279	3.20	4.05	140	2.16	2.54	93	1.61	1.86	—	—	—	—	—	—	—
ARC-LENGTH CORRECTION FACTOR												0.0	0.0	0.0	0.0	0.0	0.0	0.0

A = STANDARD V-BELT
 AX = COGGED/NOTCHED V-BELT
 + IF RIM SPEED EXCEEDS 6500 FEET PER MINUTE, CONSULT *Martin*.



Stock Drive Selection **A**

Nominal Center Distances And Arc-Length Correction Factor												Sheave Combination		Speed Ratio
A/AX Belt Length Designation												DriveR P.D.	DriveN P.D.	
55	60	68	75	80	85	90	96	105	112	120	128			
—	—	—	—	—	18.0	21.0	24.4	29.2	33.0	37.1	41.3	3.4	24.6	7.24
—	—	—	—	—	—	—	—	23.2	27.3	31.7	36.0	4.0	29.6	7.40
—	—	—	—	—	—	—	—	—	—	—	26.1	5.0	37.6	7.52
—	—	—	—	—	18.2	21.1	24.5	29.4	33.1	37.3	41.4	3.2	24.6	7.69
—	—	—	—	—	—	—	—	23.4	27.4	31.8	36.1	3.8	29.6	7.79
0.0	0.0	0.0	0.0	0.0	0.82	0.88	0.93	0.99	1.02	1.05	1.08			
—	—	—	—	—	—	—	—	—	—	—	26.2	4.8	37.6	7.83
—	—	—	—	—	—	—	—	—	—	—	26.3	4.6	37.6	8.17
—	—	—	—	—	18.3	21.2	24.6	29.5	33.2	37.4	41.6	3.0	24.6	8.20
—	—	—	—	—	—	—	—	23.5	27.5	31.9	36.2	3.6	29.6	8.22
—	—	—	—	—	—	—	—	—	—	—	26.5	4.4	37.6	8.55
0.0	0.0	0.0	0.0	0.0	0.82	0.88	0.93	0.99	1.02	1.05	1.08			
—	—	—	—	—	—	—	—	23.6	27.6	32.1	36.4	3.4	29.6	8.71
—	—	—	—	—	—	—	—	—	—	—	26.6	4.2	37.6	8.95
—	—	—	—	—	—	—	—	23.7	27.7	32.2	36.5	3.2	29.6	9.25
—	—	—	—	—	—	—	—	—	—	—	26.7	4.0	37.6	9.40
—	—	—	—	—	—	—	18.2	23.8	27.9	32.3	36.6	3.0	29.6	9.87
0.0	0.0	0.0	0.0	0.0	0.0	0.0	0.73	0.88	0.95	1.00	1.03			
—	—	—	—	—	—	—	—	—	—	—	26.8	3.8	37.6	9.89
—	—	—	—	—	—	—	—	—	—	—	26.9	3.6	37.6	10.44
—	—	—	—	—	—	—	—	—	—	—	27.0	3.4	37.6	11.06
—	—	—	—	—	—	—	—	—	—	—	27.2	3.2	37.6	11.75
—	—	—	—	—	—	—	—	—	—	—	27.3	3.0	37.6	12.53
0.0	0.0	0.0	0.0	0.0	0.0	0.0	0.0	0.0	0.0	0.0	0.87			

FOR BELT SIZES NOT SHOWN, INTERPOLATE FOR ADDITIONAL CENTER DISTANCE.

V-BELT DRIVES

B Stock Drive Selection



V-BELT DRIVES

Speed Ratio	Sheave Combination		DriveN Speeds and HP Per Belt									Nominal Center Distance And Arc-Length Correction Factor					
			3500 RPM DriveR			1750 RPM DriveR			1160 RPM DriveR								
	DriveR P.D.	DriveN P.D.	DriveN RPM	HP Per Belt B	HP Per Belt BX	DriveN RPM	HP Per Belt B	HP Per Belt BX	DriveN RPM	HP Per Belt B	HP Per Belt BX	B/BX Belt Length Designation					
												35	38	42	46	51	60
1.00	3.4	3.4	3500	0.0	3.34	1750	0.91	2.57	1160	0.94	2.00	13.1	14.6	16.6	18.6	21.1	25.6
1.00	3.6	3.6	3500	0.67	4.38	1750	1.49	3.17	1160	1.34	2.42	12.7	14.2	16.2	18.2	20.7	25.2
1.00	3.8	3.8	3500	1.59	5.39	1750	2.06	3.77	1160	1.75	2.83	12.4	13.9	15.9	17.9	20.4	24.9
1.00	4.0	4.0	3500	2.50	6.38	1750	2.62	4.36	1160	2.15	3.25	12.1	13.6	15.6	17.6	20.1	24.6
1.00	4.2	4.2	3500	3.37	7.35	1750	3.18	4.95	1160	2.55	3.66	11.8	13.3	15.3	17.3	19.8	24.3
ARC-LENGTH CORRECTION FACTOR												0.77	0.79	0.81	0.83	0.86	0.90
1.00	4.4	4.4	3500	4.22	8.30	1750	3.74	5.53	1160	2.94	4.06	11.5	13.0	15.0	17.0	19.5	24.0
1.00	4.6	4.6	3500	5.04	9.22	1750	4.29	6.10	1160	3.33	4.47	11.2	12.7	14.7	16.7	19.2	23.7
1.00	4.8	4.8	3500	5.84	10.12	1750	4.83	6.67	1160	3.72	4.88	10.9	12.4	14.4	16.4	18.9	23.4
1.00	5.0	5.0	3500	6.60	11.00	1750	5.37	7.24	1160	4.11	5.28	10.5	12.0	14.0	16.0	18.5	23.0
1.00	5.2	5.2	3500	7.34	11.86	1750	5.90	7.80	1160	4.50	5.68	10.2	11.7	13.7	15.7	18.2	22.7
ARC-LENGTH CORRECTION FACTOR												0.77	0.79	0.81	0.83	0.86	0.90
1.00	5.4	5.4	3500	8.04	12.69	1750	6.43	8.36	1160	4.88	6.07	9.9	11.4	13.4	15.4	17.9	22.4
1.00	5.6	5.6	3500	8.72	13.49	1750	6.95	8.91	1160	5.26	6.47	9.6	11.1	13.1	15.1	17.6	22.1
1.00	5.8	5.8	3500	9.36	14.27	1750	7.46	9.46	1160	5.64	6.86	9.3	10.8	12.8	14.8	17.3	21.8
1.00	6.0	6.0	3500	9.96	15.03	1750	7.97	10.00	1160	6.01	7.25	9.0	10.5	12.5	14.5	17.0	21.5
1.00	6.2	6.2	3500	10.54	15.75	1750	8.47	10.54	1160	6.38	7.64	8.7	10.2	12.2	14.2	16.7	21.2
ARC-LENGTH CORRECTION FACTOR												0.77	0.79	0.81	0.83	0.86	0.90
1.00	6.4	6.4	3500	11.08	16.45	1750	8.97	11.07	1160	6.75	8.03	8.3	9.8	11.8	13.8	16.3	20.8
1.00	6.6	6.6	3500	11.58	17.12	1750	9.46	11.60	1160	7.12	8.41	—	9.5	11.5	13.5	16.0	20.5
1.00	6.8	6.8	3500	12.05	17.76	1750	9.95	12.13	1160	7.48	8.80	—	9.2	11.2	13.2	15.7	20.2
1.00	7.0	7.0	3500	12.48	18.37	1750	10.43	12.64	1160	7.85	9.18	—	8.9	10.9	12.9	15.4	19.9
1.00	7.4	7.4	+	+	+	1750	11.37	13.67	1160	8.56	9.93	—	—	10.3	12.3	14.8	19.3
ARC-LENGTH CORRECTION FACTOR												0.77	0.79	0.81	0.83	0.86	0.90
1.00	8.0	8.0	+	+	+	1750	12.73	15.16	1160	9.62	11.05	—	—	—	11.3	13.8	18.3
1.00	8.6	8.6	+	+	+	1750	14.03	16.61	1160	10.66	12.15	—	—	—	—	12.9	17.4
1.00	9.4	9.4	+	+	+	1750	15.68	18.46	1160	12.00	13.58	—	—	—	—	11.6	16.1
1.03	5.8	6.0	3383	9.64	14.52	1692	7.60	9.58	1121	5.73	6.94	9.1	10.6	12.6	14.6	17.1	21.6
1.03	6.0	6.2	3387	10.25	15.27	1694	8.11	10.12	1123	6.10	7.33	8.8	10.3	12.3	14.3	16.8	21.3
ARC-LENGTH CORRECTION FACTOR												0.77	0.79	0.81	0.83	0.86	0.90
1.03	6.2	6.4	3391	10.82	15.99	1695	8.62	10.66	1124	6.48	7.72	8.5	10.0	12.0	14.0	16.5	21.0
1.03	6.4	6.6	3394	11.36	16.69	1697	9.11	11.20	1125	6.85	8.11	—	9.7	11.7	13.7	16.2	20.7
1.03	6.6	6.8	3397	11.87	17.36	1699	9.60	11.72	1126	7.21	8.50	—	9.4	11.4	13.4	15.9	20.4
1.03	6.8	7.0	3400	12.33	18.00	1700	10.09	12.25	1127	7.58	8.88	—	9.1	11.1	13.1	15.6	20.1
1.04	4.6	4.8	3354	5.41	9.54	1677	4.47	6.26	1112	3.46	4.58	11.0	12.5	14.5	16.5	19.0	23.5
ARC-LENGTH CORRECTION FACTOR												0.77	0.79	0.81	0.83	0.86	0.90
1.04	4.8	5.0	3360	6.21	10.44	1680	5.02	6.83	1114	3.85	4.98	10.7	12.2	14.2	16.2	18.7	23.2
1.04	5.0	5.2	3365	6.97	11.32	1683	5.55	7.40	1115	4.23	5.38	10.4	11.9	13.9	15.9	18.4	22.9
1.04	5.2	5.4	3370	7.71	12.17	1685	6.08	7.96	1117	4.62	5.78	10.1	11.6	13.6	15.6	18.1	22.6
1.04	5.4	5.6	3375	8.41	13.00	1687	6.61	8.52	1119	5.00	6.18	9.8	11.3	13.3	15.3	17.8	22.3
1.04	5.6	5.8	3379	9.08	13.81	1690	7.13	9.07	1120	5.38	6.57	9.4	10.9	12.9	14.9	17.4	21.9
ARC-LENGTH CORRECTION FACTOR												0.77	0.79	0.81	0.83	0.86	0.90
1.05	3.8	4.0	3325	2.04	5.77	1662	2.28	3.96	1102	1.90	2.96	12.3	13.8	15.8	17.8	20.3	24.8
1.05	4.0	4.2	3333	2.95	6.76	1667	2.85	4.55	1105	2.30	3.37	12.0	13.5	15.5	17.5	20.0	24.5
1.05	4.2	4.4	3341	3.82	7.73	1670	3.41	5.14	1107	2.70	3.78	11.6	13.1	15.1	17.1	19.6	24.1
1.05	4.4	4.6	3348	4.67	8.68	1674	3.96	5.72	1110	3.09	4.19	11.3	12.8	14.8	16.8	19.3	23.8
1.06	3.4	3.6	3306	0.24	3.79	1653	1.17	2.80	1096	1.11	2.15	12.9	14.4	16.4	18.4	20.9	25.4
ARC-LENGTH CORRECTION FACTOR												0.77	0.79	0.81	0.83	0.86	0.90
1.06	3.6	3.8	3316	1.19	4.83	1658	1.75	3.40	1099	1.52	2.57	12.6	14.1	16.1	18.1	20.6	25.1
1.06	6.2	6.6	3288	11.06	16.20	1644	8.74	10.77	1090	6.56	7.79	8.3	9.8	11.8	13.8	16.3	20.8
1.06	6.4	6.8	3294	11.60	16.90	1647	9.23	11.30	1092	6.93	8.18	—	9.5	11.5	13.5	16.0	20.5
1.06	6.6	7.0	3300	12.11	17.57	1650	9.73	11.83	1094	7.29	8.56	—	9.2	11.2	13.2	15.7	20.2
1.06	7.0	7.4	3311	13.01	18.82	1655	10.69	12.87	1097	8.02	9.33	—	—	10.6	12.6	15.1	19.6
ARC-LENGTH CORRECTION FACTOR												0.77	0.79	0.81	0.83	0.86	0.90
1.07	5.4	5.8	3259	8.64	13.20	1629	6.73	8.62	1080	5.08	6.24	9.6	11.1	13.1	15.1	17.6	22.1
1.07	5.6	6.0	3267	9.31	14.01	1633	7.25	9.17	1083	5.46	6.64	9.3	10.8	12.8	14.8	17.3	21.8
1.07	5.8	6.2	3274	9.95	14.79	1637	7.76	9.72	1085	5.83	7.03	9.0	10.5	12.5	14.5	17.0	21.5
1.07	6.0	6.4	3281	10.56	15.54	1641	8.27	10.26	1088	6.21	7.42	8.7	10.2	12.2	14.2	16.7	21.2
1.07	8.0	8.6	+	+	+	1628	13.03	15.42	1079	9.82	11.22	—	—	—	10.9	13.4	17.9
ARC-LENGTH CORRECTION FACTOR												0.76	0.78	0.81	0.83	0.86	0.90

B = STANDARD V-BELT
 BX = COGGED/NOTCHED V-BELT
 + IF RIM SPEED EXCEEDS 6500 FEET PER MINUTE, CONSULT *Martin*.



Stock Drive Selection **B**

Nominal Center Distances And Arc-Length Correction Factor															Sheave Combination		Speed Ratio
B/BX Belt Length Designation															DriveR P.D.	DriveN P.D.	
68	75	81	85	90	97	105	112	120	128	158	180	210	240	300			
29.6	33.1	36.1	38.1	40.6	44.1	48.1	51.6	55.6	59.6	74.6	85.6	100.6	114.8	144.8	3.4	3.4	1.00
29.2	32.7	35.7	37.7	40.2	43.7	47.7	51.2	55.2	59.2	74.2	85.2	100.2	114.5	144.5	3.6	3.6	1.00
28.9	32.4	35.4	37.4	39.9	43.4	47.4	50.9	54.9	58.9	73.9	84.9	99.9	114.2	144.2	3.8	3.8	1.00
28.6	32.1	35.1	37.1	39.6	43.1	47.1	50.6	54.6	58.6	73.6	84.6	99.6	113.9	143.9	4.0	4.0	1.00
28.3	31.8	34.8	36.8	39.3	42.8	46.8	50.3	54.3	58.3	73.3	84.3	99.3	113.6	143.6	4.2	4.2	1.00
0.93	0.95	0.97	0.99	1.00	1.02	1.04	1.05	1.07	1.09	1.14	1.17	1.21	1.24	1.30			
28.0	31.5	34.5	36.5	39.0	42.5	46.5	50.0	54.0	58.0	73.0	84.0	99.0	113.2	143.2	4.4	4.4	1.00
27.7	31.2	34.2	36.2	38.7	42.2	46.2	49.7	53.7	57.7	72.7	83.7	98.7	112.9	142.9	4.6	4.6	1.00
27.4	30.9	33.9	35.9	38.4	41.9	45.9	49.4	53.4	57.4	72.4	83.4	98.4	112.6	142.6	4.8	4.8	1.00
27.0	30.5	33.5	35.5	38.0	41.5	45.5	49.0	53.0	57.0	72.0	83.0	98.0	112.3	142.3	5.0	5.0	1.00
26.7	30.2	33.2	35.2	37.7	41.2	45.2	48.7	52.7	56.7	71.7	82.7	97.7	112.0	142.0	5.2	5.2	1.00
0.93	0.95	0.97	0.99	1.00	1.02	1.04	1.05	1.07	1.09	1.14	1.17	1.21	1.24	1.30			
26.4	29.9	32.9	34.9	37.4	40.9	44.9	48.4	52.4	56.4	71.4	82.4	97.4	111.7	141.7	5.4	5.4	1.00
26.1	29.6	32.6	34.6	37.1	40.6	44.6	48.1	52.1	56.1	71.1	82.1	97.1	111.4	141.4	5.6	5.6	1.00
25.8	29.3	32.3	34.3	36.8	40.3	44.3	47.8	51.8	55.8	70.8	81.8	96.8	111.0	141.0	5.8	5.8	1.00
25.5	29.0	32.0	34.0	36.5	40.0	44.0	47.5	51.5	55.5	70.5	81.5	96.5	110.7	140.7	6.0	6.0	1.00
25.2	28.7	31.7	33.7	36.2	39.7	43.7	47.2	51.2	55.2	70.2	81.2	96.2	110.4	140.4	6.2	6.2	1.00
0.93	0.95	0.97	0.99	1.00	1.02	1.04	1.05	1.07	1.09	1.14	1.17	1.21	1.24	1.30			
24.8	28.3	31.3	33.3	35.8	39.3	43.3	46.8	50.8	54.8	69.8	80.8	95.8	110.1	140.1	6.4	6.4	1.00
24.5	28.0	31.0	33.0	35.5	39.0	43.0	46.5	50.5	54.5	69.5	80.5	95.5	109.8	139.8	6.6	6.6	1.00
24.2	27.7	30.7	32.7	35.2	38.7	42.7	46.2	50.2	54.2	69.2	80.2	95.2	109.5	139.5	6.8	6.8	1.00
23.9	27.4	30.4	32.4	34.9	38.4	42.4	45.9	49.9	53.9	68.9	79.9	94.9	109.2	139.2	7.0	7.0	1.00
23.3	26.8	29.8	31.8	34.3	37.8	41.8	45.3	49.3	53.3	68.3	79.3	94.3	108.5	138.5	7.4	7.4	1.00
0.93	0.95	0.97	0.99	1.00	1.02	1.04	1.05	1.07	1.09	1.14	1.17	1.21	1.24	1.30			
22.3	25.8	28.8	30.8	33.3	36.8	40.8	44.3	48.3	52.3	67.3	78.3	93.3	107.6	137.6	8.0	8.0	1.00
21.4	24.9	27.9	29.9	32.4	35.9	39.9	43.4	47.4	51.4	66.4	77.4	92.4	106.6	136.6	8.6	8.6	1.00
20.1	23.6	26.6	28.6	31.1	34.6	38.6	42.1	46.1	50.1	65.1	76.1	91.1	105.4	135.4	9.4	9.4	1.00
25.6	29.1	32.1	34.1	36.6	40.1	44.1	47.6	51.6	55.6	70.6	81.6	96.6	110.9	140.9	5.8	6.0	1.03
25.3	28.8	31.8	33.8	36.3	39.8	43.8	47.3	51.3	55.3	70.3	81.3	96.3	110.6	140.6	6.0	6.2	1.03
0.93	0.95	0.97	0.99	1.00	1.02	1.04	1.05	1.07	1.09	1.14	1.17	1.21	1.24	1.30			
25.0	28.5	31.5	33.5	36.0	39.5	43.5	47.0	51.0	55.0	70.0	81.0	96.0	110.3	140.3	6.2	6.4	1.03
24.7	28.2	31.2	33.2	35.7	39.2	43.2	46.7	50.7	54.7	69.7	80.7	95.7	109.9	139.9	6.4	6.6	1.03
24.4	27.9	30.9	32.9	35.4	38.9	42.9	46.4	50.4	54.4	69.4	80.4	95.4	109.6	139.6	6.6	6.8	1.03
24.1	27.6	30.6	32.6	35.1	38.6	42.6	46.1	50.1	54.1	69.1	80.1	95.1	109.3	139.3	6.8	7.0	1.03
27.5	31.0	34.0	36.0	38.5	42.0	46.0	49.5	53.5	57.5	72.5	83.5	98.5	112.8	142.8	4.6	4.8	1.04
0.93	0.95	0.97	0.99	1.00	1.02	1.04	1.05	1.07	1.09	1.14	1.17	1.21	1.24	1.30			
27.2	30.7	33.7	35.7	38.2	41.7	45.7	49.2	53.2	57.2	72.2	83.2	98.2	112.5	142.5	4.8	5.0	1.04
26.9	30.4	33.4	35.4	37.9	41.4	45.4	48.9	52.9	56.9	71.9	82.9	97.9	112.1	142.1	5.0	5.2	1.04
26.6	30.1	33.1	35.1	37.6	41.1	45.1	48.6	52.6	56.6	71.6	82.6	97.6	111.8	141.8	5.2	5.4	1.04
26.3	29.8	32.8	34.8	37.3	40.8	44.8	48.3	52.3	56.3	71.3	82.3	97.3	111.5	141.5	5.4	5.6	1.04
25.9	29.4	32.4	34.4	36.9	40.4	44.4	47.9	51.9	55.9	70.9	81.9	96.9	111.2	141.2	5.6	5.8	1.04
0.93	0.95	0.97	0.99	1.00	1.02	1.04	1.05	1.07	1.09	1.14	1.17	1.21	1.24	1.30			
28.8	32.3	35.3	37.3	39.8	43.3	47.3	50.8	54.8	58.8	73.8	84.8	99.8	114.0	144.0	3.8	4.0	1.05
28.5	32.0	35.0	37.0	39.5	43.0	47.0	50.5	54.5	58.5	73.5	84.5	99.5	113.7	143.7	4.0	4.2	1.05
28.1	31.6	34.6	36.6	39.1	42.6	46.6	50.1	54.1	58.1	73.1	84.1	99.1	113.4	143.4	4.2	4.4	1.05
27.8	31.3	34.3	36.3	38.8	42.3	46.3	49.8	53.8	57.8	72.8	83.8	98.8	113.1	143.1	4.4	4.6	1.05
29.4	32.9	35.9	37.9	40.4	43.9	47.9	51.4	55.4	59.4	74.4	85.4	100.4	114.7	144.7	3.4	3.6	1.06
0.93	0.95	0.97	0.99	1.00	1.02	1.04	1.05	1.07	1.09	1.14	1.17	1.21	1.24	1.30			
29.1	32.6	35.6	37.6	40.1	43.6	47.6	51.1	55.1	59.1	74.1	85.1	100.1	114.3	144.3	3.6	3.8	1.06
24.8	28.3	31.3	33.3	35.8	39.3	43.3	46.8	50.8	54.8	69.8	80.8	95.8	110.1	140.1	6.2	6.6	1.06
24.5	28.0	31.0	33.0	35.5	39.0	43.0	46.5	50.5	54.5	69.5	80.5	95.5	109.8	139.8	6.4	6.8	1.06
24.2	27.7	30.7	32.7	35.2	38.7	42.7	46.2	50.2	54.2	69.2	80.2	95.2	109.5	139.5	6.6	7.0	1.06
23.6	27.1	30.1	32.1	34.6	38.1	42.1	45.6	49.6	53.6	68.6	79.6	94.6	108.8	138.8	7.0	7.4	1.06
0.93	0.95	0.97	0.99	1.00	1.02	1.04	1.05	1.07	1.09	1.14	1.17	1.21	1.24	1.30			
26.1	29.6	32.6	34.6	37.1	40.6	44.6	48.1	52.1	56.1	71.1	82.1	97.1	111.4	141.4	5.4	5.8	1.07
25.8	29.3	32.3	34.3	36.8	40.3	44.3	47.8	51.8	55.8	70.8	81.8	96.8	111.0	141.0	5.6	6.0	1.07
25.5	29.0	32.0	34.0	36.5	40.0	44.0	47.5	51.5	55.5	70.5	81.5	96.5	110.7	140.7	5.8	6.2	1.07
25.2	28.7	31.7	33.7	36.2	39.7	43.7	47.2	51.2	55.2	70.2	81.2	96.2	110.4	140.4	6.0	6.4	1.07
21.9	25.4	28.4	30.4	32.9	36.4	40.4	43.9	47.9	51.9	66.9	77.9	92.9	107.1	137.1	8.0	8.6	1.07
0.93	0.95	0.97	0.99	1.00	1.02	1.04	1.05	1.07	1.09	1.14	1.17	1.21	1.24	1.30			

FOR BELT SIZES NOT SHOWN, INTERPOLATE FOR ADDITIONAL CENTER DISTANCE.

V-BELT DRIVES

B Stock Drive Selection



V-BELT DRIVES

Speed Ratio	Sheave Combination		DriveN Speeds and HP Per Belt									Nominal Center Distance And Arc-Length Correction Factors					
			3500 RPM DriveR			1750 RPM DriveR			1160 RPM DriveR								
	DriveR P.D.	DriveN P.D.	DriveN RPM	HP Per Belt B	HP Per Belt BX	DriveN RPM	HP Per Belt B	HP Per Belt BX	DriveN RPM	HP Per Belt B	HP Per Belt BX	B/BX Belt Length Designation					
												35	38	42	46	51	60
1.08	4.8	5.2	3231	6.50	10.70	1615	5.16	6.96	1071	3.95	5.06	10.5	12.0	14.0	16.0	18.5	23.0
1.08	5.0	5.4	3241	7.27	11.57	1620	5.70	7.53	1074	4.33	5.47	10.2	11.7	13.7	15.7	18.2	22.7
1.08	5.2	5.6	3250	8.00	12.43	1625	6.23	8.09	1077	4.72	5.87	9.9	11.4	13.4	15.4	17.9	22.4
1.08	7.4	8.0	+	+	+	1619	11.70	13.95	1073	8.79	10.12	—	—	9.8	11.8	14.3	18.8
1.09	4.4	4.8	3208	4.95	8.92	1604	4.10	5.84	1063	3.18	4.27	11.2	12.7	14.7	16.7	19.2	23.7
ARC-LENGTH CORRECTION FACTOR												0.76	0.78	0.81	0.83	0.86	0.90
1.09	4.6	5.0	3220	5.78	9.85	1610	4.65	6.42	1067	3.58	4.68	10.9	12.4	14.4	16.4	18.9	23.4
1.09	6.4	7.0	3200	11.81	17.08	1600	9.34	11.39	1061	7.00	8.24	—	9.4	11.4	13.4	15.9	20.4
1.09	6.8	7.4	3216	12.78	18.38	1608	10.31	12.44	1066	7.73	9.01	—	—	10.7	12.7	15.2	19.7
1.09	8.6	9.4	+	+	+	1601	14.40	16.92	1061	10.90	12.36	—	—	—	—	12.3	16.8
1.10	4.0	4.4	3182	3.29	7.06	1591	3.02	4.70	1055	2.41	3.47	11.8	13.3	15.3	17.3	19.8	24.3
ARC-LENGTH CORRECTION FACTOR												0.76	0.78	0.81	0.83	0.86	0.90
1.10	4.2	4.6	3196	4.17	8.03	1598	3.58	5.29	1059	2.81	3.88	11.5	13.0	15.0	17.0	19.5	24.0
1.10	5.8	6.4	3172	10.15	14.95	1586	7.86	9.80	1051	5.90	7.09	8.8	10.3	12.3	14.3	16.8	21.3
1.10	6.0	6.6	3182	10.76	15.71	1591	8.37	10.34	1055	6.27	7.48	8.5	10.0	12.0	14.0	16.5	21.0
1.10	6.2	6.8	3191	11.33	16.43	1596	8.87	10.88	1058	6.65	7.87	—	9.7	11.7	13.7	16.2	20.7
1.11	3.6	4.0	3150	1.52	5.11	1575	1.91	3.54	1044	1.63	2.66	12.4	13.9	15.9	17.9	20.4	24.9
ARC-LENGTH CORRECTION FACTOR												0.76	0.79	0.81	0.83	0.86	0.90
1.11	3.8	4.2	3167	2.45	6.12	1583	2.49	4.14	1050	2.03	3.07	12.1	13.6	15.6	17.6	20.1	24.6
1.11	5.4	6.0	3150	8.89	13.42	1575	6.85	8.72	1044	5.16	6.32	9.4	10.9	12.9	14.9	17.4	21.9
1.11	5.6	6.2	3161	9.57	14.22	1581	7.37	9.28	1048	5.54	6.71	9.1	10.6	12.6	14.6	17.1	21.6
1.12	3.4	3.8	3132	0.62	4.12	1566	1.36	2.96	1038	1.24	2.26	12.7	14.2	16.2	18.2	20.7	25.2
1.12	4.8	5.4	3111	6.75	10.90	1556	5.28	7.06	1031	4.03	5.13	10.4	11.9	13.9	15.9	18.4	22.9
ARC-LENGTH CORRECTION FACTOR												0.77	0.79	0.81	0.83	0.86	0.90
1.12	5.0	5.6	3125	7.51	11.78	1563	5.82	7.63	1036	4.41	5.54	10.1	11.6	13.6	15.6	18.1	22.6
1.12	5.2	5.8	3138	8.25	12.64	1569	6.35	8.19	1040	4.80	5.93	9.8	11.3	13.3	15.3	17.8	22.3
1.12	6.6	7.4	3122	12.49	17.90	1561	9.92	11.99	1035	7.42	8.67	—	8.9	10.9	12.9	15.4	19.9
1.13	4.6	5.2	3096	6.00	10.04	1548	4.77	6.51	1026	3.65	4.74	10.7	12.2	14.2	16.2	18.7	23.2
1.13	6.0	6.8	3088	10.92	15.85	1544	8.45	10.41	1024	6.33	7.53	8.3	9.8	11.8	13.8	16.3	20.8
ARC-LENGTH CORRECTION FACTOR												0.76	0.78	0.81	0.83	0.86	0.90
1.13	6.2	7.0	3100	11.50	16.57	1550	8.95	10.95	1027	6.70	7.92	—	9.5	11.5	13.5	16.0	20.5
1.14	4.2	4.8	3062	4.38	8.21	1531	3.69	5.38	1015	2.88	3.94	11.3	12.8	14.8	16.8	19.3	23.8
1.14	4.4	5.0	3080	5.23	9.16	1540	4.24	5.96	1021	3.28	4.35	11.0	12.5	14.5	16.5	19.0	23.5
1.14	5.6	6.4	3062	9.73	14.36	1531	7.45	9.34	1015	5.59	6.76	9.0	10.5	12.5	14.5	17.0	21.5
1.14	5.8	6.6	3076	10.37	15.14	1538	7.97	9.89	1019	5.97	7.15	8.7	10.2	12.2	14.2	16.7	21.2
ARC-LENGTH CORRECTION FACTOR												0.76	0.78	0.81	0.83	0.86	0.90
1.14	7.0	8.0	3063	13.49	19.23	1531	10.93	13.08	1015	8.18	9.46	—	—	10.1	12.1	14.6	19.1
1.15	4.0	4.6	3043	3.55	7.28	1522	3.15	4.81	1009	2.50	3.55	11.6	13.1	15.1	17.1	19.6	24.1
1.15	5.2	6.0	3033	8.39	12.76	1517	6.43	8.26	1005	4.85	5.98	9.6	11.1	13.1	15.1	17.6	22.1
1.15	5.4	6.2	3048	9.10	13.59	1524	6.95	8.81	1010	5.23	6.37	9.3	10.8	12.8	14.8	17.3	21.8
1.16	3.8	4.4	3023	2.70	6.33	1511	2.61	4.24	1002	2.11	3.15	12.0	13.5	15.5	17.5	20.0	24.5
ARC-LENGTH CORRECTION FACTOR												0.76	0.78	0.81	0.83	0.86	0.90
1.16	5.0	5.8	3017	7.70	11.95	1509	5.92	7.71	1000	4.48	5.59	9.9	11.4	13.4	15.4	17.9	22.4
1.16	6.4	7.4	3027	12.18	17.39	1514	9.52	11.55	1003	7.12	8.34	—	9.0	11.1	13.1	15.6	20.1
1.16	7.4	8.6	+	+	+	1506	11.92	14.14	998	8.93	10.25	—	—	—	11.3	13.8	18.3
1.17	3.6	4.2	3000	1.81	5.36	1500	2.06	3.67	994	1.72	2.74	12.3	13.8	15.8	17.8	20.3	24.8
1.17	4.6	5.4	2981	6.19	10.20	1491	4.86	6.59	988	3.71	4.80	10.5	12.0	14.0	16.0	18.5	23.0
ARC-LENGTH CORRECTION FACTOR												0.76	0.78	0.81	0.83	0.85	0.90
1.17	4.8	5.6	3000	6.98	11.11	1500	5.40	7.16	994	4.10	5.20	10.2	11.7	13.7	15.7	18.2	22.7
1.17	5.8	6.8	2985	10.50	15.25	1493	8.03	9.95	989	6.02	7.19	8.5	10.0	12.0	14.0	16.5	21.0
1.17	6.0	7.0	3000	11.11	16.01	1500	8.54	10.49	994	6.39	7.58	—	9.7	11.7	13.7	16.2	20.7
1.17	8.0	9.4	+	+	+	1489	13.30	15.65	987	10.00	11.38	—	—	—	—	12.7	17.2
1.17	9.4	11.0	+	+	+	1495	16.25	18.95	991	12.38	13.91	—	—	—	—	—	14.9
ARC-LENGTH CORRECTION FACTOR												0.76	0.78	0.81	0.83	0.86	0.90
1.18	3.4	4.0	2975	0.90	4.36	1487	1.50	3.08	986	1.33	2.33	12.6	14.1	16.1	18.1	20.6	25.1
1.18	4.4	5.2	2962	5.41	9.31	1481	4.33	6.03	982	3.33	4.40	10.9	12.4	14.4	16.4	18.9	23.4
1.18	5.6	6.6	2970	9.90	14.51	1485	7.54	9.42	984	5.65	6.81	8.8	10.3	12.3	14.3	16.8	21.3
1.18	6.8	8.0	2975	13.24	18.77	1487	10.54	12.63	986	7.88	9.13	—	—	10.3	12.3	14.8	19.3
1.19	4.2	5.0	2940	4.60	8.40	1470	3.80	5.47	974	2.95	4.00	11.2	12.7	14.7	16.7	19.2	23.7
ARC-LENGTH CORRECTION FACTOR												0.76	0.78	0.81	0.83	0.86	0.90

B = STANDARD V-BELT
 BX = COGGED/NOTCHED V-BELT
 + IF RIM SPEED EXCEEDS 6500 FEET PER MINUTE, CONSULT *Martin*.



Stock Drive Selection **B**

V-BELT DRIVES

Nominal Center Distances And Arc-Length Correction Factor															Sheave Combination		Speed Ratio
B/BX Belt Length Designation															DriveR P.D.	DriveN P.D.	
68	75	81	85	90	97	105	112	120	128	158	180	210	240	300			
27.0	30.5	33.5	35.5	38.0	41.5	45.5	49.0	53.0	57.0	72.0	83.0	98.0	112.3	142.3	4.8	5.2	1.08
26.7	30.2	33.2	35.2	37.7	41.2	45.2	48.7	52.7	56.7	71.7	82.7	97.7	112.0	142.0	5.0	5.4	1.08
26.4	29.9	32.9	34.9	37.4	40.9	44.9	48.4	52.4	56.4	71.4	82.4	97.4	111.7	141.7	5.2	5.6	1.08
22.8	26.3	29.3	31.3	33.8	37.3	41.3	44.8	48.8	52.8	67.8	78.8	93.8	108.1	138.1	7.4	8.0	1.08
27.7	31.2	34.2	36.2	38.7	42.2	46.2	49.7	53.7	57.7	72.7	83.7	98.7	112.9	142.9	4.4	4.8	1.09
0.93	0.95	0.97	0.98	1.00	1.02	1.04	1.05	1.07	1.09	1.14	1.17	1.21	1.24	1.30			
27.4	30.9	33.9	35.9	38.4	41.9	45.9	49.4	53.4	57.4	72.4	83.4	98.4	112.6	142.6	4.6	5.0	1.09
24.4	27.9	30.9	32.9	35.4	38.9	42.9	46.4	50.4	54.4	69.4	80.4	95.4	109.6	139.6	6.4	7.0	1.09
23.7	27.2	30.2	32.2	34.7	38.2	42.2	45.7	49.7	53.7	68.7	79.7	94.7	109.0	139.0	6.8	7.4	1.09
20.8	24.3	27.3	29.3	31.8	35.3	39.3	42.8	46.8	50.8	65.8	76.8	91.8	106.0	136.0	8.6	9.4	1.09
28.3	31.8	34.8	36.8	39.3	42.8	46.8	50.3	54.3	58.3	73.3	84.3	99.3	113.6	143.6	4.0	4.4	1.10
0.93	0.95	0.97	0.98	1.00	1.02	1.04	1.05	1.07	1.09	1.14	1.17	1.21	1.24	1.30			
28.0	31.5	34.5	36.5	39.0	42.5	46.5	50.0	54.0	58.0	73.0	84.0	99.0	113.2	143.2	4.2	4.6	1.10
25.3	28.8	31.8	33.8	36.3	39.8	43.8	47.3	51.3	55.3	70.3	81.3	96.3	110.6	140.6	5.8	6.4	1.10
25.0	28.5	31.5	33.5	36.0	39.5	43.5	47.0	51.0	55.0	70.0	81.0	96.0	110.3	140.3	6.0	6.6	1.10
24.7	28.2	31.2	33.2	35.7	39.2	43.2	46.7	50.7	54.7	69.7	80.7	95.7	109.9	139.9	6.2	6.8	1.10
28.9	32.4	35.4	37.4	39.9	43.4	47.4	50.9	54.9	58.9	73.9	84.9	99.9	114.2	144.2	3.6	4.0	1.11
0.93	0.95	0.97	0.98	1.00	1.02	1.04	1.05	1.07	1.09	1.14	1.17	1.21	1.24	1.30			
28.6	32.1	35.1	37.1	39.6	43.1	47.1	50.6	54.6	58.6	73.6	84.6	99.6	113.9	143.9	3.8	4.2	1.11
25.9	29.4	32.4	34.4	36.9	40.4	44.4	47.9	51.9	55.9	70.9	81.9	96.9	111.2	141.2	5.4	6.0	1.11
25.6	29.1	32.1	34.1	36.6	40.1	44.1	47.6	51.6	55.6	70.6	81.6	96.6	110.9	140.9	5.6	6.2	1.11
29.2	32.7	35.7	37.7	40.2	43.7	47.7	51.2	55.2	59.2	74.2	85.2	100.2	114.5	144.5	3.4	3.8	1.12
26.9	30.4	33.4	35.4	37.9	41.4	45.4	48.9	52.9	56.9	71.9	82.9	97.9	112.1	142.1	4.8	5.4	1.12
0.93	0.95	0.97	0.98	1.00	1.02	1.04	1.05	1.07	1.09	1.14	1.17	1.21	1.24	1.30			
26.6	30.1	33.1	35.1	37.6	41.1	45.1	48.6	52.6	56.6	71.6	82.6	97.6	111.8	141.8	5.0	5.6	1.12
26.3	29.8	32.8	34.8	37.3	40.8	44.8	48.3	52.3	56.3	71.3	82.3	97.3	111.5	141.5	5.2	5.8	1.12
23.9	27.4	30.4	32.4	34.9	38.4	42.4	45.9	49.9	53.9	68.9	79.9	94.9	109.2	139.2	6.6	7.4	1.12
27.2	30.7	33.7	35.7	38.2	41.7	45.7	49.2	53.2	57.2	72.2	83.2	98.2	112.5	142.5	4.6	5.2	1.13
24.8	28.3	31.3	33.3	35.8	39.3	43.3	46.8	50.8	54.8	69.8	80.8	95.8	110.1	140.1	6.0	6.8	1.13
0.93	0.95	0.97	0.98	1.00	1.02	1.04	1.05	1.07	1.09	1.14	1.17	1.21	1.24	1.30			
24.5	28.0	31.0	33.0	35.5	39.0	43.0	46.5	50.5	54.5	69.5	80.5	95.5	109.8	139.8	6.2	7.0	1.13
27.8	31.3	34.3	36.3	38.8	42.3	46.3	49.8	53.8	57.8	72.8	83.8	98.8	113.1	143.1	4.2	4.8	1.14
27.5	31.0	34.0	36.0	38.5	42.0	46.0	49.5	53.5	57.5	72.5	83.5	98.5	112.8	142.8	4.4	5.0	1.14
25.5	29.0	32.0	34.0	36.5	40.0	44.0	47.5	51.5	55.5	70.5	81.5	96.5	110.7	140.7	5.6	6.4	1.14
25.2	28.7	31.7	33.7	36.2	39.7	43.7	47.2	51.2	55.2	70.2	81.2	96.2	110.4	140.4	5.8	6.6	1.14
0.93	0.95	0.97	0.98	1.00	1.02	1.04	1.05	1.07	1.09	1.14	1.17	1.21	1.24	1.30			
23.1	26.6	29.6	31.6	34.1	37.6	41.6	45.1	49.1	53.1	68.1	79.1	94.1	108.4	138.4	7.0	8.0	1.14
28.1	31.6	34.6	36.6	39.1	42.6	46.6	50.1	54.1	58.1	73.1	84.1	99.1	113.4	143.4	4.0	4.6	1.15
26.1	29.6	32.6	34.6	37.1	40.6	44.6	48.1	52.1	56.1	71.1	82.1	97.1	111.4	141.4	5.2	6.0	1.15
25.8	29.3	32.3	34.3	36.8	40.3	44.3	47.8	51.8	55.8	70.8	81.8	96.8	111.0	141.0	5.4	6.2	1.15
28.5	32.0	35.0	37.0	39.5	43.0	47.0	50.5	54.5	58.5	73.5	84.5	99.5	113.7	143.7	3.8	4.4	1.16
0.93	0.95	0.97	0.98	1.00	1.02	1.04	1.05	1.07	1.09	1.14	1.17	1.21	1.24	1.30			
26.4	29.9	32.9	34.9	37.4	40.9	44.9	48.4	52.4	56.4	71.4	82.4	97.4	111.7	141.7	5.0	5.8	1.16
24.1	27.6	30.6	32.6	35.1	38.6	42.6	46.1	50.1	54.1	69.1	80.1	95.1	109.3	139.3	6.4	7.4	1.16
22.3	25.8	28.8	30.8	33.3	36.8	40.8	44.3	48.3	52.3	67.3	78.3	93.3	107.6	137.6	7.4	8.6	1.16
28.8	32.3	35.3	37.3	39.8	43.3	47.3	50.8	54.8	58.8	73.8	84.8	99.8	114.0	144.0	3.6	4.2	1.17
27.0	30.5	33.5	35.5	38.0	41.5	45.5	49.0	53.0	57.0	72.0	83.0	98.0	112.3	142.3	4.6	5.4	1.17
0.93	0.95	0.97	0.98	1.00	1.02	1.04	1.05	1.07	1.09	1.14	1.17	1.21	1.24	1.30			
26.7	30.2	33.2	35.2	37.7	41.2	45.2	48.7	52.7	56.7	71.7	82.7	97.7	112.0	142.0	4.8	5.6	1.17
25.0	28.5	31.5	33.5	36.0	39.5	43.5	47.0	51.0	55.0	70.0	81.0	96.0	110.3	140.3	5.8	6.8	1.17
24.7	28.2	31.2	33.2	35.7	39.2	43.2	46.7	50.7	54.7	69.7	80.7	95.7	109.9	139.9	6.0	7.0	1.17
21.2	24.7	27.7	29.7	32.2	35.7	39.7	43.2	47.2	51.2	66.2	77.2	92.2	106.5	136.5	8.0	9.4	1.17
18.9	22.4	25.4	27.4	29.9	33.4	37.4	40.9	44.9	48.9	63.9	74.9	89.9	104.1	134.1	9.4	11.0	1.17
0.93	0.95	0.97	0.98	1.00	1.02	1.04	1.05	1.07	1.09	1.14	1.17	1.21	1.24	1.30			
29.1	32.6	35.6	37.6	40.1	43.6	47.6	51.1	55.1	59.1	74.1	85.1	100.1	114.3	144.3	3.4	4.0	1.18
27.4	30.9	33.9	35.9	38.4	41.9	45.9	49.4	53.4	57.4	72.4	83.4	98.4	112.6	142.6	4.4	5.2	1.18
25.3	28.8	31.8	33.8	36.3	39.8	43.8	47.3	51.3	55.3	70.3	81.3	96.3	110.6	140.6	5.6	6.6	1.18
23.3	26.8	29.8	31.8	34.3	37.8	41.8	45.3	49.3	53.3	68.3	79.3	94.3	108.5	138.5	6.8	8.0	1.18
27.7	31.2	34.2	36.2	38.7	42.2	46.2	49.7	53.7	57.7	72.7	83.7	98.7	112.9	142.9	4.2	5.0	1.19
0.93	0.95	0.97	0.98	1.00	1.02	1.04	1.05	1.07	1.09	1.14	1.17	1.21	1.24	1.30			

FOR BELT SIZES NOT SHOWN, INTERPOLATE FOR ADDITIONAL CENTER DISTANCE.

B Stock Drive Selection



V-BELT DRIVES

Speed Ratio	Sheave Combination		DriveN Speeds and HP Per Belt									Nominal Center Distance And Arc-Length Correction Factors					
			3500 RPM DriveR			1750 RPM DriveR			1160 RPM DriveR			B/BX Belt Length Designation					
	DriveR P.D.	DriveN P.D.	DriveN RPM	HP Per Belt B	HP Per Belt BX	DriveN RPM	HP Per Belt B	HP Per Belt BX	DriveN RPM	HP Per Belt B	HP Per Belt BX	35	38	42	46	51	60
1.19	5.2	6.2	2935	8.56	12.91	1468	6.51	8.33	973	4.90	6.02	9.4	10.9	12.9	14.9	17.4	21.9
1.19	5.4	6.4	2953	9.27	13.74	1477	7.04	8.88	979	5.28	6.42	9.1	10.6	12.6	14.6	17.1	21.6
1.19	6.2	7.4	2932	11.76	16.80	1466	9.09	11.07	972	6.79	7.99	—	9.2	11.2	13.2	15.7	20.2
1.20	4.0	4.8	2917	3.76	7.46	1458	3.25	4.90	967	2.57	3.60	11.5	13.0	15.0	17.0	19.5	24.0
1.20	5.0	6.0	2917	7.86	12.08	1458	6.00	7.78	967	4.53	5.64	9.7	11.2	13.3	15.3	17.8	22.3
ARC-LENGTH CORRECTION FACTOR												0.76	0.78	0.80	0.83	0.85	0.89
1.21	3.8	4.6	2891	2.89	6.50	1446	2.71	4.33	958	2.18	3.20	11.8	13.3	15.3	17.3	19.8	24.3
1.21	4.8	5.8	2897	7.13	11.23	1448	5.48	7.23	960	4.15	5.24	10.1	11.6	13.6	15.6	18.1	22.6
1.21	5.6	6.8	2882	10.01	14.60	1441	7.59	9.47	955	5.69	6.84	8.6	10.1	12.1	14.1	16.7	21.2
1.21	5.8	7.0	2900	10.65	15.38	1450	8.11	10.01	961	6.07	7.23	8.3	9.8	11.8	13.8	16.3	20.8
1.21	6.6	8.0	2887	12.88	18.23	1444	10.11	12.16	957	7.55	8.78	—	—	10.4	12.4	14.9	19.4
ARC-LENGTH CORRECTION FACTOR												0.76	0.78	0.81	0.83	0.86	0.90
1.22	3.6	4.4	2864	1.99	5.51	1432	2.15	3.74	949	1.78	2.79	12.1	13.6	15.6	17.6	20.1	24.6
1.22	4.6	5.6	2875	6.37	10.36	1437	4.95	6.67	953	3.77	4.85	10.4	11.9	13.9	15.9	18.4	22.9
1.22	5.4	6.6	2864	9.37	13.83	1432	7.09	8.93	949	5.32	6.45	9.0	10.5	12.5	14.5	17.0	21.5
1.23	4.4	5.4	2852	5.58	9.46	1426	4.42	6.11	945	3.39	4.45	10.7	12.2	14.2	16.2	18.7	23.2
1.23	5.2	6.4	2844	8.70	13.02	1422	6.58	8.39	942	4.95	6.06	9.3	10.8	12.8	14.8	17.3	21.8
ARC-LENGTH CORRECTION FACTOR												0.76	0.78	0.81	0.83	0.86	0.90
1.23	6.0	7.4	2838	11.32	16.19	1419	8.65	10.59	941	6.46	7.64	—	9.3	11.4	13.4	15.9	20.4
1.23	7.0	8.6	2849	13.84	19.53	1424	11.11	13.23	944	8.30	9.56	—	—	11.6	14.1	18.6	23.1
1.24	3.4	4.2	2833	1.10	4.53	1417	1.61	3.17	939	1.40	2.39	12.4	13.9	15.9	17.9	20.4	24.9
1.24	4.2	5.2	2827	4.76	8.54	1413	3.88	5.54	937	3.01	4.05	11.0	12.5	14.5	16.5	19.0	23.5
1.24	5.0	6.2	2823	7.99	12.19	1411	6.06	7.84	935	4.57	5.67	9.6	11.1	13.1	15.1	17.6	22.1
ARC-LENGTH CORRECTION FACTOR												0.76	0.78	0.81	0.83	0.86	0.90
1.25	4.0	5.0	2800	3.91	7.59	1400	3.33	4.97	928	2.62	3.65	11.3	12.8	14.8	16.8	19.3	23.8
1.25	4.8	6.0	2800	7.26	11.34	1400	5.54	7.28	928	4.19	5.28	9.9	11.4	13.4	15.4	17.9	22.4
1.25	5.6	7.0	2800	10.13	14.71	1400	7.66	9.52	928	5.73	6.87	8.5	10.0	12.0	14.0	16.5	21.0
1.25	6.4	8.0	2800	12.50	17.66	1400	9.68	11.68	928	7.22	8.43	—	—	10.6	12.6	15.1	19.6
1.26	3.8	4.8	2771	3.04	6.63	1385	2.78	4.39	918	2.23	3.24	11.6	13.1	15.1	17.1	19.6	24.1
ARC-LENGTH CORRECTION FACTOR												0.76	0.78	0.81	0.83	0.85	0.89
1.26	4.6	5.8	2776	6.49	10.46	1388	5.01	6.72	920	3.81	4.88	10.2	11.7	13.7	15.7	18.2	22.7
1.26	5.4	6.8	2779	9.49	13.93	1390	7.15	8.98	921	5.36	6.48	8.8	10.3	12.3	14.3	16.8	21.3
1.26	6.8	8.6	2767	13.49	19.00	1384	10.67	12.75	917	7.96	9.21	—	—	9.8	11.8	14.3	18.8
1.27	4.4	5.6	2750	5.69	9.56	1375	4.47	6.16	911	3.43	4.48	10.5	12.0	14.0	16.0	18.5	23.0
1.27	5.2	6.6	2758	8.81	13.12	1379	6.64	8.43	914	4.98	6.09	9.1	10.6	12.6	14.6	17.1	21.6
ARC-LENGTH CORRECTION FACTOR												0.76	0.78	0.80	0.83	0.85	0.89
1.27	7.4	9.4	+	+	+	1378	12.10	14.30	913	9.05	10.35	—	—	—	10.7	13.2	17.7
1.28	3.6	4.6	2739	2.16	5.66	1370	2.24	3.82	908	1.84	2.84	11.9	13.5	15.5	17.5	20.0	24.5
1.28	5.0	6.4	2734	8.10	12.28	1367	6.12	7.88	906	4.61	5.70	9.4	10.9	12.9	14.9	17.4	21.9
1.28	5.8	7.4	2743	10.85	15.55	1372	8.21	10.10	909	6.13	7.29	—	9.5	11.5	13.5	16.0	20.5
1.28	8.6	11.0	+	+	+	1368	14.78	17.25	907	11.15	12.57	—	—	—	—	—	15.5
ARC-LENGTH CORRECTION FACTOR												0.76	0.78	0.81	0.83	0.85	0.90
1.29	3.4	4.4	2705	1.23	4.65	1352	1.67	3.23	896	1.44	2.43	12.3	13.8	15.8	17.8	20.3	24.8
1.29	4.2	5.4	2722	4.89	8.65	1361	3.94	5.60	902	3.05	4.09	10.8	12.3	14.3	16.3	18.9	23.4
1.29	4.8	6.2	2710	7.36	11.43	1355	5.59	7.32	898	4.23	5.31	9.7	11.2	13.2	15.2	17.7	22.2
1.29	6.2	8.0	2712	12.06	17.05	1356	9.23	11.19	899	6.89	8.07	—	—	10.7	12.7	15.2	19.7
1.30	4.0	5.2	2692	4.04	7.70	1346	3.39	5.02	892	2.66	3.68	11.2	12.7	14.7	16.7	19.2	23.7
ARC-LENGTH CORRECTION FACTOR												0.76	0.78	0.81	0.83	0.85	0.90
1.30	4.6	6.0	2683	6.58	10.54	1342	5.06	6.76	889	3.85	4.91	10.1	11.6	13.6	15.6	18.1	22.6
1.30	5.4	7.0	2700	9.58	14.01	1350	7.20	9.02	895	5.39	6.51	8.6	10.1	12.1	14.1	16.6	21.1
1.30	6.6	8.6	2686	13.12	18.44	1343	10.23	12.26	890	7.63	8.85	—	—	9.9	11.9	14.4	18.9
1.31	5.2	6.8	2676	8.90	13.20	1338	6.68	8.47	887	5.01	6.12	8.9	10.4	12.4	14.5	17.0	21.5
1.32	3.8	5.0	2660	3.18	6.74	1330	2.85	4.45	882	2.27	3.28	11.5	13.0	15.0	17.0	19.5	24.0
ARC-LENGTH CORRECTION FACTOR												0.75	0.78	0.80	0.82	0.85	0.89
1.32	4.4	5.8	2655	5.80	9.65	1328	4.53	6.20	880	3.47	4.51	10.4	11.9	13.9	15.9	18.4	22.9
1.32	5.0	6.6	2652	8.18	12.36	1326	6.16	7.92	879	4.64	5.73	9.3	10.8	12.8	14.8	17.3	21.8
1.32	5.6	7.4	2649	10.30	14.85	1324	7.74	9.59	878	5.78	6.92	—	9.6	11.7	13.7	16.2	20.7
1.32	9.4	12.4	+	+	+	1327	16.47	19.14	879	12.53	14.03	—	—	—	—	—	13.7
1.33	3.6	4.8	2625	2.27	5.75	1312	2.29	3.86	870	1.87	2.87	11.8	13.3	15.3	17.3	19.8	24.3
ARC-LENGTH CORRECTION FACTOR												0.75	0.78	0.80	0.83	0.85	0.89

B = STANDARD V-BELT
 BX = COGGED/NOTCHED V-BELT
 + IF RIM SPEED EXCEEDS 6500 FEET PER MINUTE, CONSULT *Martin*.



Stock Drive Selection **B**

Nominal Center Distances And Arc-Length Correction Factor															Sheave Combination		Speed Ratio
B/BX Belt Length Designation															DriveR P.D.	DriveN P.D.	
68	75	81	85	90	97	105	112	120	128	158	180	210	240	300			
25.9	29.4	32.4	34.4	36.9	40.4	44.4	47.9	51.9	55.9	70.9	81.9	96.9	111.2	141.2	5.2	6.2	1.19
25.6	29.1	32.1	34.1	36.6	40.1	44.1	47.6	51.6	55.6	70.6	81.6	96.6	110.9	140.9	5.4	6.4	1.19
24.2	27.7	30.7	32.7	35.2	38.7	42.7	46.2	50.2	54.2	69.2	80.2	95.2	109.5	139.5	6.2	7.4	1.19
28.0	31.5	34.5	36.5	39.0	42.5	46.5	50.0	54.0	58.0	73.0	84.0	99.0	113.2	143.2	4.0	4.8	1.20
26.3	29.8	32.8	34.8	37.3	40.8	44.8	48.3	52.3	56.3	71.3	82.3	97.3	111.5	141.5	5.0	6.0	1.20
0.93	0.95	0.97	0.98	1.00	1.02	1.04	1.05	1.07	1.09	1.14	1.17	1.21	1.24	1.30			
28.3	31.8	34.8	36.8	39.3	42.8	46.8	50.3	54.3	58.3	73.3	84.3	99.3	113.6	143.6	3.8	4.6	1.21
26.6	30.1	33.1	35.1	37.6	41.1	45.1	48.6	52.6	56.6	71.6	82.6	97.6	111.8	141.8	4.8	5.8	1.21
25.2	28.7	31.7	33.7	36.2	39.7	43.7	47.2	51.2	55.2	70.2	81.2	96.2	110.4	140.4	5.6	6.8	1.21
24.8	28.3	31.3	33.3	35.8	39.3	43.3	46.8	50.8	54.8	69.8	80.8	95.8	110.1	140.1	5.8	7.0	1.21
23.4	26.9	29.9	31.9	34.4	37.9	41.9	45.4	49.4	53.4	68.4	79.4	94.4	108.7	138.7	6.6	8.0	1.21
0.93	0.95	0.97	0.98	1.00	1.02	1.04	1.05	1.07	1.09	1.14	1.17	1.21	1.24	1.30			
28.6	32.1	35.1	37.1	39.6	43.1	47.1	50.6	54.6	58.6	73.6	84.6	99.6	113.9	143.9	3.6	4.4	1.22
26.9	30.4	33.4	35.4	37.9	41.4	45.4	48.9	52.9	56.9	71.9	82.9	97.9	112.1	142.1	4.6	5.6	1.22
25.5	29.0	32.0	34.0	36.5	40.0	44.0	47.5	51.5	55.5	70.5	81.5	96.5	110.7	140.7	5.4	6.6	1.22
27.2	30.7	33.7	35.7	38.2	41.7	45.7	49.2	53.2	57.2	72.2	83.2	98.2	112.5	142.5	4.4	5.4	1.23
25.8	29.3	32.3	34.3	36.8	40.3	44.3	47.8	51.8	55.8	70.8	81.8	96.8	111.0	141.0	5.2	6.4	1.23
0.93	0.95	0.97	0.98	1.00	1.02	1.04	1.05	1.07	1.09	1.14	1.17	1.21	1.24	1.30			
24.4	27.9	30.9	32.9	35.4	38.9	42.9	46.4	50.4	54.4	69.4	80.4	95.4	109.6	139.6	6.0	7.4	1.23
22.6	26.1	29.1	31.1	33.6	37.1	41.1	44.6	48.6	52.6	67.6	78.6	93.6	107.9	137.9	7.0	8.6	1.23
28.9	32.4	35.4	37.4	39.9	43.4	47.4	50.9	54.9	58.9	73.9	84.9	99.9	114.2	144.2	3.4	4.2	1.24
27.5	31.0	34.0	36.0	38.5	42.0	46.0	49.5	53.5	57.5	72.5	83.5	98.5	112.8	142.8	4.2	5.2	1.24
26.1	29.6	32.6	34.6	37.1	40.6	44.6	48.1	52.1	56.1	71.1	82.1	97.1	111.4	141.4	5.0	6.2	1.24
0.93	0.95	0.97	0.98	1.00	1.02	1.04	1.05	1.07	1.09	1.14	1.17	1.21	1.24	1.30			
27.8	31.3	34.3	36.3	38.8	42.3	46.3	49.8	53.8	57.8	72.8	83.8	98.8	113.1	143.1	4.0	5.0	1.25
26.4	29.9	32.9	34.9	37.4	40.9	44.9	48.4	52.4	56.4	71.4	82.4	97.4	111.7	141.7	4.8	6.0	1.25
25.0	28.5	31.5	33.5	36.0	39.5	43.5	47.0	51.0	55.0	70.0	81.0	96.0	110.3	140.3	5.6	7.0	1.25
23.6	27.1	30.1	32.1	34.6	38.1	42.1	45.6	49.6	53.6	68.6	79.6	94.6	108.8	138.8	6.4	8.0	1.25
28.1	31.6	34.6	36.6	39.1	42.6	46.6	50.1	54.1	58.1	73.1	84.1	99.1	113.4	143.4	3.8	4.8	1.26
0.93	0.95	0.97	0.98	1.00	1.02	1.04	1.05	1.07	1.09	1.14	1.17	1.21	1.24	1.30			
26.7	30.2	33.2	35.2	37.7	41.2	45.2	48.7	52.7	56.7	71.7	82.7	97.7	112.0	142.0	4.6	5.8	1.26
25.3	28.8	31.8	33.8	36.3	39.8	43.8	47.3	51.3	55.3	70.3	81.3	96.3	110.6	140.6	5.4	6.8	1.26
22.8	26.3	29.3	31.3	33.8	37.3	41.3	44.8	48.8	52.8	67.8	78.8	93.8	108.1	138.1	6.8	8.6	1.26
27.0	30.5	33.5	35.5	38.0	41.5	45.5	49.0	53.0	57.0	72.0	83.0	98.0	112.3	142.3	4.4	5.6	1.27
25.6	29.1	32.1	34.1	36.6	40.1	44.1	47.6	51.6	55.6	70.6	81.6	96.6	110.9	140.9	5.2	6.6	1.27
0.93	0.95	0.97	0.98	1.00	1.01	1.03	1.05	1.07	1.09	1.14	1.17	1.21	1.24	1.30			
21.7	25.2	28.2	30.2	32.7	36.2	40.2	43.7	47.7	51.7	66.7	77.7	92.7	107.0	137.0	7.4	9.4	1.27
28.5	32.0	35.0	37.0	39.5	43.0	47.0	50.5	54.5	58.5	73.5	84.5	99.5	113.7	143.7	3.6	4.6	1.28
25.9	29.4	32.4	34.4	36.9	40.4	44.4	47.9	51.9	55.9	70.9	81.9	96.9	111.2	141.2	5.0	6.4	1.28
24.5	28.0	31.0	33.0	35.5	39.0	43.0	46.5	50.5	54.5	69.5	80.5	95.5	109.8	139.8	5.8	7.4	1.28
19.5	23.0	26.0	28.0	30.5	34.0	38.0	41.5	45.5	49.5	64.5	75.5	90.5	104.7	134.8	8.6	11.0	1.28
0.93	0.95	0.97	0.98	1.00	1.02	1.04	1.05	1.07	1.09	1.14	1.17	1.21	1.24	1.30			
28.8	32.3	35.3	37.3	39.8	43.3	47.3	50.8	54.8	58.8	73.8	84.8	99.8	114.0	144.0	3.4	4.4	1.29
27.4	30.9	33.9	35.9	38.4	41.9	45.9	49.4	53.4	57.4	72.4	83.4	98.4	112.6	142.6	4.2	5.4	1.29
26.3	29.8	32.8	34.8	37.3	40.8	44.8	48.3	52.3	56.3	71.3	82.3	97.3	111.5	141.5	4.8	6.2	1.29
23.7	27.2	30.2	32.2	34.7	38.2	42.2	45.7	49.7	53.7	68.7	79.7	94.7	109.0	139.0	6.2	8.0	1.29
27.7	31.2	34.2	36.2	38.7	42.2	46.2	49.7	53.7	57.7	72.7	83.7	98.7	112.9	142.9	4.0	5.2	1.30
0.93	0.95	0.97	0.98	1.00	1.02	1.04	1.05	1.07	1.09	1.14	1.17	1.21	1.24	1.30			
26.6	30.1	33.1	35.1	37.6	41.1	45.1	48.6	52.6	56.6	71.6	82.6	97.6	111.8	141.8	4.6	6.0	1.30
25.1	28.6	31.6	33.6	36.1	39.6	43.6	47.1	51.1	55.1	70.1	81.1	96.1	110.4	140.4	5.4	7.0	1.30
22.9	26.4	29.4	31.4	33.9	37.4	41.4	45.0	49.0	53.0	68.0	79.0	94.0	108.2	138.2	6.6	8.6	1.30
25.5	29.0	32.0	34.0	36.5	40.0	44.0	47.5	51.5	55.5	70.5	81.5	96.5	110.7	140.7	5.2	6.8	1.31
28.0	31.5	34.5	36.5	39.0	42.5	46.5	50.0	54.0	58.0	73.0	84.0	99.0	113.2	143.2	3.8	5.0	1.32
0.92	0.95	0.97	0.98	1.00	1.01	1.03	1.05	1.07	1.08	1.14	1.17	1.21	1.24	1.30			
26.9	30.4	33.4	35.4	37.9	41.4	45.4	48.9	52.9	56.9	71.9	82.9	97.9	112.1	142.1	4.4	5.8	1.32
25.8	29.3	32.3	34.3	36.8	40.3	44.3	47.8	51.8	55.8	70.8	81.8	96.8	111.0	141.0	5.0	6.6	1.32
24.7	28.2	31.2	33.2	35.7	39.2	43.2	46.7	50.7	54.7	69.7	80.7	95.7	109.9	139.9	5.6	7.4	1.32
17.7	21.2	24.2	26.2	28.7	32.2	36.2	39.8	43.8	47.8	62.8	73.8	88.8	103.0	133.0	9.4	12.4	1.32
28.3	31.8	34.8	36.8	39.3	42.8	46.8	50.3	54.3	58.3	73.3	84.3	99.3	113.6	143.6	3.6	4.8	1.33
0.92	0.95	0.97	0.98	1.00	1.01	1.03	1.05	1.07	1.08	1.14	1.17	1.21	1.24	1.30			

FOR BELT SIZES NOT SHOWN INTERPOLATE FOR ADDITIONAL CENTER DISTANCE.

V-BELT DRIVES

B Stock Drive Selection



V-BELT DRIVES

Speed Ratio	Sheave Combination		DriveN Speeds and HP Per Belt									Nominal Center Distance And Arc-Length Correction Factors					
			3500 RPM DriveR			1750 RPM DriveR			1160 RPM DriveR			B/BX Belt Length Designation					
	DriveR P.D.	DriveN P.D.	DriveN RPM	HP Per Belt B	HP Per Belt BX	DriveN RPM	HP Per Belt B	HP Per Belt BX	DriveN RPM	HP Per Belt B	HP Per Belt BX	35	38	42	46	51	60
1.33	4.2	5.6	2625	4.97	8.72	1312	3.99	5.63	870	3.08	4.11	10.7	12.2	14.2	16.2	18.7	23.2
1.33	4.8	6.4	2625	7.44	11.50	1312	5.63	7.36	870	4.26	5.33	9.6	11.1	13.1	15.1	17.6	22.1
1.33	6.0	8.0	2625	11.57	16.40	1313	8.77	10.69	870	6.54	7.71	—	—	10.9	12.9	15.4	19.9
1.34	6.4	8.6	2605	12.70	17.84	1302	9.78	11.77	863	7.29	8.49	—	—	10.1	12.1	14.6	19.1
1.34	7.0	9.4	2606	14.10	19.76	1303	11.24	13.34	864	8.38	9.64	—	—	—	11.0	13.5	18.0
ARC-LENGTH CORRECTION FACTOR											0.75	0.78	0.80	0.83	0.85	0.89	
1.35	3.4	4.6	2587	1.35	4.75	1293	1.73	3.28	857	1.48	2.46	12.1	13.6	15.6	17.6	20.1	24.6
1.35	4.0	5.4	2593	4.13	7.78	1296	3.44	5.06	859	2.69	3.71	11.0	12.5	14.5	16.5	19.0	23.5
1.35	4.6	6.2	2597	6.68	10.63	1298	5.11	6.80	861	3.88	4.94	9.9	11.4	13.4	15.4	17.9	22.4
1.35	5.2	7.0	2600	8.98	13.26	1300	6.72	8.50	862	5.04	6.14	8.8	10.3	12.3	14.3	16.8	21.3
1.36	4.4	6.0	2567	5.88	9.71	1283	4.57	6.24	851	3.49	4.54	10.2	11.7	13.7	15.7	18.2	22.7
ARC-LENGTH CORRECTION FACTOR											0.76	0.78	0.80	0.83	0.85	0.89	
1.36	5.0	6.8	2574	8.26	12.42	1287	6.20	7.95	853	4.66	5.75	9.1	10.6	12.6	14.6	17.1	21.6
1.37	3.8	5.2	2558	3.26	6.82	1279	2.89	4.49	848	2.30	3.31	11.3	12.8	14.8	16.8	19.3	23.8
1.37	4.8	6.6	2545	7.51	11.56	1273	5.67	7.39	844	4.28	5.35	9.4	10.9	12.9	14.9	17.4	21.9
1.37	5.4	7.4	2554	9.71	14.12	1277	7.26	9.08	846	5.43	6.55	8.3	9.8	11.8	13.8	16.3	20.8
1.38	4.2	5.8	2534	5.06	8.79	1267	4.03	5.67	840	3.11	4.14	10.5	12.0	14.0	16.0	18.5	23.0
ARC-LENGTH CORRECTION FACTOR											0.75	0.77	0.80	0.82	0.85	0.89	
1.38	5.8	8.0	2537	11.04	15.72	1269	8.30	10.18	841	6.19	7.34	—	9.0	11.0	13.0	15.5	20.0
1.38	6.8	9.4	2532	13.74	19.20	1266	10.79	12.85	839	8.04	9.28	—	—	—	11.1	13.6	18.1
1.38	8.0	11.0	+	+	+	1273	13.57	15.88	844	10.18	11.53	—	—	—	—	11.4	15.9
1.39	3.6	5.0	2520	2.37	5.83	1260	2.34	3.90	835	1.91	2.90	11.6	13.1	15.1	17.1	19.6	24.1
1.39	4.6	6.4	2516	6.74	10.68	1258	5.14	6.83	834	3.90	4.95	9.7	11.2	13.2	15.2	17.7	22.2
ARC-LENGTH CORRECTION FACTOR											0.76	0.78	0.80	0.83	0.85	0.89	
1.39	6.2	8.6	2523	12.24	17.21	1262	9.32	11.27	836	6.95	8.13	—	—	10.2	12.2	14.7	19.2
1.40	4.0	5.6	2500	4.21	7.85	1250	3.48	5.10	829	2.72	3.73	10.8	12.3	14.3	16.3	18.8	23.3
1.40	5.0	7.0	2500	8.32	12.47	1250	6.23	7.98	829	4.68	5.76	8.9	10.4	12.4	14.4	16.9	21.5
1.41	3.4	4.8	2479	1.44	4.83	1240	1.78	3.32	822	1.51	2.49	11.9	13.4	15.4	17.4	19.9	24.4
1.41	4.4	6.2	2484	5.95	9.78	1242	4.60	6.27	823	3.51	4.56	10.0	11.5	13.5	15.5	18.1	22.6
ARC-LENGTH CORRECTION FACTOR											0.75	0.77	0.80	0.82	0.85	0.89	
1.42	3.8	5.4	2463	3.34	6.88	1231	2.93	4.52	816	2.32	3.33	11.1	12.6	14.7	16.7	19.2	23.7
1.42	4.8	6.8	2471	7.58	11.62	1235	5.70	7.42	819	4.30	5.37	9.2	10.7	12.8	14.8	17.3	21.8
1.42	5.2	7.4	2459	9.08	13.35	1230	6.77	8.55	815	5.07	6.17	8.4	9.9	12.0	14.0	16.5	21.0
1.42	6.6	9.4	2457	13.32	18.61	1229	10.33	12.35	814	7.70	8.91	—	—	—	11.2	13.8	18.3
1.43	4.2	6.0	2450	5.13	8.85	1225	4.06	5.70	812	3.13	4.15	10.3	11.9	13.9	15.9	18.4	22.9
ARC-LENGTH CORRECTION FACTOR											0.75	0.78	0.80	0.82	0.85	0.89	
1.43	4.6	6.6	2439	6.80	10.73	1220	5.16	6.85	808	3.92	4.97	9.6	11.1	13.1	15.1	17.6	22.1
1.43	5.6	8.0	2450	10.47	15.00	1225	7.82	9.66	812	5.84	6.97	—	9.1	11.2	13.2	15.7	20.2
1.43	6.0	8.6	2442	11.72	16.53	1221	8.85	10.75	809	6.59	7.75	—	—	10.4	12.4	14.9	19.4
1.44	3.6	5.2	2423	2.43	5.89	1212	2.37	3.93	803	1.93	2.92	11.5	13.0	15.0	17.0	19.5	24.0
1.44	8.6	12.4	+	+	+	1214	14.92	17.36	805	11.24	12.65	—	—	—	—	—	14.3
ARC-LENGTH CORRECTION FACTOR											0.75	0.77	0.80	0.82	0.85	0.89	
1.45	4.0	5.8	2414	4.27	7.90	1207	3.51	5.12	800	2.74	3.75	10.7	12.2	14.2	16.2	18.7	23.2
1.45	4.4	6.4	2406	6.00	9.82	1203	4.63	6.29	797	3.53	4.57	9.9	11.4	13.4	15.4	17.9	22.4
1.45	9.4	13.6	+	+	+	1210	16.57	19.22	802	12.59	14.09	—	—	—	—	—	—
1.46	4.8	7.0	2400	7.63	11.66	1200	5.72	7.44	795	4.32	5.38	9.1	10.6	12.6	14.6	17.1	21.6
1.47	3.4	5.0	2380	1.51	4.89	1190	1.81	3.35	789	1.53	2.51	11.8	13.3	15.3	17.3	19.8	24.3
ARC-LENGTH CORRECTION FACTOR											0.75	0.77	0.80	0.82	0.85	0.89	
1.47	3.8	5.6	2375	3.39	6.93	1187	2.96	4.54	787	2.34	3.34	11.0	12.5	14.5	16.5	19.0	23.5
1.47	6.4	9.4	2383	12.88	17.99	1191	9.87	11.85	790	7.35	8.54	—	—	—	11.4	13.9	18.4
1.48	4.2	6.2	2371	5.18	8.90	1185	4.09	5.72	786	3.15	4.17	10.2	11.7	13.7	15.7	18.2	22.7
1.48	4.6	6.8	2368	6.85	10.77	1184	5.19	6.88	785	3.93	4.99	9.4	10.9	12.9	14.9	17.4	21.9
1.48	5.0	7.4	2365	8.41	12.55	1182	6.27	8.02	784	4.71	5.79	8.6	10.1	12.1	14.1	16.6	21.1
ARC-LENGTH CORRECTION FACTOR											0.75	0.77	0.80	0.82	0.85	0.89	
1.48	5.4	8.0	2362	9.85	14.24	1181	7.33	9.14	783	5.48	6.59	—	9.3	11.3	13.3	15.8	20.3
1.48	5.8	8.6	2360	11.17	15.82	1180	8.37	10.24	782	6.24	7.38	—	—	10.5	12.5	15.0	19.5
1.49	7.4	11.0	+	+	+	1177	12.28	14.45	780	9.17	10.45	—	—	—	—	11.8	16.3
1.50	3.6	5.4	2333	2.49	5.94	1167	2.40	3.96	773	1.95	2.94	11.3	12.8	14.8	16.8	19.3	23.8
1.50	4.0	6.0	2333	4.32	7.95	1167	3.54	5.14	773	2.75	3.76	10.5	12.0	14.0	16.0	18.5	23.0
ARC-LENGTH CORRECTION FACTOR											0.75	0.77	0.80	0.82	0.85	0.89	

B = STANDARD V-BELT
 BX = COGGED/NOTCHED V-BELT
 + IF RIM SPEED EXCEEDS 6500 FEET PER MINUTE, CONSULT *Martin*.



Stock Drive Selection **B**

Nominal Center Distances And Arc-Length Correction Factor															Sheave Combination		Speed Ratio
B/BX Belt Length Designation															DriveR P. D.	DriveN P. D.	
68	75	81	85	90	97	105	112	120	128	158	180	210	240	300			
27.2	30.7	33.7	35.7	38.2	41.7	45.7	49.2	53.2	57.2	72.2	83.2	98.2	112.5	142.5	4.2	5.6	1.33
26.1	29.6	32.6	34.6	37.1	40.6	44.6	48.1	52.1	56.1	71.1	82.1	97.1	111.4	141.4	4.8	6.4	1.33
23.9	27.4	30.4	32.4	34.9	38.4	42.4	45.9	49.9	53.9	68.9	79.9	94.9	109.1	139.2	6.0	8.0	1.33
23.1	26.6	29.6	31.6	34.1	37.6	41.6	45.1	49.1	53.1	68.1	79.1	94.1	108.4	138.4	6.4	8.6	1.34
22.0	25.5	28.5	30.5	33.0	36.5	40.5	44.0	48.0	52.0	67.0	78.0	93.0	107.3	137.3	7.0	9.4	1.34
0.92	0.95	0.97	0.98	1.00	1.01	1.03	1.05	1.07	1.08	1.14	1.17	1.21	1.24	1.30			
28.6	32.1	35.1	37.1	39.6	43.1	47.1	50.6	54.6	58.6	73.6	84.6	99.6	113.9	143.9	3.4	4.6	1.35
27.5	31.0	34.0	36.0	38.5	42.0	46.0	49.5	53.5	57.5	72.5	83.5	98.5	112.8	142.8	4.0	5.4	1.35
26.4	29.9	32.9	34.9	37.4	40.9	44.9	48.4	52.4	56.4	71.4	82.4	97.4	111.7	141.7	4.6	6.2	1.35
25.3	28.8	31.8	33.8	36.3	39.8	43.8	47.3	51.3	55.3	70.3	81.3	96.3	110.6	140.6	5.2	7.0	1.35
26.7	30.2	33.2	35.2	37.7	41.2	45.2	48.7	52.7	56.7	71.7	82.7	97.7	112.0	142.0	4.4	6.0	1.36
0.93	0.95	0.97	0.98	1.00	1.02	1.04	1.05	1.07	1.09	1.14	1.17	1.21	1.24	1.30			
25.6	29.1	32.1	34.1	36.6	40.1	44.1	47.6	51.6	55.6	70.6	81.6	96.6	110.9	140.9	5.0	6.8	1.36
27.8	31.3	34.3	36.3	38.8	42.3	46.3	49.8	53.8	57.8	72.8	83.8	98.8	113.1	143.1	3.8	5.2	1.37
25.9	29.4	32.4	34.4	36.9	40.4	44.4	47.9	51.9	55.9	70.9	81.9	96.9	111.2	141.2	4.8	6.6	1.37
24.8	28.3	31.3	33.3	35.8	39.3	43.3	46.8	50.8	54.8	69.8	80.8	95.8	110.1	140.1	5.4	7.4	1.37
27.0	30.5	33.5	35.5	38.0	41.5	45.5	49.0	53.0	57.0	72.0	83.0	98.0	112.3	142.3	4.2	5.8	1.38
0.92	0.95	0.97	0.98	0.99	1.01	1.03	1.05	1.07	1.08	1.14	1.17	1.21	1.24	1.30			
24.0	27.5	30.5	32.5	35.0	38.5	42.5	46.0	50.0	54.1	69.1	80.1	95.1	109.3	139.3	5.8	8.0	1.38
22.1	25.6	28.6	30.6	33.2	36.7	40.7	44.2	48.2	52.2	67.2	78.2	93.2	107.4	137.4	6.8	9.4	1.38
19.9	23.4	26.4	28.4	30.9	34.4	38.4	42.0	46.0	50.0	65.0	76.0	91.0	105.2	135.2	8.0	11.0	1.38
28.1	31.6	34.6	36.6	39.1	42.6	46.6	50.1	54.1	58.1	73.1	84.1	99.1	113.4	143.4	3.6	5.0	1.39
26.2	29.7	32.7	34.7	37.2	40.8	44.8	48.3	52.3	56.3	71.3	82.3	97.3	111.5	141.5	4.6	6.4	1.39
0.92	0.95	0.97	0.98	1.00	1.01	1.03	1.05	1.07	1.08	1.14	1.17	1.21	1.24	1.30			
23.2	26.7	29.8	31.8	34.3	37.8	41.8	45.3	49.3	53.3	68.3	79.3	94.3	108.5	138.5	6.2	8.6	1.39
27.3	30.8	33.9	35.9	38.4	41.9	45.9	49.4	53.4	57.4	72.4	83.4	98.4	112.6	142.6	4.0	5.6	1.40
25.5	29.0	32.0	34.0	36.5	40.0	44.0	47.5	51.5	55.5	70.5	81.5	96.5	110.7	140.7	5.0	7.0	1.40
28.5	32.0	35.0	37.0	39.5	43.0	47.0	50.5	54.5	58.5	73.5	84.5	99.5	113.7	143.7	3.4	4.8	1.41
26.6	30.1	33.1	35.1	37.6	41.1	45.1	48.6	52.6	56.6	71.6	82.6	97.6	111.8	141.8	4.4	6.2	1.41
0.92	0.95	0.97	0.98	0.99	1.01	1.03	1.05	1.07	1.08	1.14	1.17	1.21	1.24	1.30			
27.7	31.2	34.2	36.2	38.7	42.2	46.2	49.7	53.7	57.7	72.7	83.7	98.7	112.9	142.9	3.8	5.4	1.42
25.8	29.3	32.3	34.3	36.8	40.3	44.3	47.8	51.8	55.8	70.8	81.8	96.8	111.0	141.0	4.8	6.8	1.42
25.0	28.5	31.5	33.5	36.0	39.5	43.5	47.0	51.0	55.0	70.0	81.0	96.0	110.2	140.2	5.2	7.4	1.42
22.3	25.8	28.8	30.8	33.3	36.8	40.8	44.3	48.3	52.3	67.3	78.3	93.3	107.6	137.6	6.6	9.4	1.42
26.9	30.4	33.4	35.4	37.9	41.4	45.4	48.9	52.9	56.9	71.9	82.9	97.9	112.1	142.1	4.2	6.0	1.43
0.92	0.95	0.97	0.98	0.99	1.01	1.03	1.05	1.07	1.08	1.14	1.17	1.21	1.24	1.30			
26.1	29.6	32.6	34.6	37.1	40.6	44.6	48.1	52.1	56.1	71.1	82.1	97.1	111.3	141.3	4.6	6.6	1.43
24.2	27.7	30.7	32.7	35.2	38.7	42.7	46.2	50.2	54.2	69.2	80.2	95.2	109.5	139.5	5.6	8.0	1.43
23.4	26.9	29.9	31.9	34.4	37.9	41.9	45.4	49.4	53.4	68.4	79.4	94.4	108.7	138.7	6.0	8.6	1.43
28.0	31.5	34.5	36.5	39.0	42.5	46.5	50.0	54.0	58.0	73.0	84.0	99.0	113.2	143.2	3.6	5.2	1.44
18.3	21.8	24.8	26.8	29.3	32.9	36.9	40.4	44.4	48.4	63.4	74.4	89.4	103.6	133.6	8.6	12.4	1.44
0.92	0.95	0.97	0.98	0.99	1.01	1.03	1.05	1.07	1.08	1.14	1.17	1.21	1.24	1.30			
27.2	30.7	33.7	35.7	38.2	41.7	45.7	49.2	53.2	57.2	72.2	83.2	98.2	112.4	142.4	4.0	5.8	1.45
26.4	29.9	32.9	34.9	37.4	40.9	44.9	48.4	52.4	56.4	71.4	82.4	97.4	111.7	141.7	4.4	6.4	1.45
16.7	20.2	23.2	25.2	27.8	31.3	35.3	38.8	42.8	46.8	61.8	72.8	87.8	102.1	132.1	9.4	13.6	1.45
25.6	29.1	32.1	34.1	36.6	40.1	44.1	47.6	51.6	55.6	70.6	81.6	96.6	110.9	140.9	4.8	7.0	1.46
28.3	31.8	34.8	36.8	39.3	42.8	46.8	50.3	54.3	58.3	73.3	84.3	99.3	113.5	143.5	3.4	5.0	1.47
0.92	0.95	0.97	0.98	0.99	1.01	1.03	1.05	1.07	1.08	1.14	1.17	1.21	1.24	1.30			
27.5	31.0	34.0	36.0	38.5	42.0	46.0	49.5	53.5	57.5	72.5	83.5	98.5	112.8	142.8	3.8	5.6	1.47
22.4	25.9	29.0	31.0	33.5	37.0	41.0	44.5	48.5	52.5	67.5	78.5	93.5	107.7	137.7	6.4	9.4	1.47
26.7	30.2	33.2	35.2	37.7	41.2	45.2	48.7	52.7	56.7	71.7	82.7	97.7	112.0	142.0	4.2	6.2	1.48
25.9	29.4	32.4	34.4	36.9	40.4	44.4	47.9	51.9	55.9	70.9	81.9	96.9	111.2	141.2	4.6	6.8	1.48
25.1	28.6	31.6	33.6	36.1	39.6	43.6	47.1	51.1	55.1	70.2	81.2	96.2	110.4	140.4	5.0	7.4	1.48
0.92	0.95	0.97	0.98	0.99	1.01	1.03	1.05	1.07	1.08	1.14	1.17	1.21	1.24	1.30			
24.3	27.8	30.8	32.8	35.4	38.9	42.9	46.4	50.4	54.4	69.4	80.4	95.4	109.6	139.6	5.4	8.0	1.48
23.5	27.1	30.1	32.1	34.6	38.1	42.1	45.6	49.6	53.6	68.6	79.6	94.6	108.8	138.8	5.8	8.6	1.48
20.4	23.9	26.9	28.9	31.4	34.9	38.9	42.4	46.4	50.4	65.4	76.4	91.4	105.7	135.7	7.4	11.0	1.49
27.8	31.3	34.3	36.3	38.8	42.3	46.3	49.8	53.8	57.8	72.8	83.8	98.8	113.1	143.1	3.6	5.4	1.50
27.0	30.5	33.5	35.5	38.0	41.5	45.5	49.0	53.0	57.0	72.0	83.0	98.0	112.3	142.3	4.0	6.0	1.50
0.92	0.95	0.97	0.98	0.99	1.01	1.03	1.05	1.07	1.08	1.14	1.17	1.21	1.24	1.30			

FOR BELT SIZES NOT SHOWN, INTERPOLATE FOR ADDITIONAL CENTER DISTANCE.

V-BELT DRIVES

B Stock Drive Selection



V-BELT DRIVES

Speed Ratio	Sheave Combination		DriveN Speeds and HP Per Belt									Nominal Center Distance And Arc-Length Correction Factors					
			3500 RPM DriveR			1750 RPM DriveR			1160 RPM DriveR								
	DriveR P.D.	DriveN P.D.	DriveN RPM	HP Per Belt B	HP Per Belt BX	DriveN RPM	HP Per Belt B	HP Per Belt BX	DriveN RPM	HP Per Belt B	HP Per Belt BX	B/BX Belt Length Designation					
												35	38	42	46	51	60
1.50	4.4	6.6	2333	6.05	9.86	1167	4.65	6.31	773	3.55	4.58	9.7	11.2	13.2	15.2	17.7	22.2
1.52	4.2	6.4	2297	5.22	8.93	1148	4.11	5.74	761	3.16	4.18	10.0	11.5	13.5	15.5	18.0	22.5
1.52	4.6	7.0	2300	6.89	10.80	1150	5.21	6.89	762	3.95	5.00	9.2	10.7	12.7	14.7	17.2	21.8
1.52	6.2	9.4	2309	12.38	17.33	1154	9.40	11.33	765	6.99	8.17	—	—	—	11.5	14.1	18.6
1.53	3.4	5.2	2288	1.57	4.93	1144	1.84	3.37	758	1.55	2.52	11.6	13.1	15.1	17.1	19.6	24.1
ARC-LENGTH CORRECTION FACTOR												0.74	0.77	0.79	0.82	0.85	0.89
1.53	3.8	5.8	2293	3.45	6.98	1147	2.99	4.56	760	2.36	3.36	10.8	12.3	14.3	16.3	18.8	23.3
1.54	4.8	7.4	2270	7.70	11.72	1135	5.76	7.47	752	4.34	5.40	8.7	10.2	12.2	14.3	16.8	21.3
1.54	5.2	8.0	2275	9.20	13.45	1137	6.83	8.60	754	5.11	6.21	—	9.4	11.4	13.5	16.0	20.5
1.54	5.6	8.6	2279	10.58	15.09	1140	7.88	9.71	755	5.88	7.00	—	—	10.6	12.7	15.2	19.7
1.55	4.0	6.2	2258	4.37	7.98	1129	3.56	5.16	748	2.77	3.78	10.3	11.8	13.8	15.9	18.4	22.9
ARC-LENGTH CORRECTION FACTOR												0.75	0.77	0.80	0.82	0.85	0.89
1.55	4.4	6.8	2265	6.09	9.90	1132	4.67	6.33	751	3.56	4.60	9.5	11.0	13.0	15.1	17.6	22.1
1.55	8.0	12.4	+	+	+	1129	13.66	15.96	748	10.24	11.58	—	—	—	—	—	14.7
1.56	3.6	5.6	2250	2.54	5.99	1125	2.43	3.98	746	1.97	2.95	11.1	12.6	14.6	16.6	19.1	23.7
1.57	4.2	6.6	2227	5.26	8.96	1114	4.13	5.75	738	3.17	4.19	9.8	11.4	13.4	15.4	17.9	22.4
1.57	6.0	9.4	2234	11.85	16.64	1117	8.91	10.81	740	6.63	7.79	—	—	9.7	11.7	14.2	18.7
ARC-LENGTH CORRECTION FACTOR												0.74	0.76	0.79	0.82	0.84	0.89
1.57	7.0	11.0	2227	14.36	19.98	1114	11.37	13.45	738	8.47	9.71	—	—	—	—	12.1	16.6
1.58	3.8	6.0	2217	3.48	7.01	1108	3.00	4.58	735	2.37	3.37	10.6	12.2	14.2	16.2	18.7	23.2
1.58	8.6	13.6	+	+	+	1107	14.98	17.42	734	11.28	12.69	—	—	—	—	—	13.2
1.59	3.4	5.4	2204	1.61	4.97	1102	1.86	3.39	730	1.57	2.54	11.4	12.9	15.0	17.0	19.5	24.0
1.59	4.4	7.0	2200	6.12	9.92	1100	4.69	6.34	729	3.57	4.60	9.4	10.9	12.9	14.9	17.4	21.9
ARC-LENGTH CORRECTION FACTOR												0.75	0.77	0.80	0.82	0.85	0.89
1.59	5.4	8.6	2198	9.94	14.32	1099	7.37	9.17	728	5.51	6.61	—	—	10.8	12.8	15.3	19.8
1.60	4.0	6.4	2188	4.40	8.01	1094	3.58	5.18	725	2.78	3.79	10.2	11.7	13.7	15.7	18.2	22.7
1.60	5.0	8.0	2188	8.51	12.64	1094	6.32	8.06	725	4.74	5.82	—	9.6	11.6	13.6	16.1	20.6
1.61	3.6	5.8	2172	2.58	6.01	1086	2.44	3.99	720	1.98	2.96	11.0	12.5	14.5	16.5	19.0	23.5
1.61	4.6	7.4	2176	6.95	10.86	1088	5.24	6.92	721	3.97	5.01	8.9	10.4	12.4	14.4	16.9	21.4
ARC-LENGTH CORRECTION FACTOR												0.74	0.77	0.79	0.82	0.84	0.89
1.62	4.2	6.8	2162	5.29	8.99	1081	4.14	5.77	716	3.18	4.20	9.7	11.2	13.2	15.2	17.7	22.2
1.62	5.8	9.4	2160	11.27	15.92	1080	8.42	10.28	716	6.27	7.41	—	—	9.8	11.8	14.3	18.9
1.62	6.8	11.0	2164	13.97	19.40	1082	10.91	12.95	717	8.12	9.34	—	—	—	—	12.2	16.8
1.63	3.8	6.2	2145	3.52	7.04	1073	3.02	4.59	711	2.38	3.38	10.5	12.0	14.0	16.0	18.5	23.0
1.64	9.4	15.4	+	+	+	1068	16.64	19.28	708	12.64	14.13	—	—	—	—	—	—
ARC-LENGTH CORRECTION FACTOR												0.74	0.76	0.79	0.82	0.84	0.89
1.65	3.4	5.6	2125	1.65	5.00	1062	1.88	3.40	704	1.58	2.55	11.3	12.8	14.8	16.8	19.3	23.8
1.65	4.0	6.6	2121	4.43	8.04	1061	3.59	5.19	703	2.79	3.79	10.0	11.5	13.5	15.5	18.0	22.5
1.65	5.2	8.6	2116	9.27	13.52	1058	6.87	8.63	701	5.14	6.23	—	8.9	10.9	12.9	15.5	20.0
1.67	3.6	6.0	2100	2.61	6.04	1050	2.46	4.01	696	1.99	2.97	10.8	12.3	14.3	16.3	18.8	23.3
1.67	4.2	7.0	2100	5.31	9.01	1050	4.16	5.78	696	3.19	4.21	9.5	11.0	13.0	15.0	17.5	22.1
ARC-LENGTH CORRECTION FACTOR												0.75	0.77	0.80	0.82	0.85	0.89
1.67	4.8	8.0	2100	7.78	11.79	1050	5.80	7.51	696	4.37	5.43	—	9.7	11.7	13.8	16.3	20.8
1.67	6.6	11.0	2100	13.52	18.78	1050	10.43	12.44	696	7.76	8.97	—	—	—	—	12.4	16.9
1.68	3.8	6.4	2078	3.54	7.06	1039	3.03	4.61	689	2.39	3.39	10.3	11.8	13.8	15.8	18.3	22.9
1.68	4.4	7.4	2081	6.17	9.97	1041	4.71	6.36	690	3.59	4.62	9.0	10.5	12.5	14.6	17.1	21.6
1.68	5.6	9.4	2085	10.66	15.16	1043	7.92	9.75	691	5.90	7.02	—	—	9.9	12.0	14.5	19.0
ARC-LENGTH CORRECTION FACTOR												0.74	0.76	0.79	0.82	0.84	0.89
1.68	7.4	12.4	+	+	+	1044	12.34	14.50	692	9.21	10.49	—	—	—	—	—	15.1
1.70	4.0	6.8	2059	4.45	8.06	1029	3.60	5.20	682	2.80	3.80	9.8	11.3	13.3	15.4	17.9	22.4
1.70	8.0	13.6	+	+	+	1029	13.71	16.00	682	10.27	11.61	—	—	—	—	—	13.6
1.70	9.4	16.0	+	+	+	1028	16.66	19.30	681	12.65	14.14	—	—	—	—	—	—
1.71	3.4	5.8	2052	1.67	5.03	1026	1.89	3.42	680	1.59	2.55	11.1	12.6	14.6	16.6	19.1	23.6
ARC-LENGTH CORRECTION FACTOR												0.74	0.76	0.79	0.81	0.84	0.88
1.72	3.6	6.2	2032	2.63	6.06	1016	2.47	4.02	674	1.99	2.97	10.6	12.1	14.1	16.2	18.7	23.2
1.72	5.0	8.6	2035	8.57	12.69	1017	6.35	8.08	674	4.76	5.84	—	9.0	11.1	13.1	15.6	20.1
1.72	6.4	11.0	2036	13.04	18.13	1018	9.95	11.92	675	7.40	8.59	—	—	—	—	12.5	17.1
1.74	3.8	6.6	2015	3.57	7.08	1008	3.05	4.62	668	2.40	3.39	10.1	11.6	13.7	15.7	18.2	22.7
1.74	4.6	8.0	2012	7.02	10.91	1006	5.27	6.95	667	3.99	5.03	8.3	9.9	11.9	13.9	16.4	20.9
ARC-LENGTH CORRECTION FACTOR												0.74	0.77	0.79	0.82	0.84	0.89

B = STANDARD V-BELT
 BX = COGGED/NOTCHED V-BELT
 + IF RIM SPEED EXCEEDS 6500 FEET PER MINUTE, CONSULT *Martin*.



Stock Drive Selection **B**

V-BELT DRIVES

Nominal Center Distances And Arc-Length Correction Factor															Sheave Combination		Speed Ratio
B/BX Belt Length Designation															DriveR P. D.	DriveN P. D.	
68	75	81	85	90	97	105	112	120	128	158	180	210	240	300			
26.2	29.7	32.7	34.7	37.2	40.7	44.7	48.2	52.2	56.2	71.3	82.3	97.3	111.5	141.5	4.4	6.6	1.50
26.6	30.1	33.1	35.1	37.6	41.1	45.1	48.6	52.6	56.6	71.6	82.6	97.6	111.8	141.8	4.2	6.4	1.52
25.8	29.3	32.3	34.3	36.8	40.3	44.3	47.8	51.8	55.8	70.8	81.8	96.8	111.0	141.0	4.6	7.0	1.52
22.6	26.1	29.1	31.1	33.6	37.1	41.1	44.6	48.6	52.6	67.6	78.6	93.6	107.9	137.9	6.2	9.4	1.52
28.1	31.6	34.6	36.6	39.1	42.6	46.6	50.1	54.1	58.1	73.1	84.1	99.1	113.4	143.4	3.4	5.2	1.53
0.92	0.95	0.97	0.98	0.99	1.01	1.03	1.05	1.07	1.08	1.14	1.17	1.21	1.24	1.30			
27.3	30.8	33.8	35.8	38.3	41.8	45.8	49.4	53.4	57.4	72.4	83.4	98.4	112.6	142.6	3.8	5.8	1.53
25.3	28.8	31.8	33.8	36.3	39.8	43.8	47.3	51.3	55.3	70.3	81.3	96.3	110.6	140.6	4.8	7.4	1.54
24.5	28.0	31.0	33.0	35.5	39.0	43.0	46.5	50.5	54.5	69.5	80.5	95.5	109.8	139.8	5.2	8.0	1.54
23.7	27.2	30.2	32.2	34.7	38.2	42.2	45.7	49.7	53.7	68.7	79.7	94.7	109.0	139.0	5.6	8.6	1.54
26.9	30.4	33.4	35.4	37.9	41.4	45.4	48.9	52.9	56.9	71.9	82.9	97.9	112.1	142.1	4.0	6.2	1.55
0.92	0.95	0.97	0.98	0.99	1.01	1.03	1.05	1.07	1.08	1.14	1.17	1.21	1.24	1.30			
26.1	29.6	32.6	34.6	37.1	40.6	44.6	48.1	52.1	56.1	71.1	82.1	97.1	111.3	141.3	4.4	6.8	1.55
18.7	22.3	25.3	27.3	29.8	33.3	37.3	40.8	44.8	48.8	63.8	74.8	89.8	104.1	134.1	8.0	12.4	1.55
27.7	31.2	34.2	36.2	38.7	42.2	46.2	49.7	53.7	57.7	72.7	83.7	98.7	112.9	142.9	3.6	5.6	1.56
26.4	29.9	32.9	34.9	37.4	40.9	44.9	48.4	52.4	56.4	71.4	82.4	97.4	111.7	141.7	4.2	6.6	1.57
22.7	26.2	29.3	31.3	33.8	37.3	41.3	44.8	48.8	52.8	67.8	78.8	93.8	108.0	138.0	6.0	9.4	1.57
0.92	0.94	0.96	0.98	0.99	1.01	1.03	1.05	1.07	1.08	1.14	1.17	1.21	1.24	1.30			
20.7	24.2	27.2	29.2	31.7	35.2	39.2	42.7	46.7	50.7	65.7	76.7	91.7	106.0	136.0	7.0	11.0	1.57
27.2	30.7	33.7	35.7	38.2	41.7	45.7	49.2	53.2	57.2	72.2	83.2	98.2	112.4	142.4	3.8	6.0	1.58
17.3	20.8	23.8	25.8	28.4	31.9	35.9	39.4	43.4	47.4	62.4	73.4	88.4	102.7	132.7	8.6	13.6	1.58
28.0	31.5	34.5	36.5	39.0	42.5	46.5	50.0	54.0	58.0	73.0	84.0	99.0	113.2	143.2	3.4	5.4	1.59
25.9	29.4	32.4	34.4	36.9	40.4	44.4	47.9	51.9	55.9	70.9	81.9	96.9	111.2	141.2	4.4	7.0	1.59
0.92	0.95	0.97	0.98	0.99	1.01	1.03	1.05	1.07	1.08	1.14	1.17	1.21	1.24	1.30			
23.9	27.4	30.4	32.4	34.9	38.4	42.4	45.9	49.9	53.9	68.9	79.9	94.9	109.1	139.1	5.4	8.6	1.59
26.7	30.2	33.2	35.2	37.7	41.2	45.2	48.7	52.7	56.7	71.7	82.7	97.7	112.0	142.0	4.0	6.4	1.60
24.6	28.1	31.2	33.2	35.7	39.2	43.2	46.7	50.7	54.7	69.7	80.7	95.7	109.9	139.9	5.0	8.0	1.60
27.5	31.0	34.0	36.0	38.5	42.0	46.0	49.5	53.5	57.5	72.5	83.5	98.5	112.8	142.8	3.6	5.8	1.61
25.4	28.9	31.9	33.9	36.4	40.0	44.0	47.5	51.5	55.5	70.5	81.5	96.5	110.7	140.7	4.6	7.4	1.61
0.92	0.94	0.96	0.98	0.99	1.01	1.03	1.05	1.07	1.08	1.14	1.17	1.21	1.24	1.30			
26.2	29.7	32.7	34.7	37.2	40.7	44.7	48.2	52.2	56.2	71.2	82.2	97.2	111.5	141.5	4.2	6.8	1.62
22.9	26.4	29.4	31.4	33.9	37.4	41.4	44.9	48.9	52.9	67.9	78.9	93.9	108.2	138.2	5.8	9.4	1.62
20.8	24.3	27.3	29.3	31.9	35.4	39.4	42.9	46.9	50.9	65.9	76.9	91.9	106.1	136.1	6.8	11.0	1.62
27.0	30.5	33.5	35.5	38.0	41.5	45.5	49.0	53.0	57.0	72.0	83.0	98.0	112.3	142.3	3.8	6.2	1.63
15.1	18.7	21.7	23.7	26.3	29.8	33.8	37.3	41.3	45.3	60.3	71.4	86.4	100.6	130.6	9.4	15.4	1.64
0.92	0.94	0.96	0.98	0.99	1.01	1.03	1.05	1.06	1.08	1.14	1.17	1.21	1.24	1.30			
27.8	31.3	34.3	36.3	38.8	42.3	46.3	49.8	53.8	57.8	72.8	83.8	98.8	113.1	143.1	3.4	5.6	1.65
26.5	30.0	33.0	35.1	37.6	41.1	45.1	48.6	52.6	56.6	71.6	82.6	97.6	111.8	141.8	4.0	6.6	1.65
24.0	27.5	30.5	32.5	35.0	38.5	42.5	46.0	50.0	54.0	69.0	80.0	95.0	109.3	139.3	5.2	8.6	1.65
27.3	30.8	33.8	35.8	38.3	41.8	45.8	49.3	53.3	57.3	72.3	83.3	98.3	112.6	142.6	3.6	6.0	1.67
26.1	29.6	32.6	34.6	37.1	40.6	44.6	48.1	52.1	56.1	71.1	82.1	97.1	111.3	141.3	4.2	7.0	1.67
0.92	0.95	0.97	0.98	0.99	1.01	1.03	1.05	1.07	1.08	1.14	1.17	1.21	1.24	1.30			
24.8	28.3	31.3	33.3	35.8	39.3	43.3	46.8	50.8	54.8	69.8	80.8	95.8	110.1	140.1	4.8	8.0	1.67
21.0	24.5	27.5	29.5	32.0	35.5	39.5	43.0	47.0	51.0	66.0	77.0	92.1	106.3	136.3	6.6	11.0	1.67
26.9	30.4	33.4	35.4	37.9	41.4	45.4	48.9	52.9	56.9	71.9	82.9	97.9	112.1	142.1	3.8	6.4	1.68
25.6	29.1	32.1	34.1	36.6	40.1	44.1	47.6	51.6	55.6	70.6	81.6	96.6	110.9	140.9	4.4	7.4	1.68
23.0	26.6	29.6	31.6	34.1	37.6	41.6	45.1	49.1	53.1	68.1	79.1	94.1	108.4	138.4	5.6	9.4	1.68
0.92	0.94	0.96	0.98	0.99	1.01	1.03	1.05	1.07	1.08	1.14	1.17	1.21	1.24	1.30			
19.2	22.7	25.7	27.7	30.2	33.8	37.8	41.3	45.3	49.3	64.3	75.3	90.3	104.6	134.6	7.4	12.4	1.68
26.4	29.9	32.9	34.9	37.4	40.9	44.9	48.4	52.4	56.4	71.4	82.4	97.4	111.7	141.7	4.0	6.8	1.70
17.7	21.3	24.3	26.3	28.8	32.3	36.3	39.8	43.8	47.8	62.8	73.8	88.8	103.1	133.1	8.0	13.6	1.70
—	18.2	21.2	23.2	25.7	29.3	33.3	36.8	40.8	44.8	59.8	70.8	85.8	100.1	130.1	9.4	16.0	1.70
27.6	31.2	34.2	36.2	38.7	42.2	46.2	49.7	53.7	57.7	72.7	83.7	98.7	112.9	142.9	3.4	5.8	1.71
0.92	0.94	0.96	0.98	0.99	1.01	1.03	1.05	1.06	1.08	1.13	1.17	1.21	1.24	1.30			
27.2	30.7	33.7	35.7	38.2	41.7	45.7	49.2	53.2	57.2	72.2	83.2	98.2	112.4	142.4	3.6	6.2	1.72
24.2	27.7	30.7	32.7	35.2	38.7	42.7	46.2	50.2	54.2	69.2	80.2	95.2	109.5	139.5	5.0	8.6	1.72
21.1	24.6	27.6	29.6	32.2	35.7	39.7	43.2	47.2	51.2	66.2	77.2	92.2	106.5	136.5	6.4	11.0	1.72
26.7	30.2	33.2	35.2	37.7	41.2	45.2	48.7	52.7	56.7	71.7	82.7	97.7	112.0	142.0	3.8	6.6	1.74
24.9	28.5	31.5	33.5	36.0	39.5	43.5	47.0	51.0	55.0	70.0	81.0	96.0	110.2	140.2	4.6	8.0	1.74
0.92	0.94	0.96	0.98	0.99	1.01	1.03	1.05	1.07	1.08	1.14	1.17	1.21	1.24	1.30			

FOR BELT SIZES NOT SHOWN, INTERPOLATE FOR ADDITIONAL CENTER DISTANCE.

B Stock Drive Selection



V-BELT DRIVES

Speed Ratio	Sheave Combination		DriveN Speeds and HP Per Belt									Nominal Center Distance And Arc-Length Correction Factors					
			3500 RPM DriveR			1750 RPM DriveR			1160 RPM DriveR			B/BX Belt Length Designation					
	DriveR P.D.	DriveN P.D.	DriveN RPM	HP Per Belt B	HP Per Belt BX	DriveN RPM	HP Per Belt B	HP Per Belt BX	DriveN RPM	HP Per Belt B	HP Per Belt BX	35	38	42	46	51	60
1.74	5.4	9.4	2011	10.01	14.38	1005	7.41	9.21	666	5.53	6.64	—	—	10.1	12.1	14.6	19.2
1.75	4.0	7.0	2000	4.47	8.07	1000	3.61	5.21	663	2.80	3.81	9.6	11.2	13.2	15.2	17.7	22.2
1.76	3.4	6.0	1983	1.69	5.04	992	1.90	3.42	657	1.59	2.56	10.9	12.4	14.5	16.5	19.0	23.5
1.76	4.2	7.4	1986	5.35	9.05	993	4.17	5.80	658	3.20	4.22	9.1	10.7	12.7	14.7	17.2	21.7
1.77	6.2	11.0	1973	12.52	17.45	986	9.47	11.39	654	7.04	8.21	—	—	—	—	12.7	17.2
ARC-LENGTH CORRECTION FACTOR											0.74	0.76	0.79	0.81	0.84	0.88	
1.77	7.0	12.4	1976	14.46	20.07	988	11.42	13.50	655	8.50	9.74	—	—	—	—	—	15.4
1.78	3.6	6.4	1969	2.65	6.08	984	2.48	4.03	652	2.00	2.98	10.5	12.0	14.0	16.0	18.5	23.0
1.79	3.8	6.8	1956	3.58	7.09	978	3.05	4.62	648	2.41	3.40	10.0	11.5	13.5	15.5	18.0	22.5
1.79	4.8	8.6	1953	7.83	11.83	977	5.83	7.53	647	4.38	5.44	—	9.2	11.2	13.2	15.8	20.3
1.79	8.6	15.4	+	+	+	977	15.03	17.46	648	11.32	12.71	—	—	—	—	—	—
ARC-LENGTH CORRECTION FACTOR											0.74	0.76	0.79	0.82	0.84	0.89	
1.81	5.2	9.4	1936	9.33	13.57	968	6.90	8.66	642	5.16	6.24	—	—	10.2	12.3	14.8	19.3
1.82	3.4	6.2	1919	1.71	5.06	960	1.91	3.43	636	1.60	2.57	10.8	12.3	14.3	16.3	18.8	23.3
1.82	4.4	8.0	1925	6.22	10.01	962	4.74	6.38	638	3.60	4.63	8.5	10.0	12.0	14.0	16.6	21.1
1.82	6.8	12.4	1919	14.05	19.47	960	10.95	12.98	636	8.15	9.37	—	—	—	—	—	15.6
1.83	3.6	6.6	1909	2.67	6.09	955	2.49	4.03	633	2.01	2.99	10.3	11.8	13.8	15.8	18.3	22.8
ARC-LENGTH CORRECTION FACTOR											0.74	0.76	0.79	0.82	0.84	0.89	
1.83	6.0	11.0	1909	11.97	16.74	955	8.97	10.86	633	6.67	7.82	—	—	—	—	12.8	17.4
1.84	3.8	7.0	1900	3.60	7.11	950	3.06	4.63	630	2.41	3.40	9.8	11.3	13.3	15.3	17.8	22.4
1.84	7.4	13.6	+	+	+	952	12.37	14.53	631	9.23	10.50	—	—	—	—	—	14.1
1.85	4.0	7.4	1892	4.51	8.10	946	3.63	5.22	627	2.81	3.82	9.3	10.8	12.8	14.8	17.4	21.9
1.86	8.6	16.0	+	+	+	941	15.04	17.47	623	11.32	12.72	—	—	—	—	—	—
ARC-LENGTH CORRECTION FACTOR											0.73	0.76	0.79	0.81	0.84	0.88	
1.87	4.6	8.6	1872	7.06	10.95	936	5.29	6.97	620	4.00	5.04	—	9.3	11.4	13.4	15.9	20.4
1.88	3.4	6.4	1859	1.73	5.07	930	1.92	3.44	616	1.61	2.57	10.6	12.1	14.1	16.1	18.6	23.2
1.88	5.0	9.4	1862	8.62	12.73	931	6.38	8.11	617	4.78	5.85	—	—	10.4	12.4	14.9	19.5
1.88	6.6	12.4	1863	13.60	18.85	931	10.47	12.47	617	7.79	8.99	—	—	—	—	—	15.7
1.89	3.6	6.8	1853	2.69	6.11	926	2.50	4.04	614	2.01	2.99	10.1	11.6	13.6	15.7	18.2	22.7
ARC-LENGTH CORRECTION FACTOR											0.74	0.76	0.79	0.81	0.84	0.88	
1.90	4.2	8.0	1837	5.39	9.08	919	4.20	5.81	609	3.22	4.23	8.6	10.1	12.2	14.2	16.7	21.2
1.90	5.8	11.0	1845	11.38	16.01	923	8.47	10.33	612	6.31	7.44	—	—	—	10.4	12.9	17.5
1.92	8.0	15.4	+	+	+	909	13.74	16.03	603	10.29	11.63	—	—	—	—	—	—
1.94	3.4	6.6	1803	1.75	5.09	902	1.93	3.45	598	1.61	2.57	10.4	11.9	14.0	16.0	18.5	23.0
1.94	3.6	7.0	1800	2.70	6.12	900	2.50	4.05	597	2.02	2.99	9.9	11.4	13.5	15.5	18.0	22.5
ARC-LENGTH CORRECTION FACTOR											0.72	0.75	0.78	0.80	0.83	0.88	
1.94	6.4	12.4	1806	13.11	18.19	903	9.99	11.95	599	7.43	8.61	—	—	—	—	—	15.9
1.94	7.0	13.6	1801	14.51	20.11	901	11.44	13.52	597	8.52	9.76	—	—	—	—	—	14.3
1.95	3.8	7.4	1797	3.63	7.13	899	3.08	4.64	596	2.42	3.41	9.4	11.0	13.0	15.0	17.5	22.0
1.95	4.4	8.6	1791	6.26	10.04	895	4.76	6.40	593	3.62	4.64	—	9.5	11.5	13.5	16.1	20.6
1.96	4.8	9.4	1787	7.87	11.87	894	5.85	7.55	592	4.40	5.45	—	—	10.5	12.5	15.1	19.6
ARC-LENGTH CORRECTION FACTOR											0.73	0.75	0.78	0.81	0.84	0.88	
1.96	5.6	11.0	1782	10.75	15.24	891	7.96	9.78	591	5.93	7.05	—	—	—	10.5	13.1	17.7
1.96	9.4	18.4	+	+	+	894	16.70	19.33	593	12.68	14.16	—	—	—	—	—	—
2.00	3.4	6.8	1750	1.76	5.10	875	1.93	3.45	580	1.61	2.58	10.2	11.8	13.8	15.8	18.3	22.8
2.00	4.0	8.0	1750	4.54	8.13	875	3.65	5.24	580	2.83	3.83	8.7	10.3	12.3	14.3	16.9	21.4
2.00	6.2	12.4	1750	12.58	17.50	875	9.50	11.42	580	7.06	8.22	—	—	—	—	11.4	16.0
ARC-LENGTH CORRECTION FACTOR											0.73	0.76	0.79	0.81	0.84	0.88	
2.00	6.8	13.6	1750	14.09	19.51	875	10.97	13.00	580	8.16	9.38	—	—	—	—	—	14.5
2.00	8.0	16.0	+	+	+	875	13.75	16.04	580	10.30	11.63	—	—	—	—	—	—
2.04	4.6	9.4	1713	7.09	10.98	856	5.31	6.98	568	4.01	5.05	—	—	10.6	12.7	15.2	19.8
2.04	5.4	11.0	1718	10.09	14.45	859	7.45	9.24	569	5.56	6.66	—	—	—	10.7	13.2	17.8
2.05	4.2	8.6	1709	5.42	9.11	855	4.21	5.83	567	3.23	4.24	—	9.6	11.6	13.7	16.2	20.7
ARC-LENGTH CORRECTION FACTOR											0.0	0.74	0.77	0.80	0.83	0.87	
2.06	3.4	7.0	1700	5.10	5.10	850	1.94	3.46	563	1.62	2.58	10.1	11.6	13.6	15.6	18.1	22.7
2.06	3.6	7.4	1703	2.72	6.14	851	2.51	4.06	564	2.02	3.00	9.6	11.1	13.1	15.1	17.7	22.2
2.06	6.6	13.6	1699	13.64	18.88	849	10.49	12.48	563	7.80	9.00	—	—	—	—	—	14.6
2.07	6.0	12.4	1694	12.02	16.79	847	9.00	10.88	561	6.69	7.84	—	—	—	—	11.5	16.1
2.08	7.4	15.4	+	+	+	841	12.40	14.55	557	9.25	10.52	—	—	—	—	—	—
ARC-LENGTH CORRECTION FACTOR											0.73	0.75	0.78	0.81	0.84	0.88	

B = STANDARD V-BELT
 BX = COGGED/NOTCHED V-BELT
 + IF RIM SPEED EXCEEDS 6500 FEET PER MINUTE, CONSULT *Martin*.



Stock Drive Selection **B**

Nominal Center Distances And Arc-Length Correction Factor															Sheave Combination		Speed Ratio
B/BX Belt Length Designation															DriveR P. D.	DriveN P. D.	
68	75	81	85	90	97	105	112	120	128	158	180	210	240	300			
23.2	26.7	29.7	31.7	34.2	37.7	41.7	45.2	49.2	53.2	68.2	79.3	94.3	108.5	138.5	5.4	9.4	1.74
26.2	29.7	32.7	34.7	37.2	40.7	44.7	48.2	52.2	56.2	71.2	82.2	97.2	111.5	141.5	4.0	7.0	1.75
27.5	31.0	34.0	36.0	38.5	42.0	46.0	49.5	53.5	57.5	72.5	83.5	98.5	112.8	142.8	3.4	6.0	1.76
25.7	29.2	32.2	34.3	36.8	40.3	44.3	47.8	51.8	55.8	70.8	81.8	96.8	111.0	141.0	4.2	7.4	1.76
21.3	24.8	27.8	29.8	32.3	35.8	39.8	43.3	47.3	51.3	66.3	77.4	92.4	106.6	136.6	6.2	11.0	1.77
0.92	0.94	0.96	0.97	0.99	1.01	1.03	1.05	1.06	1.08	1.13	1.17	1.21	1.24	1.30			
19.5	23.0	26.0	28.0	30.5	34.1	38.1	41.6	45.6	49.6	64.6	75.6	90.6	104.9	134.9	7.0	12.4	1.77
27.0	30.5	33.5	35.5	38.0	41.5	45.5	49.0	53.0	57.0	72.0	83.0	98.0	112.3	142.3	3.6	6.4	1.78
26.5	30.0	33.0	35.0	37.5	41.0	45.0	48.6	52.6	56.6	71.6	82.6	97.6	111.8	141.8	3.8	6.8	1.79
24.3	27.8	30.8	32.8	35.3	38.8	42.8	46.3	50.3	54.3	69.3	80.4	95.4	109.6	139.6	4.8	8.6	1.79
15.7	19.3	22.3	24.3	26.8	30.4	34.4	37.9	41.9	45.9	61.0	72.0	87.0	101.2	131.3	8.6	15.4	1.79
0.92	0.94	0.96	0.98	0.99	1.01	1.03	1.05	1.06	1.08	1.13	1.17	1.21	1.24	1.30			
23.3	26.9	29.9	31.9	34.4	37.9	41.9	45.4	49.4	53.4	68.4	79.4	94.4	108.7	138.7	5.2	9.4	1.81
27.3	30.8	33.8	35.8	38.3	41.8	45.8	49.3	53.3	57.3	72.3	83.3	98.4	112.6	142.6	3.4	6.2	1.82
25.1	28.6	31.6	33.6	36.1	39.6	43.6	47.1	51.1	55.1	70.1	81.1	96.1	110.4	140.4	4.4	8.0	1.82
19.6	23.2	26.2	28.2	30.7	34.2	38.2	41.7	45.7	49.7	64.8	75.8	90.8	105.0	135.0	6.8	12.4	1.82
26.8	30.4	33.4	35.4	37.9	41.4	45.4	48.9	52.9	56.9	71.9	82.9	97.9	112.1	142.1	3.6	6.6	1.83
0.92	0.94	0.96	0.98	0.99	1.01	1.03	1.05	1.06	1.08	1.14	1.17	1.21	1.24	1.30			
21.4	24.9	27.9	29.9	32.5	36.0	40.0	43.5	47.5	51.5	66.5	77.5	92.5	106.8	136.8	6.0	11.0	1.83
26.4	29.9	32.9	34.9	37.4	40.9	44.9	48.4	52.4	56.4	71.4	82.4	97.4	111.7	141.7	3.8	7.0	1.84
18.1	21.7	24.7	26.7	29.2	32.8	36.8	40.3	44.3	48.3	63.3	74.3	89.4	103.6	133.6	7.4	13.6	1.84
25.9	29.4	32.4	34.4	36.9	40.4	44.4	47.9	51.9	55.9	70.9	81.9	96.9	111.2	141.2	4.0	7.4	1.85
15.1	18.7	21.8	23.8	26.3	29.8	33.9	37.4	41.4	45.4	60.5	71.5	86.5	100.8	130.8	8.6	16.0	1.86
0.92	0.94	0.96	0.97	0.99	1.01	1.03	1.05	1.06	1.08	1.13	1.17	1.21	1.24	1.30			
24.5	28.0	31.0	33.0	35.5	39.0	43.0	46.5	50.5	54.5	69.5	80.5	95.5	109.8	139.8	4.6	8.6	1.87
27.2	30.7	33.7	35.7	38.2	41.7	45.7	49.2	53.2	57.2	72.2	83.2	98.2	112.4	142.4	3.4	6.4	1.88
23.5	27.0	30.0	32.0	34.5	38.0	42.0	45.5	49.5	53.5	68.6	79.6	94.6	108.8	138.8	5.0	9.4	1.88
19.8	23.3	26.3	28.3	30.8	34.4	38.4	41.9	45.9	49.9	64.9	75.9	90.9	105.2	135.2	6.6	12.4	1.88
26.7	30.2	33.2	35.2	37.7	41.2	45.2	48.7	52.7	56.7	71.7	82.7	97.7	112.0	142.0	3.6	6.8	1.89
0.92	0.94	0.96	0.98	0.99	1.01	1.03	1.05	1.06	1.08	1.13	1.17	1.21	1.24	1.30			
25.2	28.8	31.8	33.8	36.3	39.8	43.8	47.3	51.3	55.3	70.3	81.3	96.3	110.6	140.6	4.2	8.0	1.90
21.5	25.1	28.1	30.1	32.6	36.1	40.1	43.6	47.6	51.6	66.7	77.7	92.7	106.9	136.9	5.8	11.0	1.90
16.1	19.7	22.7	24.7	27.3	30.8	34.8	38.3	42.4	46.4	61.4	72.4	87.4	101.7	131.7	8.0	15.4	1.92
27.0	30.5	33.5	35.5	38.0	41.5	45.5	49.0	53.0	57.0	72.0	83.0	98.0	112.3	142.3	3.4	6.6	1.94
26.5	30.0	33.0	35.0	37.5	41.0	45.0	48.5	52.5	56.5	71.6	82.6	97.6	111.8	141.8	3.6	7.0	1.94
0.91	0.94	0.96	0.97	0.99	1.01	1.03	1.04	1.06	1.08	1.13	1.17	1.21	1.24	1.30			
19.9	23.4	26.5	28.5	31.0	34.5	38.5	42.0	46.0	50.0	65.1	76.1	91.1	105.3	135.4	6.4	12.4	1.94
18.4	22.0	25.0	27.0	29.5	33.1	37.1	40.6	44.6	48.6	63.6	74.6	89.7	103.9	133.9	7.0	13.6	1.94
26.0	29.5	32.6	34.6	37.1	40.6	44.6	48.1	52.1	56.1	71.1	82.1	97.1	111.3	141.3	3.8	7.4	1.95
24.6	28.1	31.1	33.1	35.6	39.1	43.1	46.6	50.6	54.6	69.7	80.7	95.7	109.9	139.9	4.4	8.6	1.95
23.6	27.1	30.2	32.2	34.7	38.2	42.2	45.7	49.7	53.7	68.7	79.7	94.7	109.0	139.0	4.8	9.4	1.96
0.91	0.94	0.96	0.97	0.99	1.01	1.03	1.04	1.06	1.08	1.13	1.17	1.21	1.24	1.30			
21.7	25.2	28.2	30.2	32.8	36.3	40.3	43.8	47.8	51.8	66.8	77.8	92.8	107.1	137.1	5.6	11.0	1.96
—	15.9	19.0	21.1	23.6	27.2	31.2	34.8	38.8	42.8	57.9	68.9	83.9	98.2	128.2	9.4	18.4	1.96
26.8	30.3	33.3	35.3	37.9	41.4	45.4	48.9	52.9	56.9	71.9	82.9	97.9	112.1	142.1	3.4	6.8	2.00
25.4	28.9	31.9	33.9	36.4	39.9	43.9	47.4	51.4	55.4	70.4	81.5	96.5	110.7	140.7	4.0	8.0	2.00
20.1	23.6	26.6	28.6	31.1	34.7	38.7	42.2	46.2	50.2	65.2	76.2	91.2	105.5	135.5	6.2	12.4	2.00
0.92	0.94	0.96	0.97	0.99	1.01	1.03	1.05	1.06	1.08	1.13	1.17	1.21	1.24	1.30			
18.6	22.1	25.1	27.2	29.7	33.2	37.2	40.7	44.7	48.8	63.8	74.8	89.8	104.1	134.1	6.8	13.6	2.00
15.5	19.1	22.2	24.2	26.8	30.3	34.3	37.8	41.9	45.9	60.9	71.9	87.0	101.2	131.2	8.0	16.0	2.00
23.8	27.3	30.3	32.3	34.8	38.3	42.3	45.8	49.8	53.9	68.9	79.9	94.9	109.1	139.1	4.6	9.4	2.04
21.8	25.4	28.4	30.4	32.9	36.4	40.4	43.9	47.9	51.9	67.0	78.0	93.0	107.2	137.2	5.4	11.0	2.04
24.7	28.3	31.3	33.3	35.8	39.3	43.3	46.8	50.8	54.8	69.8	80.8	95.8	110.1	140.1	4.2	8.6	2.05
0.91	0.94	0.96	0.97	0.98	1.00	1.02	1.04	1.06	1.08	1.13	1.17	1.20	1.24	1.30			
26.7	30.2	33.2	35.2	37.7	41.2	45.2	48.7	52.7	56.7	71.7	82.7	97.7	112.0	142.0	3.4	7.0	2.06
26.2	29.7	32.7	34.7	37.2	40.7	44.7	48.2	52.2	56.2	71.2	82.2	97.2	111.5	141.5	3.6	7.4	2.06
18.7	22.3	25.3	27.3	29.8	33.4	37.4	40.9	44.9	48.9	63.9	75.0	90.0	104.2	134.2	6.6	13.6	2.06
20.2	23.7	26.8	28.8	31.3	34.8	38.8	42.3	46.3	50.3	65.4	76.4	91.4	105.7	135.7	6.0	12.4	2.07
16.5	20.1	23.1	25.2	27.7	31.2	35.2	38.8	42.8	46.8	61.9	72.9	87.9	102.2	132.2	7.4	15.4	2.08
0.91	0.94	0.96	0.97	0.99	1.01	1.03	1.04	1.06	1.08	1.13	1.17	1.21	1.24	1.30			

FOR BELT SIZES NOT SHOWN, INTERPOLATE FOR ADDITIONAL CENTER DISTANCE.

V-BELT DRIVES

B Stock Drive Selection



V-BELT DRIVES

Speed Ratio	Sheave Combination		DriveN Speeds and HP Per Belt									Nominal Center Distance And Arc-Length Correction Factors					
			3500 RPM DriveR			1750 RPM DriveR			1160 RPM DriveR			B/BX Belt Length Designation					
	DriveR P.D.	DriveN P.D.	DriveN RPM	HP Per Belt B	HP Per Belt BX	DriveN RPM	HP Per Belt B	HP Per Belt BX	DriveN RPM	HP Per Belt B	HP Per Belt BX	35	38	42	46	51	60
2.11	3.8	8.0	1662	3.65	7.15	831	3.09	4.65	551	2.43	3.42	8.9	10.4	12.5	14.5	17.0	21.5
2.12	5.2	11.0	1655	9.40	13.63	827	6.93	8.69	548	5.18	6.26	—	—	—	10.8	13.4	17.9
2.12	6.4	13.6	1647	13.14	18.22	824	10.00	11.96	546	7.44	8.62	—	—	—	—	—	14.8
2.13	9.4	20.0	+	+	+	822	16.71	19.34	545	12.68	14.17	—	—	—	—	—	—
2.14	4.4	9.4	1638	6.29	10.07	819	4.77	6.41	543	3.63	4.65	—	—	10.8	12.8	15.4	19.9
ARC-LENGTH CORRECTION FACTOR												0.72	0.74	0.77	0.80	0.83	0.88
2.14	5.8	12.4	1637	11.42	16.04	819	8.49	10.35	543	6.32	7.45	—	—	—	—	11.6	16.3
2.14	8.6	18.4	+	+	+	818	15.07	17.49	542	11.34	12.74	—	—	—	—	—	—
2.15	4.0	8.6	1628	4.56	8.15	814	3.66	5.25	540	2.83	3.83	8.2	9.7	11.8	13.8	16.3	20.9
2.16	7.4	16.0	+	+	+	809	12.40	14.55	536	9.25	10.52	—	—	—	—	—	—
2.18	3.4	7.4	1608	1.78	5.12	804	1.95	3.46	533	1.62	2.59	9.7	11.2	13.3	15.3	17.8	22.3
ARC-LENGTH CORRECTION FACTOR												0.70	0.73	0.77	0.80	0.83	0.87
2.19	6.2	13.6	1596	12.61	17.53	798	9.51	11.43	529	7.07	8.23	—	—	—	—	—	14.9
2.20	5.0	11.0	1591	8.67	12.78	795	6.40	8.13	527	4.80	5.87	—	—	—	10.9	13.5	18.1
2.20	7.0	15.4	1591	14.55	20.14	795	11.46	13.53	527	8.53	9.77	—	—	—	—	—	—
2.21	5.6	12.4	1581	10.79	15.27	790	7.98	9.80	524	5.95	7.06	—	—	—	—	11.8	16.4
2.22	3.6	8.0	1575	2.74	6.15	787	2.52	4.06	522	2.03	3.01	9.0	10.6	12.6	14.6	17.1	21.7
ARC-LENGTH CORRECTION FACTOR												0.71	0.74	0.77	0.80	0.83	0.88
2.24	4.2	9.4	1564	5.45	9.13	782	4.22	5.84	518	3.23	4.25	—	8.8	10.9	13.0	15.5	20.1
2.26	3.8	8.6	1547	3.67	7.17	773	3.10	4.66	513	2.44	3.42	8.3	9.9	11.9	14.0	16.5	21.0
2.26	6.8	15.4	1545	14.13	19.54	773	10.99	13.02	512	8.17	9.39	—	—	—	—	—	—
2.27	6.0	13.6	1544	12.04	16.81	772	9.01	10.89	512	6.70	7.85	—	—	—	—	—	15.0
2.29	4.8	11.0	1527	7.92	11.91	764	5.87	7.57	506	4.41	5.47	—	—	—	11.1	13.6	18.2
ARC-LENGTH CORRECTION FACTOR												0.70	0.73	0.77	0.79	0.83	0.87
2.29	7.0	16.0	1531	14.56	20.15	766	11.47	13.54	508	8.54	9.77	—	—	—	—	—	—
2.30	5.4	12.4	1524	10.12	14.47	762	7.47	9.25	505	5.57	6.67	—	—	—	—	11.9	16.5
2.30	8.0	18.4	+	+	+	761	13.77	16.05	504	10.31	11.64	—	—	—	—	—	—
2.33	6.6	15.4	1500	13.67	18.91	750	10.50	12.50	497	7.81	9.01	—	—	—	—	—	—
2.33	8.6	20.0	+	+	+	752	15.08	17.50	499	11.35	12.74	—	—	—	—	—	—
ARC-LENGTH CORRECTION FACTOR												0.0	0.0	0.0	0.0	0.78	0.84
2.34	5.8	13.6	1493	11.44	16.06	746	8.50	10.35	495	6.33	7.46	—	—	—	—	—	15.2
2.35	3.4	8.0	1487	1.80	5.13	744	1.95	3.47	493	1.63	2.59	9.2	10.7	12.7	14.8	17.3	21.8
2.35	4.0	9.4	1489	4.58	8.17	745	3.67	5.26	494	2.84	3.84	—	9.0	11.0	13.1	15.6	20.2
2.35	6.8	16.0	1487	14.14	19.55	744	10.99	13.02	493	8.18	9.39	—	—	—	—	—	—
2.38	5.2	12.4	1468	9.43	13.65	734	6.94	8.70	486	5.19	6.27	—	—	—	—	12.0	16.7
ARC-LENGTH CORRECTION FACTOR												0.71	0.74	0.77	0.80	0.83	0.87
2.39	3.6	8.6	1465	2.76	6.17	733	2.53	4.07	486	2.04	3.01	8.4	10.0	12.1	14.1	16.6	21.2
2.39	4.6	11.0	1464	7.13	11.01	732	5.33	7.00	485	4.03	5.07	—	—	—	11.2	13.8	18.4
2.41	6.4	15.4	1455	13.17	18.24	727	10.02	11.97	482	7.45	8.62	—	—	—	—	—	13.0
2.42	6.6	16.0	1444	13.67	18.91	722	10.51	12.50	478	7.81	9.01	—	—	—	—	—	—
2.43	5.6	13.6	1441	10.81	15.29	721	7.99	9.81	478	5.95	7.06	—	—	—	—	—	15.3
ARC-LENGTH CORRECTION FACTOR												0.70	0.73	0.76	0.79	0.82	0.87
2.47	3.8	9.4	1415	3.69	7.18	707	3.11	4.67	469	2.44	3.43	—	9.1	11.2	13.2	15.8	20.3
2.48	5.0	12.4	1411	8.70	12.80	706	6.42	8.14	468	4.81	5.87	—	—	—	—	12.2	16.8
2.48	6.2	15.4	1409	12.63	17.55	705	9.52	11.44	467	7.08	8.24	—	—	—	—	—	13.1
2.49	7.4	18.4	+	+	+	704	12.42	14.57	467	9.26	10.53	—	—	—	—	—	—
2.50	4.4	11.0	1400	6.32	10.09	700	4.79	6.43	464	3.64	4.66	—	—	—	11.3	13.9	18.5
ARC-LENGTH CORRECTION FACTOR												0.0	0.71	0.75	0.78	0.82	0.87
2.50	6.4	16.0	1400	13.18	18.25	700	10.02	11.97	464	7.45	8.63	—	—	—	—	—	—
2.50	8.0	20.0	+	+	+	700	13.78	16.06	464	10.32	11.65	—	—	—	—	—	—
2.52	5.4	13.6	1390	10.14	14.49	695	7.48	9.26	461	5.57	6.67	—	—	—	—	—	15.4
2.53	3.4	8.6	1384	1.81	5.14	692	1.96	3.48	459	1.63	2.59	8.6	10.1	12.2	14.2	16.8	21.3
2.57	6.0	15.4	1364	12.07	16.83	682	9.02	10.90	452	6.71	7.85	—	—	—	—	—	13.3
ARC-LENGTH CORRECTION FACTOR												0.70	0.73	0.76	0.79	0.82	0.87
2.58	4.8	12.4	1355	7.94	11.93	677	5.88	7.58	449	4.42	5.47	—	—	—	—	12.3	17.0
2.58	6.2	16.0	1356	12.64	17.55	678	9.52	11.44	449	7.08	8.24	—	—	—	—	—	—
2.61	3.6	9.4	1340	2.77	6.18	670	2.54	4.08	444	2.04	3.01	—	9.2	11.3	13.4	15.9	20.5
2.62	4.2	11.0	1336	5.48	9.15	668	4.24	5.85	443	3.24	4.25	—	—	—	11.5	14.1	18.7
2.62	5.2	13.6	1338	9.44	13.66	669	6.95	8.70	444	5.19	6.28	—	—	—	—	—	15.6
ARC-LENGTH CORRECTION FACTOR												0.0	0.71	0.75	0.78	0.82	0.86

B = STANDARD V-BELT
 BX = COGGED/NOTCHED V-BELT
 + IF RIM SPEED EXCEEDS 6500 FEET PER MINUTE, CONSULT *Martin*.



Stock Drive Selection **B**

Nominal Center Distances And Arc-Length Correction Factor															Sheave Combination		Speed Ratio
B/BX Belt Length Designation															DriveR P. D.	DriveN P. D.	
68	75	81	85	90	97	105	112	120	128	158	180	210	240	300			
25.5	29.1	32.1	34.1	36.6	40.1	44.1	47.6	51.6	55.6	70.6	81.6	96.6	110.9	140.9	3.8	8.0	2.11
22.0	25.5	28.5	30.5	33.0	36.6	40.6	44.1	48.1	52.1	67.1	78.1	93.1	107.4	137.4	5.2	11.0	2.12
18.8	22.4	25.4	27.5	30.0	33.5	37.5	41.0	45.0	49.1	64.1	75.1	90.1	104.4	134.4	6.4	13.6	2.12
—	—	17.5	19.6	22.2	25.8	29.8	33.4	37.4	41.5	56.6	67.6	82.6	96.9	126.9	9.4	20.0	2.13
23.9	27.4	30.5	32.5	35.0	38.5	42.5	46.0	50.0	54.0	69.0	80.0	95.0	109.3	139.3	4.4	9.4	2.14
0.91	0.94	0.96	0.97	0.99	1.00	1.03	1.04	1.06	1.08	1.13	1.17	1.21	1.24	1.30			
20.3	23.9	26.9	28.9	31.4	34.9	39.0	42.5	46.5	50.5	65.5	76.5	91.5	105.8	135.8	5.8	12.4	2.14
—	16.5	19.6	21.6	24.2	27.8	31.8	35.4	39.4	43.4	58.5	69.5	84.6	98.8	128.9	8.6	18.4	2.14
24.9	28.4	31.4	33.4	35.9	39.4	43.4	46.9	51.0	55.0	70.0	81.0	96.0	110.2	140.2	4.0	8.6	2.15
15.9	19.5	22.6	24.6	27.2	30.7	34.8	38.3	42.3	46.3	61.4	72.4	87.4	101.7	131.7	7.4	16.0	2.16
26.3	29.9	32.9	34.9	37.4	40.9	44.9	48.4	52.4	56.4	71.4	82.4	97.4	111.6	141.7	3.4	7.4	2.18
0.91	0.93	0.96	0.97	0.98	1.00	1.02	1.04	1.06	1.08	1.13	1.16	1.20	1.24	1.30			
19.0	22.5	25.6	27.6	30.1	33.6	37.7	41.2	45.2	49.2	64.2	75.3	90.3	104.5	134.5	6.2	13.6	2.19
22.1	25.7	28.7	30.7	33.2	36.7	40.7	44.2	48.2	52.2	67.3	78.3	93.3	107.5	137.6	5.0	11.0	2.20
16.8	20.4	23.4	25.5	28.0	31.5	35.6	39.1	43.1	47.1	62.2	73.2	88.2	102.5	132.5	7.0	15.4	2.20
20.5	24.0	27.0	29.1	31.6	35.1	39.1	42.6	46.6	50.6	65.7	76.7	91.7	106.0	136.0	5.6	12.4	2.21
25.7	29.2	32.2	34.2	36.7	40.2	44.2	47.7	51.7	55.7	70.8	81.8	96.8	111.0	141.0	3.6	8.0	2.22
0.91	0.94	0.96	0.97	0.98	1.00	1.02	1.04	1.06	1.08	1.13	1.17	1.21	1.24	1.30			
24.1	27.6	30.6	32.6	35.1	38.6	42.6	46.1	50.2	54.2	69.2	80.2	95.2	109.4	139.4	4.2	9.4	2.24
25.0	28.6	31.6	33.6	36.1	39.8	43.6	47.1	51.1	55.1	70.1	81.1	96.1	110.4	140.4	3.8	8.6	2.26
16.9	20.5	23.6	25.6	28.1	31.7	35.7	39.2	43.3	47.3	62.3	73.3	88.4	102.6	132.6	6.8	15.4	2.26
19.1	22.7	25.7	27.7	30.3	33.8	37.8	41.3	45.3	49.4	64.4	75.4	90.4	104.7	134.7	6.0	13.6	2.27
22.3	25.8	28.8	30.8	33.3	36.9	40.9	44.4	48.4	52.4	67.4	78.4	93.4	107.7	137.7	4.8	11.0	2.29
0.91	0.93	0.95	0.97	0.98	1.00	1.02	1.04	1.06	1.08	1.13	1.16	1.20	1.24	1.29			
16.2	19.8	22.9	24.9	27.5	31.0	35.0	38.6	42.6	46.6	61.7	72.7	87.7	102.0	132.0	7.0	16.0	2.29
20.6	24.2	27.2	29.2	31.7	35.2	39.3	42.8	46.8	50.8	65.8	76.8	91.9	106.1	136.1	5.4	12.4	2.30
—	16.9	20.0	22.1	24.6	28.2	32.2	35.8	39.8	43.9	58.9	70.0	85.0	99.3	129.3	8.0	18.4	2.30
17.1	20.7	23.7	25.7	28.3	31.8	35.9	39.4	43.4	47.4	62.5	73.5	88.5	102.8	132.8	6.6	15.4	2.33
—	—	18.0	20.1	22.7	26.3	30.4	34.0	38.0	42.1	57.2	68.2	83.2	97.5	127.6	8.6	20.0	2.33
0.89	0.92	0.94	0.95	0.97	0.99	1.01	1.03	1.05	1.07	1.12	1.16	1.20	1.23	1.29			
19.3	22.8	25.9	27.9	30.4	33.9	38.0	41.5	45.5	49.5	64.5	75.6	90.6	104.8	134.8	5.8	13.6	2.34
25.8	29.4	32.4	34.4	36.9	40.4	44.4	47.9	51.9	55.9	70.9	81.9	96.9	111.2	141.2	3.4	8.0	2.35
24.2	27.7	30.8	32.8	35.3	38.8	42.8	46.3	50.3	54.3	69.3	80.3	95.3	109.6	139.6	4.0	9.4	2.35
16.3	20.0	23.0	25.1	27.6	31.2	35.2	38.7	42.7	46.8	61.8	72.8	87.9	102.1	132.1	6.8	16.0	2.35
20.8	24.3	27.3	29.4	31.9	35.4	39.4	42.9	46.9	50.9	66.0	77.0	92.0	106.3	136.3	5.2	12.4	2.38
0.91	0.93	0.96	0.97	0.98	1.00	1.02	1.04	1.06	1.08	1.13	1.16	1.20	1.24	1.30			
25.2	28.7	31.7	33.7	36.2	39.7	43.7	47.3	51.3	55.3	70.3	81.3	96.3	110.5	140.5	3.6	8.6	2.39
22.4	26.0	29.0	31.0	33.5	37.0	41.0	44.5	48.5	52.6	67.6	78.6	93.6	107.9	137.9	4.6	11.0	2.39
17.2	20.8	23.9	25.9	28.4	32.0	36.0	39.5	43.5	47.6	62.6	73.6	88.7	102.9	133.0	6.4	15.4	2.41
16.5	20.1	23.2	25.2	27.8	31.3	35.3	38.9	42.9	46.9	62.0	73.0	88.0	102.3	132.3	6.6	16.0	2.42
19.4	23.0	26.0	28.0	30.6	34.1	38.1	41.6	45.6	49.7	64.7	75.7	90.7	105.0	135.0	5.6	13.6	2.43
0.91	0.93	0.95	0.97	0.98	1.00	1.02	1.04	1.06	1.08	1.13	1.16	1.20	1.24	1.29			
24.4	27.9	30.9	32.9	35.4	38.9	42.9	46.4	50.5	54.5	69.5	80.5	95.5	109.7	139.8	3.8	9.4	2.47
20.9	24.5	27.5	29.5	32.0	35.5	39.6	43.1	47.1	51.1	66.1	77.1	92.2	106.4	136.4	5.0	12.4	2.48
17.3	20.9	24.0	26.0	28.6	32.1	36.1	39.7	43.7	47.7	62.8	73.8	88.8	103.1	133.1	6.2	15.4	2.48
—	17.3	20.4	22.5	25.0	28.6	32.7	36.2	40.3	44.3	59.4	70.4	85.5	99.7	129.8	7.4	18.4	2.49
22.6	26.1	29.1	31.1	33.6	37.2	41.2	44.7	48.7	52.7	67.7	78.7	93.7	108.0	138.0	4.4	11.0	2.50
0.90	0.93	0.95	0.96	0.98	1.00	1.02	1.04	1.06	1.07	1.13	1.16	1.20	1.24	1.29			
16.6	20.2	23.3	25.4	27.9	31.4	35.5	39.0	43.0	47.1	62.1	73.1	88.2	102.4	132.5	6.4	16.0	2.50
—	—	18.4	20.5	23.1	26.7	30.8	34.4	38.4	42.5	57.6	68.6	83.7	98.0	128.0	8.0	20.0	2.50
19.5	23.1	26.2	28.2	30.7	34.2	38.3	41.8	45.8	49.8	64.8	75.9	90.9	105.1	135.2	5.4	13.6	2.52
25.3	28.9	31.9	33.9	36.4	39.9	43.9	47.4	51.4	55.4	70.4	81.4	96.4	110.7	140.7	3.4	8.6	2.53
17.5	21.1	24.1	26.2	28.7	32.2	36.3	39.8	43.8	47.9	62.9	73.9	89.0	103.2	133.3	6.0	15.4	2.57
0.90	0.93	0.95	0.97	0.98	1.00	1.02	1.04	1.06	1.07	1.13	1.16	1.20	1.24	1.29			
21.0	24.6	27.6	29.6	32.2	35.7	39.7	43.2	47.2	51.3	66.3	77.3	92.3	106.6	136.6	4.8	12.4	2.58
16.7	20.4	23.5	25.5	28.0	31.6	35.6	39.2	43.2	47.2	62.3	73.3	88.3	102.6	132.6	6.2	16.0	2.58
24.5	28.0	31.1	33.1	35.6	39.1	43.1	46.6	50.6	54.6	69.6	80.6	95.6	109.9	139.9	3.6	9.4	2.61
22.7	26.2	29.3	31.3	33.8	37.3	41.3	44.8	48.8	52.9	67.9	78.9	93.9	108.2	138.2	4.2	11.0	2.62
19.7	23.3	26.3	28.3	30.8	34.4	38.4	41.9	45.9	50.0	65.0	76.0	91.0	105.3	135.3	5.2	13.6	2.62
0.90	0.93	0.95	0.96	0.98	1.00	1.02	1.04	1.06	1.07	1.13	1.16	1.20	1.24	1.29			

FOR BELT SIZES NOT SHOWN, INTERPOLATE FOR ADDITIONAL CENTER DISTANCE.

V-BELT DRIVES

B Stock Drive Selection



V-BELT DRIVES

Speed Ratio	Sheave Combination		DriveN Speeds and HP Per Belt									Nominal Center Distance And Arc-Length Correction Factors					
			3500 RPM DriveR			1750 RPM DriveR			1160 RPM DriveR			B/BX Belt Length Designation					
	DriveR P.D.	DriveN P.D.	DriveN RPM	HP Per Belt B	HP Per Belt BX	DriveN RPM	HP Per Belt B	HP Per Belt BX	DriveN RPM	HP Per Belt B	HP Per Belt BX	35	38	42	46	51	60
2.63	7.0	18.4	1332	14.59	20.17	666	11.48	13.55	441	8.54	9.78	—	—	—	—	—	—
2.66	5.8	15.4	1318	11.46	16.08	659	8.51	10.36	437	6.33	7.46	—	—	—	—	—	13.4
2.66	9.4	25.0	+	+	+	658	16.73	19.36	436	12.70	14.18	—	—	—	—	—	—
2.67	6.0	16.0	1313	12.07	16.83	656	9.02	10.91	435	6.71	7.85	—	—	—	—	—	—
2.70	4.6	12.4	1298	7.15	11.03	649	5.34	7.01	430	4.03	5.07	—	—	—	—	12.4	17.1
ARC-LENGTH CORRECTION FACTOR												0.0	0.0	0.0	0.0	0.78	0.84
2.70	7.4	20.0	+	+	+	647	12.42	14.57	429	9.26	10.53	—	—	—	—	—	—
2.71	6.8	18.4	1293	14.16	19.57	647	11.00	13.03	429	8.18	9.40	—	—	—	—	—	—
2.72	5.0	13.6	1287	8.71	12.81	643	6.42	8.14	426	4.81	5.88	—	—	—	—	—	15.7
2.75	4.0	11.0	1273	4.61	8.19	636	3.68	5.27	422	2.85	3.85	—	—	9.5	11.6	14.2	18.8
2.75	5.6	15.4	1273	10.83	15.30	636	8.00	9.82	422	5.96	7.07	—	—	—	—	—	13.5
ARC-LENGTH CORRECTION FACTOR												0.0	0.0	0.72	0.76	0.80	0.85
2.76	3.4	9.4	1266	1.82	5.15	633	1.97	3.48	420	1.64	2.60	—	9.4	11.5	13.5	16.1	20.6
2.76	5.8	16.0	1269	11.47	16.08	634	8.52	10.36	420	6.34	7.46	—	—	—	—	—	—
2.79	6.6	18.4	1255	13.69	18.93	628	10.52	12.51	416	7.82	9.01	—	—	—	—	—	—
2.82	4.4	12.4	1242	6.33	10.11	621	4.80	6.43	412	3.64	4.67	—	—	—	—	12.6	17.2
2.83	4.8	13.6	1235	7.95	11.94	618	5.89	7.58	409	4.42	5.48	—	—	—	—	11.1	15.8
ARC-LENGTH CORRECTION FACTOR												0.0	0.71	0.75	0.78	0.81	0.86
2.85	5.4	15.4	1227	10.16	14.50	614	7.48	9.27	407	5.58	6.68	—	—	—	—	—	13.6
2.86	5.6	16.0	1225	10.83	15.31	612	8.00	9.82	406	5.96	7.07	—	—	—	—	—	12.9
2.86	7.0	20.0	1225	14.59	20.18	613	11.48	13.55	406	8.55	9.78	—	—	—	—	—	—
2.87	6.4	18.4	1217	13.19	18.26	609	10.03	11.98	403	7.45	8.63	—	—	—	—	—	—
2.89	3.8	11.0	1209	3.71	7.20	605	3.12	4.68	401	2.45	3.43	—	—	9.6	11.7	14.3	18.9
ARC-LENGTH CORRECTION FACTOR												0.0	0.0	0.71	0.76	0.80	0.85
2.91	8.6	25.0	+	+	+	602	15.09	17.51	399	11.36	12.75	—	—	—	—	—	—
2.94	6.8	20.0	1190	14.17	19.57	595	11.01	13.03	394	8.19	9.40	—	—	—	—	—	—
2.95	4.2	12.4	1185	5.49	9.16	593	4.24	5.85	393	3.25	4.26	—	—	—	—	12.7	17.4
2.96	4.6	13.6	1184	7.16	11.04	592	5.35	7.01	392	4.04	5.07	—	—	—	—	11.2	16.0
2.96	5.2	15.4	1182	9.45	13.67	591	6.96	8.71	392	5.20	6.28	—	—	—	—	—	13.8
ARC-LENGTH CORRECTION FACTOR												0.0	0.0	0.0	0.0	0.77	0.84
2.96	5.4	16.0	1181	10.16	14.50	591	7.48	9.27	391	5.58	6.68	—	—	—	—	—	13.0
2.97	6.2	18.4	1179	12.66	17.57	590	9.53	11.45	391	7.08	8.24	—	—	—	—	—	—
3.03	6.6	20.0	1155	13.70	18.94	577	10.52	12.51	383	7.82	9.02	—	—	—	—	—	—
3.06	3.6	11.0	1145	2.79	6.19	573	2.55	4.08	380	2.05	3.02	—	—	9.7	11.9	14.5	19.1
3.07	6.0	18.4	1141	12.08	16.84	571	9.03	10.91	378	6.71	7.86	—	—	—	—	—	—
ARC-LENGTH CORRECTION FACTOR												0.0	0.0	0.71	0.75	0.79	0.85
3.08	5.0	15.4	1136	8.72	12.82	568	6.43	8.15	377	4.81	5.88	—	—	—	—	—	13.9
3.08	5.2	16.0	1137	9.46	13.68	569	6.96	8.71	377	5.20	6.28	—	—	—	—	—	13.1
3.09	4.4	13.6	1132	6.34	10.11	566	4.80	6.44	375	3.64	4.67	—	—	—	—	11.3	16.1
3.10	4.0	12.4	1129	4.62	8.20	565	3.69	5.27	374	2.85	3.85	—	—	—	10.2	12.8	17.5
3.13	6.4	20.0	1120	13.20	18.27	560	10.03	11.98	371	7.46	8.63	—	—	—	—	—	—
ARC-LENGTH CORRECTION FACTOR												0.0	0.0	0.0	0.72	0.77	0.84
3.13	8.0	25.0	+	+	+	560	13.79	16.07	371	10.32	11.65	—	—	—	—	—	—
3.17	5.8	18.4	1103	11.48	16.09	552	8.52	10.37	366	6.34	7.47	—	—	—	—	—	—
3.19	9.4	30.0	+	+	+	548	16.74	19.37	363	12.70	14.19	—	—	—	—	—	—
3.20	5.0	16.0	1094	8.73	12.82	547	6.43	8.15	363	4.82	5.88	—	—	—	—	—	13.3
3.21	4.8	15.4	1091	7.96	11.95	545	5.89	7.58	362	4.43	5.48	—	—	—	—	—	14.0
ARC-LENGTH CORRECTION FACTOR												0.0	0.0	0.0	0.0	0.0	0.78
3.23	6.2	20.0	1085	12.66	17.57	542	9.54	11.45	360	7.09	8.25	—	—	—	—	—	—
3.24	3.4	11.0	1082	1.84	5.17	541	1.97	3.49	359	1.64	2.60	—	—	9.9	12.0	14.6	19.2
3.24	4.2	13.6	1081	5.50	9.17	540	4.25	5.86	358	3.25	4.26	—	—	—	—	11.5	16.2
3.26	3.8	12.4	1073	3.72	7.21	536	3.12	4.68	355	2.45	3.44	—	—	—	10.3	13.0	17.7
3.29	5.6	18.4	1065	10.84	15.32	533	8.01	9.82	353	5.96	7.07	—	—	—	—	—	—
ARC-LENGTH CORRECTION FACTOR												0.0	0.0	0.71	0.75	0.79	0.85
3.33	4.8	16.0	1050	7.96	11.95	525	5.89	7.59	348	4.43	5.48	—	—	—	—	—	13.4
3.33	6.0	20.0	1050	12.09	16.85	525	9.03	10.91	348	6.72	7.86	—	—	—	—	—	—
3.35	4.6	15.4	1045	7.17	11.05	523	5.35	7.01	346	4.04	5.08	—	—	—	—	—	14.2
3.38	7.4	25.0	+	+	+	518	12.43	14.58	343	9.27	10.54	—	—	—	—	—	—
3.40	4.0	13.6	1029	4.62	8.20	515	3.69	5.27	341	2.85	3.85	—	—	—	—	11.6	16.4
ARC-LENGTH CORRECTION FACTOR												0.0	0.0	0.0	0.0	0.74	0.82

B = STANDARD V-BELT
 BX = COGGED/NOTCHED V-BELT
 + IF RIM SPEED EXCEEDS 6500 FEET PER MINUTE, CONSULT *Martin*.



Stock Drive Selection **B**

V-BELT DRIVES

Nominal Center Distances And Arc-Length Correction Factor																Sheave Combination		Speed Ratio
B/BX Belt Length Designation																DriveR P.D.	DriveN P.D.	
68	75	81	85	90	97	105	112	120	128	158	180	195	210	240	300			
—	17.5	20.7	22.7	25.3	28.9	33.0	36.5	40.6	44.6	59.7	70.7	78.2	85.8	100.0	130.1	7.0	18.4	2.63
17.6	21.2	24.3	26.3	28.9	32.4	36.4	40.0	44.0	48.0	63.1	74.1	81.6	89.1	103.4	133.4	5.8	15.4	2.66
—	—	—	—	—	20.9	25.2	28.8	33.0	37.1	52.3	63.4	71.0	78.5	92.8	122.9	9.4	25.0	2.66
16.9	20.5	23.6	25.6	28.2	31.7	35.8	39.3	43.3	47.4	62.4	73.5	81.0	88.5	102.7	132.8	6.0	16.0	2.67
21.2	24.7	27.8	29.8	32.3	35.8	39.9	43.4	47.4	51.4	66.4	77.5	85.0	92.5	106.7	136.7	4.6	12.4	2.70
0.88	0.91	0.94	0.95	0.97	0.99	1.01	1.03	1.05	1.07	1.12	1.16	1.18	1.20	1.23	1.29			
—	—	18.8	20.9	23.5	27.1	31.2	34.8	38.9	42.9	58.0	69.1	76.6	84.1	98.4	128.5	7.4	20.0	2.70
—	17.7	20.8	22.9	25.4	29.0	33.1	36.6	40.7	44.7	59.8	70.9	78.4	85.9	100.2	130.2	6.8	18.4	2.71
19.8	23.4	26.4	28.5	31.0	34.5	38.6	42.1	46.1	50.1	65.1	76.2	83.7	91.2	105.5	135.5	5.0	13.6	2.72
22.9	26.4	29.4	31.4	33.9	37.5	41.5	45.0	49.0	53.0	68.0	79.0	86.5	94.1	108.3	138.3	4.0	11.0	2.75
17.7	21.3	24.4	26.5	29.0	32.5	36.6	40.1	44.1	48.2	63.2	74.2	81.8	89.3	103.5	133.6	5.6	15.4	2.75
0.89	0.92	0.94	0.96	0.97	0.99	1.02	1.03	1.05	1.07	1.13	1.16	1.18	1.20	1.23	1.29			
24.7	28.3	31.2	33.2	35.7	39.2	43.2	46.8	50.8	54.8	69.8	80.8	88.3	95.8	110.1	140.1	3.4	9.4	2.76
17.0	20.6	23.7	25.8	28.3	31.9	35.9	39.4	43.5	47.5	62.6	73.6	81.1	88.6	102.9	132.9	5.8	16.0	2.76
—	17.8	20.9	23.0	25.6	29.2	33.2	36.8	40.8	44.9	60.0	71.0	78.5	86.1	100.3	130.4	6.6	18.4	2.79
21.3	24.9	27.9	29.9	32.5	36.0	40.0	43.5	47.5	51.6	66.6	77.6	85.1	92.6	106.9	136.9	4.4	12.4	2.82
20.0	23.5	26.6	28.6	31.1	34.7	38.7	42.2	46.2	50.3	65.3	76.3	83.8	91.3	105.6	135.6	4.8	13.6	2.83
0.90	0.93	0.95	0.96	0.98	1.00	1.02	1.04	1.06	1.07	1.13	1.16	1.18	1.20	1.24	1.29			
17.9	21.5	24.6	26.6	29.1	32.7	36.7	40.3	44.3	48.3	63.4	74.4	81.9	89.4	103.7	133.7	5.4	15.4	2.85
17.1	20.8	23.9	25.9	28.5	32.0	36.1	39.6	43.6	47.7	62.7	73.8	81.3	88.8	103.1	133.1	5.6	16.0	2.86
—	15.9	19.1	21.2	23.8	27.4	31.5	35.1	39.2	43.2	58.3	69.4	76.9	84.4	98.7	128.8	7.0	20.0	2.86
—	17.9	21.1	23.1	25.7	29.3	33.4	36.9	41.0	45.0	60.1	71.2	78.7	86.2	100.5	130.5	6.4	18.4	2.87
23.0	26.5	29.6	31.6	34.1	37.6	41.6	45.1	49.1	53.2	68.2	79.2	86.7	94.2	108.5	138.5	3.8	11.0	2.89
0.89	0.92	0.94	0.96	0.97	0.99	1.01	1.03	1.05	1.07	1.12	1.16	1.18	1.20	1.23	1.29			
—	—	—	—	—	21.4	25.7	29.4	33.5	37.6	52.9	64.0	71.5	79.1	93.4	123.5	8.6	25.0	2.91
—	16.0	19.2	21.3	23.9	27.6	31.7	35.2	39.3	43.3	58.5	69.5	77.1	84.6	98.9	128.9	6.6	20.0	2.94
21.5	25.0	28.1	30.1	32.6	36.1	40.2	43.7	47.7	51.7	66.7	77.8	85.3	92.8	107.0	137.1	4.2	12.4	2.95
20.1	23.7	26.7	28.8	31.3	34.8	38.8	42.4	46.4	50.4	65.5	76.5	84.0	91.5	105.8	135.8	4.6	13.6	2.96
18.0	21.6	24.7	26.7	29.3	32.8	36.9	40.4	44.4	48.5	63.5	74.5	82.1	89.6	103.8	133.9	5.2	15.4	2.96
0.88	0.91	0.93	0.95	0.97	0.99	1.01	1.03	1.05	1.06	1.12	1.16	1.18	1.20	1.23	1.29			
17.3	20.9	24.0	26.1	28.6	32.2	36.2	39.7	43.8	47.8	62.9	73.9	81.4	88.9	103.2	133.2	5.4	16.0	2.96
14.3	18.0	21.2	23.3	25.9	29.4	33.5	37.1	41.1	45.2	60.3	71.3	78.8	86.4	100.6	130.7	6.2	18.4	2.97
—	16.1	19.3	21.5	24.1	27.7	31.8	35.4	39.4	43.5	58.6	69.7	77.2	84.7	99.0	129.1	6.6	20.0	3.03
23.1	26.7	29.7	31.7	34.2	37.8	41.8	45.3	49.3	53.3	68.3	79.3	86.9	94.4	108.6	138.6	3.6	11.0	3.06
14.4	18.2	21.3	23.4	26.0	29.6	33.7	37.2	41.3	45.3	60.4	71.5	79.0	86.5	100.8	130.8	6.0	18.4	3.07
0.89	0.92	0.94	0.95	0.97	0.99	1.01	1.03	1.05	1.07	1.12	1.16	1.18	1.20	1.23	1.29			
18.1	21.8	24.8	26.9	29.4	33.0	37.0	40.5	44.6	48.6	63.7	74.7	82.2	89.7	104.0	134.0	5.0	15.4	3.08
17.4	21.1	24.1	26.2	28.7	32.3	36.3	39.9	43.9	47.9	63.0	74.1	81.6	89.1	103.4	133.4	5.2	16.0	3.08
20.2	23.8	26.9	28.9	31.4	35.0	39.0	42.5	46.5	50.6	65.6	76.6	84.1	91.6	105.9	135.9	4.4	13.6	3.09
21.6	25.2	28.2	30.2	32.8	36.3	40.3	43.8	47.8	51.8	66.9	77.9	85.4	92.9	107.2	137.2	4.0	12.4	3.10
—	16.2	19.5	21.6	24.2	27.8	31.9	35.5	39.6	43.6	58.8	69.8	77.4	84.9	99.2	129.2	6.4	20.0	3.13
0.88	0.91	0.93	0.95	0.96	0.99	1.01	1.03	1.05	1.06	1.12	1.16	1.18	1.20	1.23	1.29			
—	—	—	—	—	21.8	26.1	29.8	33.9	38.0	53.3	64.4	72.0	79.5	93.8	123.9	8.0	25.0	3.13
14.5	18.3	21.5	23.6	26.1	29.7	33.8	37.4	41.4	45.5	60.6	71.6	79.1	86.7	100.9	131.0	5.8	18.4	3.17
—	—	—	—	—	—	—	23.7	28.1	32.3	47.8	59.1	66.7	74.2	88.6	118.8	9.4	30.0	3.19
17.5	21.2	24.3	26.3	28.9	32.4	36.5	40.0	44.1	48.1	63.2	74.2	81.7	89.2	103.5	133.5	5.0	16.0	3.20
18.3	21.9	25.0	27.0	29.6	33.1	37.2	40.7	44.7	48.7	63.8	74.8	82.4	89.9	104.2	134.2	4.8	15.4	3.21
0.84	0.88	0.91	0.93	0.95	0.97	1.00	1.01	1.04	1.05	1.11	1.15	1.17	1.19	1.23	1.29			
—	16.4	19.6	21.7	24.3	28.0	32.1	35.7	39.7	43.8	58.9	70.0	77.5	85.0	99.3	129.4	6.2	20.0	3.23
23.3	26.8	29.8	31.9	34.4	37.9	41.9	45.4	49.4	53.5	68.5	79.5	87.0	94.5	108.8	138.8	3.4	11.0	3.24
20.4	24.0	27.0	29.0	31.6	35.1	39.1	42.7	46.7	50.7	65.8	76.8	84.3	91.8	106.1	136.1	4.2	13.6	3.24
21.8	25.3	28.4	30.4	32.9	36.4	40.4	44.0	48.0	52.0	67.0	78.1	85.6	93.1	107.3	137.4	3.8	12.4	3.26
14.7	18.4	21.6	23.7	26.3	29.9	33.9	37.5	41.6	45.6	60.7	71.8	79.3	86.8	101.1	131.1	5.6	18.4	3.29
0.89	0.92	0.94	0.95	0.97	0.99	1.01	1.03	1.05	1.07	1.12	1.16	1.18	1.20	1.23	1.29			
17.7	21.3	24.4	26.5	29.0	32.6	36.6	40.2	44.2	48.2	63.3	74.4	81.9	89.4	103.7	133.7	4.8	16.0	3.33
—	16.5	19.7	21.9	24.5	28.1	32.2	35.8	39.9	43.9	59.1	70.1	77.7	85.2	99.5	129.5	6.0	20.0	3.33
18.4	22.0	25.1	27.2	29.7	33.3	37.3	40.8	44.9	48.9	64.0	75.0	82.5	90.0	104.3	134.3	4.6	15.4	3.35
—	—	—	—	18.3	22.2	26.5	30.2	34.3	38.4	53.7	64.9	72.4	80.0	94.3	124.4	7.4	25.0	3.38
20.5	24.1	27.2	29.2	31.7	35.3	39.3	42.8	46.8	50.9	65.9	76.9	84.4	92.0	106.2	136.2	4.0	13.6	3.40
0.87	0.90	0.93	0.94	0.96	0.98	1.00	1.02	1.04	1.06	1.12	1.15	1.18	1.20	1.23	1.29			

FOR BELT SIZES NOT SHOWN, INTERPOLATE FOR ADDITIONAL CENTER DISTANCE.

B Stock Drive Selection



V-BELT DRIVES

Speed Ratio	Sheave Combination		DriveN Speeds and HP Per Belt									Nominal Center Distance And Arc-Length Correction Factors					
			3500 RPM DriveR			1750 RPM DriveR			1160 RPM DriveR			B/BX Belt Length Designation					
	DriveR P.D.	DriveN P.D.	DriveN RPM	HP Per Belt B	HP Per Belt BX	DriveN RPM	HP Per Belt B	HP Per Belt BX	DriveN RPM	HP Per Belt B	HP Per Belt BX	35	38	42	46	51	60
3.41	5.4	18.4	1027	10.17	14.51	514	7.49	9.27	340	5.58	6.68	—	—	—	—	—	—
3.44	3.6	12.4	1016	2.79	6.20	508	2.55	4.09	337	2.05	3.02	—	—	—	10.4	13.1	17.8
3.45	5.8	20.0	1015	11.48	16.10	507	8.53	10.37	336	6.34	7.47	—	—	—	—	—	—
3.48	4.6	16.0	1006	7.17	11.05	503	5.35	7.02	333	4.04	5.08	—	—	—	—	—	13.5
3.49	8.6	30.0	+	+	+	502	15.10	17.52	333	11.36	12.75	—	—	—	—	—	—
ARC-LENGTH CORRECTION FACTOR												0.0	0.0	0.0	0.72	0.77	0.83
3.50	4.4	15.4	1000	6.35	10.12	500	4.80	6.44	331	3.65	4.67	—	—	—	—	—	14.3
3.54	5.2	18.4	989	9.47	13.68	495	6.96	8.72	328	5.20	6.28	—	—	—	—	—	—
3.57	5.6	20.0	980	10.84	15.32	490	8.01	9.83	325	5.96	7.08	—	—	—	—	—	—
3.57	7.0	25.0	980	14.61	20.19	490	11.49	13.56	325	8.55	9.78	—	—	—	—	—	—
3.58	3.8	13.6	978	3.72	7.21	489	3.12	4.68	324	2.45	3.44	—	—	—	—	11.7	16.5
ARC-LENGTH CORRECTION FACTOR												0.0	0.0	0.0	0.0	0.74	0.82
3.64	4.4	16.0	962	6.35	10.12	481	4.80	6.44	319	3.65	4.67	—	—	—	—	—	13.6
3.65	3.4	12.4	960	1.84	5.17	480	1.98	3.49	318	1.64	2.60	—	—	—	10.5	13.2	17.9
3.67	4.2	15.4	955	5.50	9.18	477	4.25	5.86	316	3.25	4.26	—	—	—	—	—	14.4
3.68	5.0	18.4	951	8.73	12.83	476	6.43	8.15	315	4.82	5.88	—	—	—	—	—	—
3.68	6.8	25.0	952	14.18	19.59	476	11.01	13.04	316	8.19	9.40	—	—	—	—	—	—
ARC-LENGTH CORRECTION FACTOR												0.0	0.0	0.0	0.72	0.77	0.83
3.70	5.4	20.0	945	10.17	14.52	472	7.49	9.27	313	5.59	6.68	—	—	—	—	—	—
3.75	8.0	30.0	+	+	+	467	13.80	16.08	309	10.33	11.66	—	—	—	—	—	—
3.78	3.6	13.6	926	2.80	6.20	463	2.55	4.09	307	2.05	3.02	—	—	—	—	11.8	16.6
3.79	6.6	25.0	924	13.71	18.95	462	10.53	12.52	306	7.83	9.02	—	—	—	—	—	—
3.81	4.2	16.0	919	5.51	9.18	459	4.25	5.86	304	3.25	4.26	—	—	—	—	—	13.8
ARC-LENGTH CORRECTION FACTOR												0.0	0.0	0.0	0.0	0.74	0.82
3.83	4.8	18.4	913	7.97	11.95	457	5.90	7.59	303	4.43	5.48	—	—	—	—	—	—
3.85	4.0	15.4	909	4.63	8.21	455	3.69	5.28	301	2.86	3.85	—	—	—	—	—	14.5
3.85	5.2	20.0	910	9.47	13.69	455	6.97	8.72	302	5.20	6.28	—	—	—	—	—	—
3.91	6.4	25.0	896	13.21	18.28	448	10.04	11.99	297	7.46	8.64	—	—	—	—	—	—
4.00	3.4	13.6	875	1.85	5.17	437	1.98	3.49	290	1.64	2.60	—	—	—	—	12.0	16.8
ARC-LENGTH CORRECTION FACTOR												0.0	0.0	0.0	0.0	0.74	0.82
4.00	4.0	16.0	875	4.63	8.21	438	3.69	5.28	290	2.86	3.85	—	—	—	—	—	13.9
4.00	4.6	18.4	875	7.18	11.05	437	5.35	7.02	290	4.04	5.08	—	—	—	—	—	—
4.00	5.0	20.0	875	8.74	12.83	438	6.44	8.16	290	4.82	5.88	—	—	—	—	—	—
4.03	6.2	25.0	868	12.67	17.58	434	9.54	11.46	288	7.09	8.25	—	—	—	—	—	—
4.04	9.4	38.0	+	+	+	433	16.75	19.37	287	12.71	14.19	—	—	—	—	—	—
ARC-LENGTH CORRECTION FACTOR												0.0	0.0	0.0	0.0	0.0	0.77
4.05	3.8	15.4	864	3.73	7.22	432	3.13	4.69	286	2.46	3.44	—	—	—	—	—	14.7
4.05	7.4	30.0	+	+	+	432	12.43	14.58	286	9.27	10.54	—	—	—	—	—	—
4.17	4.8	20.0	840	7.97	11.96	420	5.90	7.59	278	4.43	5.48	—	—	—	—	—	—
4.17	6.0	25.0	840	12.10	16.86	420	9.04	10.92	278	6.72	7.86	—	—	—	—	—	—
4.18	4.4	18.4	837	6.36	10.13	418	4.81	6.44	277	3.65	4.67	—	—	—	—	—	—
ARC-LENGTH CORRECTION FACTOR												0.0	0.0	0.0	0.0	0.0	0.78
4.21	3.8	16.0	831	3.73	7.22	416	3.13	4.69	275	2.46	3.44	—	—	—	—	—	14.0
4.28	3.6	15.4	818	2.80	6.21	409	2.56	4.09	271	2.05	3.02	—	—	—	—	—	14.8
4.29	7.0	30.0	817	14.62	20.20	408	11.50	13.56	271	8.56	9.79	—	—	—	—	—	—
4.31	5.8	25.0	812	11.49	16.11	406	8.53	10.38	269	6.34	7.47	—	—	—	—	—	—
4.35	4.6	20.0	805	7.18	11.05	402	5.36	7.02	267	4.04	5.08	—	—	—	—	—	—
ARC-LENGTH CORRECTION FACTOR												0.0	0.0	0.0	0.0	0.0	0.78
4.38	4.2	18.4	799	5.51	9.18	399	4.25	5.86	265	3.26	4.26	—	—	—	—	—	—
4.41	6.8	30.0	793	14.19	19.59	397	11.02	13.04	263	8.19	9.41	—	—	—	—	—	—
4.42	8.6	38.0	+	+	+	396	15.10	17.52	263	11.37	12.76	—	—	—	—	—	—
4.44	3.6	16.0	787	2.80	6.21	394	2.56	4.09	261	2.05	3.02	—	—	—	—	—	14.1
4.46	5.6	25.0	784	10.85	15.33	392	8.02	9.83	260	5.97	7.08	—	—	—	—	—	—
ARC-LENGTH CORRECTION FACTOR												0.0	0.0	0.0	0.0	0.0	0.77
4.53	3.4	15.4	773	1.85	5.18	386	1.98	3.49	256	1.65	2.61	—	—	—	—	—	14.9
4.55	4.4	20.0	770	6.36	10.13	385	4.81	6.44	255	3.65	4.67	—	—	—	—	—	—
4.55	6.6	30.0	770	13.72	18.95	385	10.53	12.52	255	7.83	9.02	—	—	—	—	—	—
4.60	4.0	18.4	761	4.64	8.21	380	3.69	5.28	252	2.86	3.85	—	—	—	—	—	—
4.63	5.4	25.0	756	10.18	14.52	378	7.50	9.28	251	5.59	6.68	—	—	—	—	—	—
ARC-LENGTH CORRECTION FACTOR												0.0	0.0	0.0	0.0	0.0	0.78

B = STANDARD V-BELT
 BX = COGGED/NOTCHED V-BELT
 + IF RIM SPEED EXCEEDS 6500 FEET PER MINUTE, CONSULT *Martin*.



Stock Drive Selection **B**

Nominal Center Distances And Arc-Length Correction Factor																Sheave Combination		Speed Ratio
B/BX Belt Length Designation																DriveR P. D.	DriveN P. D.	
68	75	81	85	90	97	105	112	120	128	158	180	195	210	240	300			
14.8	18.6	21.7	23.8	26.4	30.0	34.1	37.6	41.7	45.7	60.9	71.9	79.4	87.0	101.2	131.3	5.4	18.4	3.41
21.9	25.5	28.5	30.5	33.0	36.6	40.6	44.1	48.1	52.1	67.2	78.2	85.7	93.2	107.5	137.5	3.6	12.4	3.44
—	16.6	19.9	22.0	24.6	28.2	32.4	35.9	40.0	44.1	59.2	70.3	77.8	85.3	99.6	129.7	5.8	20.0	3.45
17.8	21.5	24.6	26.6	29.2	32.7	36.8	40.3	44.4	48.4	63.5	74.5	82.0	89.5	103.8	133.8	4.6	16.0	3.48
—	—	—	—	—	—	—	24.2	28.6	32.8	48.4	59.6	67.2	74.8	89.2	119.4	8.6	30.0	3.49
0.88	0.91	0.93	0.95	0.96	0.99	1.01	1.03	1.05	1.06	1.12	1.16	1.18	1.20	1.23	1.29			
18.5	22.2	25.3	27.3	29.8	33.4	37.4	41.0	45.0	49.0	64.1	75.1	82.7	90.2	104.5	134.5	4.4	15.4	3.50
14.9	18.7	21.9	24.0	26.5	30.1	34.2	37.8	41.8	45.9	61.0	72.1	79.6	87.1	101.4	131.4	5.2	18.4	3.54
—	16.7	20.0	22.1	24.7	28.4	32.5	36.1	40.1	44.2	59.4	70.4	78.0	85.5	99.8	129.8	5.6	20.0	3.57
—	—	—	—	18.6	22.5	26.8	30.4	34.6	38.7	54.0	65.1	72.7	80.3	94.6	124.7	7.0	25.0	3.57
20.7	24.2	27.3	29.3	31.9	35.4	39.4	43.0	47.0	51.0	66.1	77.1	84.6	92.1	106.4	136.4	3.8	13.6	3.58
0.87	0.90	0.92	0.94	0.96	0.98	1.00	1.02	1.04	1.06	1.12	1.15	1.18	1.20	1.23	1.29			
17.9	21.6	24.7	26.7	29.3	32.9	36.9	40.5	44.5	48.5	63.6	74.7	82.2	89.7	104.0	134.0	4.4	16.0	3.64
22.0	25.6	28.6	30.7	33.2	36.7	40.7	44.3	48.3	52.3	67.3	78.4	85.9	93.4	107.5	137.7	3.4	12.4	3.65
18.7	22.3	25.4	27.4	30.0	33.5	37.6	41.1	45.2	49.2	64.3	75.3	82.8	90.3	104.6	134.6	4.2	15.4	3.67
15.0	18.8	22.0	24.1	26.7	30.3	34.4	37.9	42.0	46.0	61.2	72.2	79.7	87.3	101.6	131.6	5.0	18.4	3.68
—	—	—	—	18.7	22.6	26.9	30.6	34.7	38.9	54.2	65.3	72.9	80.4	94.7	124.8	6.8	25.0	3.68
0.88	0.91	0.93	0.95	0.96	0.98	1.01	1.03	1.04	1.06	1.12	1.16	1.18	1.20	1.23	1.29			
—	16.9	20.1	22.3	24.9	28.5	32.6	36.2	40.3	44.4	59.5	70.6	78.1	85.6	99.9	130.0	5.4	20.0	3.70
—	—	—	—	—	—	—	24.6	29.0	33.2	48.8	60.0	67.7	75.3	89.6	119.8	8.0	30.0	3.75
20.8	24.4	27.4	29.5	32.0	35.5	39.6	43.1	47.1	51.1	66.2	77.2	84.7	92.3	106.5	136.5	3.6	13.6	3.78
—	—	—	—	18.8	22.7	27.0	30.7	34.9	39.0	54.3	65.4	73.0	80.6	94.9	125.0	6.6	25.0	3.79
18.1	21.7	24.8	26.9	29.4	33.0	37.1	40.6	44.6	48.7	63.8	74.8	82.3	89.8	104.1	134.2	4.2	16.0	3.81
0.86	0.90	0.92	0.94	0.96	0.98	1.00	1.02	1.04	1.06	1.12	1.15	1.17	1.19	1.23	1.29			
15.2	19.0	22.1	24.2	26.8	30.4	34.5	38.1	42.1	46.2	61.3	72.4	79.9	87.4	101.7	131.8	4.8	18.4	3.83
18.8	22.4	25.5	27.6	30.1	33.7	37.7	41.3	45.3	49.3	64.4	75.4	83.0	90.5	104.8	134.8	4.0	15.4	3.85
—	17.0	20.3	22.4	25.0	28.7	32.8	36.4	40.4	44.5	59.6	70.7	78.3	85.8	100.1	130.1	5.2	20.0	3.85
—	—	—	—	19.0	22.8	27.1	30.8	35.0	39.1	54.4	65.6	73.1	80.7	95.0	125.1	6.4	25.0	3.91
20.9	24.5	27.6	29.6	32.1	35.7	39.7	43.2	47.3	51.3	66.4	77.4	84.9	92.4	106.7	136.7	3.4	13.6	4.00
0.86	0.90	0.92	0.94	0.96	0.98	1.00	1.02	1.04	1.06	1.12	1.15	1.17	1.19	1.23	1.29			
18.2	21.9	25.0	27.0	29.6	33.1	37.2	40.8	44.8	48.8	63.9	75.0	82.5	90.0	104.3	134.3	4.0	16.0	4.00
15.3	19.1	22.3	24.4	27.0	30.6	34.6	38.2	42.3	46.3	61.4	72.5	80.0	87.6	101.9	131.9	4.6	18.4	4.00
—	17.1	20.4	22.5	25.1	28.8	32.9	36.5	40.6	44.6	59.8	70.9	78.4	85.9	100.2	130.3	5.0	20.0	4.00
—	—	—	—	19.1	23.0	27.3	31.0	35.1	39.3	54.6	65.7	73.3	80.8	95.2	125.3	6.2	25.0	4.03
—	—	—	—	—	—	—	—	—	—	40.1	51.7	59.5	67.1	81.7	112.0	9.4	38.0	4.04
0.84	0.88	0.91	0.92	0.94	0.97	0.99	1.01	1.03	1.05	1.11	1.15	1.17	1.19	1.23	1.29			
18.9	22.6	25.7	27.7	30.3	33.8	37.9	41.4	45.5	49.5	64.6	75.6	83.1	90.6	104.9	134.9	3.8	15.4	4.05
—	—	—	—	—	—	21.0	25.0	29.4	33.6	49.2	60.5	68.1	75.7	90.1	120.2	7.4	30.0	4.05
—	17.2	20.5	22.6	25.3	28.9	33.0	36.6	40.7	44.8	59.9	71.0	78.6	86.1	100.4	130.5	4.8	20.0	4.17
—	—	—	—	19.2	23.1	27.4	31.1	35.3	39.4	54.7	65.9	73.4	81.0	95.3	125.4	6.0	25.0	4.17
15.4	19.2	22.4	24.5	27.1	30.7	34.8	38.4	42.4	46.5	61.6	72.7	80.2	87.7	102.0	132.1	4.4	18.4	4.18
0.84	0.88	0.91	0.93	0.95	0.97	0.99	1.01	1.03	1.05	1.11	1.15	1.17	1.19	1.23	1.29			
18.3	22.0	25.1	27.2	29.7	33.3	37.4	40.9	44.9	49.0	64.1	75.1	82.6	90.1	104.4	134.5	3.8	16.0	4.21
19.1	22.7	25.8	27.9	30.4	34.0	38.0	41.6	45.6	49.6	64.7	75.7	83.3	90.8	105.1	135.1	3.6	15.4	4.28
—	—	—	—	—	—	21.2	25.2	29.6	33.9	49.5	60.8	68.4	76.0	90.4	120.5	7.0	30.0	4.29
—	—	—	—	19.3	23.2	27.5	31.2	35.4	39.5	54.9	66.0	73.6	81.1	95.5	125.6	5.8	25.0	4.31
—	17.4	20.6	22.8	25.4	29.1	33.2	36.8	40.9	44.9	60.1	71.2	78.7	86.2	100.5	130.6	4.6	20.0	4.35
0.84	0.88	0.91	0.93	0.94	0.97	0.99	1.01	1.03	1.05	1.11	1.15	1.17	1.19	1.23	1.29			
15.5	19.3	22.5	24.6	27.2	30.8	34.9	38.5	42.6	46.6	61.7	72.8	80.3	87.9	102.2	132.2	4.2	18.4	4.38
—	—	—	—	—	—	21.3	25.3	29.7	34.0	49.6	60.9	68.5	76.1	90.5	120.7	6.8	30.0	4.41
—	—	—	—	—	—	—	—	—	—	40.6	52.2	60.0	67.7	82.2	112.6	8.6	38.0	4.42
18.5	22.1	25.2	27.3	29.9	33.4	37.5	41.0	45.1	49.1	64.2	75.3	82.8	90.3	104.6	134.6	3.6	16.0	4.44
—	—	—	—	19.4	23.4	27.7	31.4	35.5	39.7	55.0	66.2	73.7	81.3	95.6	125.7	5.6	25.0	4.46
0.83	0.87	0.90	0.92	0.94	0.97	0.99	1.01	1.03	1.05	1.11	1.15	1.17	1.19	1.22	1.28			
19.2	22.8	25.9	28.0	30.5	34.1	38.2	41.7	45.7	49.8	64.9	75.9	83.4	90.9	105.2	135.3	3.4	15.4	4.53
—	17.5	20.8	22.9	25.5	29.2	33.3	36.9	41.0	45.1	60.2	71.3	78.9	86.4	100.7	130.8	4.4	20.0	4.55
—	—	—	—	—	—	21.5	25.5	29.9	34.2	49.8	61.0	68.7	76.3	90.6	120.8	6.6	30.0	4.55
15.7	19.5	22.7	24.8	27.4	31.0	35.1	38.6	42.7	46.8	61.9	73.0	80.5	88.0	102.3	132.4	4.0	18.4	4.60
—	—	—	—	19.6	23.5	27.8	31.5	35.7	39.8	55.2	66.3	73.9	81.4	95.8	125.9	5.4	25.0	4.63
0.84	0.88	0.91	0.92	0.94	0.97	0.99	1.01	1.03	1.05	1.11	1.15	1.17	1.19	1.23	1.29			

FOR BELT SIZES NOT SHOWN, INTERPOLATE FOR ADDITIONAL CENTER DISTANCE.

V-BELT DRIVES

B Stock Drive Selection



V-BELT DRIVES

Speed Ratio	Sheave Combination		DriveN Speeds and HP Per Belt									Nominal Center Distance And Arc-Length Correction Factors					
			3500 RPM DriveR			1750 RPM DriveR			1160 RPM DriveR			B/BX Belt Length Designation					
	DriveR P.D.	DriveN P.D.	DriveN RPM	HP Per Belt B	HP Per Belt BX	DriveN RPM	HP Per Belt B	HP Per Belt BX	DriveN RPM	HP Per Belt B	HP Per Belt BX	35	38	42	46	51	60
4.69	6.4	30.0	747	13.22	18.28	373	10.04	11.99	247	7.46	8.64	—	—	—	—	—	—
4.71	3.4	16.0	744	1.85	5.18	372	1.98	3.49	246	1.65	2.61	—	—	—	—	—	14.3
4.75	8.0	38.0	+	+	+	368	13.80	16.08	244	10.33	11.66	—	—	—	—	—	—
4.76	4.2	20.0	735	5.51	9.18	367	4.25	5.86	244	3.26	4.26	—	—	—	—	—	—
4.81	5.2	25.0	728	9.48	13.69	364	6.97	8.72	241	5.21	6.29	—	—	—	—	—	—
ARC-LENGTH CORRECTION FACTOR												0.0	0.0	0.0	0.0	0.0	0.77
4.84	3.8	18.4	723	3.73	7.22	361	3.13	4.69	240	2.46	3.44	—	—	—	—	—	—
4.84	6.2	30.0	723	12.68	17.59	362	9.54	11.46	240	7.09	8.25	—	—	—	—	—	—
5.00	4.0	20.0	700	4.64	8.21	350	3.70	5.28	232	2.86	3.85	—	—	—	—	—	—
5.00	5.0	25.0	700	8.74	12.84	350	6.44	8.16	232	4.82	5.89	—	—	—	—	—	—
5.00	6.0	30.0	700	12.11	16.86	350	9.04	10.92	232	6.72	7.86	—	—	—	—	—	—
ARC-LENGTH CORRECTION FACTOR												0.0	0.0	0.0	0.0	0.0	0.0
5.11	3.6	18.4	685	2.81	6.21	342	2.56	4.09	227	2.05	3.02	—	—	—	—	—	—
5.14	7.4	38.0	+	+	+	341	12.44	14.58	226	9.27	10.54	—	—	—	—	—	—
5.17	5.8	30.0	677	11.50	16.11	338	8.53	10.38	224	6.35	7.47	—	—	—	—	—	—
5.21	4.8	25.0	672	7.98	11.96	336	5.90	7.59	223	4.43	5.48	—	—	—	—	—	—
5.26	3.8	20.0	665	3.74	7.22	332	3.13	4.69	220	2.46	3.44	—	—	—	—	—	—
ARC-LENGTH CORRECTION FACTOR												0.0	0.0	0.0	0.0	0.0	0.0
5.36	5.6	30.0	653	10.86	15.33	327	8.02	9.83	217	5.97	7.08	—	—	—	—	—	—
5.41	3.4	18.4	647	1.86	5.18	323	1.98	3.49	214	1.65	2.61	—	—	—	—	—	—
5.43	4.6	25.0	644	7.19	11.06	322	5.36	7.02	213	4.04	5.08	—	—	—	—	—	—
5.43	7.0	38.0	645	14.62	20.21	322	11.50	13.56	214	8.56	9.79	—	—	—	—	—	—
5.56	3.6	20.0	630	2.81	6.21	315	2.56	4.09	209	2.05	3.03	—	—	—	—	—	—
ARC-LENGTH CORRECTION FACTOR												0.0	0.0	0.0	0.0	0.0	0.0
5.56	5.4	30.0	630	10.18	14.53	315	7.50	9.28	209	5.59	6.68	—	—	—	—	—	—
5.59	6.8	38.0	626	14.19	19.60	313	11.02	13.05	208	8.19	9.41	—	—	—	—	—	—
5.68	4.4	25.0	616	6.37	10.13	308	4.81	6.45	204	3.65	4.67	—	—	—	—	—	—
5.76	6.6	38.0	608	13.73	18.96	304	10.53	12.52	201	7.83	9.02	—	—	—	—	—	—
5.77	5.2	30.0	607	9.48	13.70	303	6.97	8.72	201	5.21	6.29	—	—	—	—	—	—
ARC-LENGTH CORRECTION FACTOR												0.0	0.0	0.0	0.0	0.0	0.0
5.88	3.4	20.0	595	1.86	5.18	297	1.98	3.49	197	1.65	2.61	—	—	—	—	—	—
5.94	6.4	38.0	589	13.22	18.29	295	10.04	11.99	195	7.46	8.64	—	—	—	—	—	—
5.95	4.2	25.0	588	5.52	9.19	294	4.26	5.87	195	3.26	4.27	—	—	—	—	—	—
6.00	5.0	30.0	583	8.75	12.84	292	6.44	8.16	193	4.82	5.89	—	—	—	—	—	—
6.13	6.2	38.0	571	12.68	17.59	286	9.55	11.46	189	7.09	8.25	—	—	—	—	—	—
ARC-LENGTH CORRECTION FACTOR												0.0	0.0	0.0	0.0	0.0	0.0
6.25	4.0	25.0	560	4.64	8.22	280	3.70	5.28	186	2.86	3.86	—	—	—	—	—	—
6.25	4.8	30.0	560	7.98	11.96	280	5.90	7.59	186	4.44	5.49	—	—	—	—	—	—
6.33	6.0	38.0	553	12.11	16.87	276	9.04	10.92	183	6.72	7.86	—	—	—	—	—	—
6.52	4.6	30.0	537	7.19	11.06	268	5.36	7.02	178	4.05	5.08	—	—	—	—	—	—
6.55	5.8	38.0	534	11.50	16.11	267	8.53	10.38	177	6.35	7.47	—	—	—	—	—	—
ARC-LENGTH CORRECTION FACTOR												0.0	0.0	0.0	0.0	0.0	0.0
6.58	3.8	25.0	532	3.74	7.23	266	3.13	4.69	176	2.46	3.44	—	—	—	—	—	—
6.79	5.6	38.0	516	10.86	15.33	258	8.02	9.83	171	5.97	7.08	—	—	—	—	—	—
6.82	4.4	30.0	513	6.37	10.14	257	4.81	6.45	170	3.65	4.68	—	—	—	—	—	—
6.94	3.6	25.0	504	2.81	6.22	252	2.56	4.10	167	2.05	3.03	—	—	—	—	—	—
7.04	5.4	38.0	497	10.19	14.53	249	7.50	9.28	165	5.59	6.68	—	—	—	—	—	—
ARC-LENGTH CORRECTION FACTOR												0.0	0.0	0.0	0.0	0.0	0.0
7.14	4.2	30.0	490	5.52	9.19	245	4.26	5.87	162	3.26	4.27	—	—	—	—	—	—
7.31	5.2	38.0	479	9.48	13.70	239	6.97	8.72	159	5.21	6.29	—	—	—	—	—	—
7.35	3.4	25.0	476	1.86	5.18	238	1.98	3.50	158	1.65	2.61	—	—	—	—	—	—
7.50	4.0	30.0	467	4.64	8.22	233	3.70	5.28	155	2.86	3.86	—	—	—	—	—	—
7.60	5.0	38.0	461	8.75	12.84	230	6.44	8.16	153	4.82	5.89	—	—	—	—	—	—
ARC-LENGTH CORRECTION FACTOR												0.0	0.0	0.0	0.0	0.0	0.0
7.89	3.8	30.0	443	3.74	7.23	222	3.13	4.69	147	2.46	3.44	—	—	—	—	—	—
7.92	4.8	38.0	442	7.98	11.97	221	5.90	7.59	147	4.44	5.49	—	—	—	—	—	—
8.26	4.6	38.0	424	7.19	11.06	212	5.36	7.02	140	4.05	5.08	—	—	—	—	—	—
8.33	3.6	30.0	420	2.81	6.22	210	2.56	4.10	139	2.06	3.03	—	—	—	—	—	—
8.64	4.4	38.0	405	6.37	10.14	203	4.81	6.45	134	3.65	4.68	—	—	—	—	—	—
ARC-LENGTH CORRECTION FACTOR												0.0	0.0	0.0	0.0	0.0	0.0

B = STANDARD V-BELT
 BX = COGGED/NOTCHED V-BELT
 + IF RIM SPEED EXCEEDS 6500 FEET PER MINUTE, CONSULT *Martin*.



Stock Drive Selection **B**

V-BELT DRIVES

Nominal Center Distances And Arc-Length Correction Factor																Sheave Combination		Speed Ratio
B/BX Belt Length Designation																DriveR P. D.	DriveN P. D.	
68	75	81	85	90	97	105	112	120	128	158	180	195	210	240	300			
—	—	—	—	—	—	21.6	25.6	30.0	34.3	49.9	61.2	68.8	76.4	90.8	121.0	6.4	30.0	4.69
18.6	22.3	25.4	27.4	30.0	33.6	37.6	41.2	45.2	49.3	64.4	75.4	82.9	90.4	104.7	134.8	3.4	16.0	4.71
—	—	—	—	—	—	—	—	—	—	41.0	52.6	60.4	68.1	82.7	113.0	8.0	38.0	4.75
—	17.6	20.9	23.0	25.7	29.3	33.5	37.1	41.1	45.2	60.4	71.5	79.0	86.5	100.8	130.9	4.2	20.0	4.76
—	—	—	—	19.7	23.6	27.9	31.6	35.8	40.0	55.3	66.4	74.0	81.6	95.9	126.0	5.2	25.0	4.81
0.83	0.87	0.90	0.92	0.94	0.96	0.99	1.01	1.03	1.05	1.11	1.15	1.17	1.19	1.22	1.28			
15.8	19.6	22.8	24.9	27.5	31.1	35.2	38.8	42.8	46.9	62.0	73.1	80.6	88.2	102.5	132.5	3.8	18.4	4.84
—	—	—	—	—	—	21.7	25.7	30.1	34.4	50.1	61.3	68.9	76.5	90.9	121.1	6.2	30.0	4.84
—	17.7	21.0	23.2	25.8	29.5	33.6	37.2	41.3	45.3	60.5	71.6	79.1	86.7	101.0	131.1	4.0	20.0	5.00
—	—	—	—	19.8	23.7	28.1	31.8	35.9	40.1	55.4	66.6	74.2	81.7	96.1	126.2	5.0	25.0	5.00
—	—	—	—	—	—	21.8	25.8	30.2	34.5	50.2	61.5	69.1	76.7	91.1	121.3	6.0	30.0	5.00
0.78	0.84	0.88	0.90	0.92	0.95	0.98	1.00	1.02	1.04	1.10	1.14	1.16	1.19	1.22	1.28			
15.9	19.7	22.9	25.0	27.6	31.2	35.3	38.9	43.0	47.0	62.2	73.2	80.8	88.3	102.6	132.7	3.6	18.4	5.11
—	—	—	—	—	—	—	—	—	—	41.4	53.0	60.8	68.5	83.1	113.5	7.4	38.0	5.14
—	—	—	—	—	—	21.9	26.0	30.4	34.7	50.3	61.6	69.2	76.8	91.2	121.4	5.8	30.0	5.17
—	—	—	17.0	19.9	23.9	28.2	31.9	36.1	40.2	55.6	66.7	74.3	81.9	96.2	126.3	4.8	25.0	5.21
—	17.9	21.2	23.3	25.9	29.6	33.7	37.3	41.4	45.5	60.7	71.8	79.3	86.8	101.1	131.2	3.8	20.0	5.26
0.78	0.84	0.88	0.90	0.92	0.95	0.98	1.00	1.02	1.04	1.10	1.14	1.16	1.18	1.22	1.28			
—	—	—	—	—	—	22.1	26.1	30.5	34.8	50.5	61.7	69.4	77.0	91.4	121.6	5.6	30.0	5.36
16.0	19.9	23.1	25.2	27.8	31.4	35.5	39.1	43.1	47.2	62.3	73.4	80.9	88.5	102.8	132.8	3.4	18.4	5.41
—	—	—	17.1	20.1	24.0	28.3	32.0	36.2	40.4	55.7	66.9	74.5	82.0	96.4	126.5	4.6	25.0	5.43
—	—	—	—	—	—	—	—	—	—	41.7	53.3	61.1	68.8	83.4	113.8	7.0	38.0	5.43
14.0	18.0	21.3	23.4	26.1	29.7	33.9	37.5	41.6	45.6	60.8	71.9	79.4	87.0	101.3	131.4	3.6	20.0	5.56
0.78	0.84	0.88	0.90	0.92	0.95	0.98	1.00	1.02	1.04	1.10	1.14	1.16	1.18	1.22	1.28			
—	—	—	—	—	—	22.2	26.2	30.6	34.9	50.6	61.9	69.5	77.1	91.5	121.7	5.4	30.0	5.56
—	—	—	—	—	—	—	—	—	24.8	41.8	53.4	61.2	68.9	83.5	113.9	6.8	38.0	5.59
—	—	—	17.2	20.2	24.1	28.4	32.2	36.3	40.5	55.9	67.0	74.6	82.2	96.5	126.6	4.4	25.0	5.68
—	—	—	—	—	—	—	—	—	24.9	41.9	53.6	61.4	69.1	83.6	114.0	6.6	38.0	5.76
—	—	—	—	—	—	22.3	26.3	30.8	35.1	50.7	62.0	69.7	77.3	91.7	121.9	5.2	30.0	5.77
0.0	0.0	0.0	0.76	0.82	0.87	0.92	0.95	0.98	1.01	1.08	1.12	1.15	1.17	1.21	1.27			
14.1	18.1	21.4	23.6	26.2	29.9	34.0	37.6	41.7	45.8	61.0	72.0	79.6	87.1	101.4	131.5	3.4	20.0	5.88
—	—	—	—	—	—	—	—	—	25.0	42.1	53.7	61.5	69.2	83.8	114.2	6.4	38.0	5.94
—	—	—	17.3	20.3	24.2	28.6	32.3	36.5	40.6	56.0	67.2	74.7	82.3	96.7	126.8	4.2	25.0	5.95
—	—	—	—	—	—	22.4	26.5	30.9	35.2	50.9	62.2	69.8	77.4	91.8	122.0	5.0	30.0	6.00
—	—	—	—	—	—	—	—	—	25.2	42.2	53.8	61.6	69.4	83.9	114.3	6.2	38.0	6.13
0.72	0.80	0.85	0.88	0.90	0.93	0.96	0.99	1.01	1.03	1.10	1.14	1.16	1.18	1.22	1.28			
—	—	—	17.5	20.4	24.4	28.7	32.4	36.6	40.8	56.1	67.3	74.9	82.5	96.8	126.9	4.0	25.0	6.25
—	—	—	—	—	—	22.5	26.6	31.0	35.3	51.0	62.3	69.9	77.5	92.0	122.2	4.8	30.0	6.25
—	—	—	—	—	—	—	—	—	25.3	42.3	54.0	61.8	69.5	84.1	114.5	6.0	38.0	6.33
—	—	—	—	—	—	22.7	26.7	31.1	35.5	51.1	62.4	70.1	77.7	92.1	122.3	4.6	30.0	6.52
—	—	—	—	—	—	—	—	—	25.4	42.4	54.1	61.9	69.6	84.2	114.6	5.8	38.0	6.55
0.0	0.0	0.0	0.76	0.82	0.87	0.92	0.95	0.98	1.00	1.08	1.12	1.15	1.17	1.21	1.27			
—	—	—	17.6	20.5	24.5	28.8	32.6	36.8	40.9	56.3	67.4	75.0	82.6	97.0	127.1	3.8	25.0	6.58
—	—	—	—	—	—	—	—	—	25.5	42.6	54.2	62.0	69.8	84.4	114.8	5.6	38.0	6.79
—	—	—	—	—	—	22.8	26.8	31.3	35.6	51.3	62.6	70.2	77.8	92.2	122.5	4.4	30.0	6.82
—	—	—	17.7	20.7	24.6	29.0	32.7	36.9	41.0	56.4	67.6	75.2	82.7	97.1	127.2	3.6	25.0	6.94
—	—	—	—	—	—	—	—	—	25.6	42.7	54.4	62.2	69.9	84.5	114.9	5.4	38.0	7.04
0.0	0.0	0.0	0.75	0.81	0.87	0.92	0.95	0.98	1.00	1.08	1.12	1.15	1.17	1.21	1.27			
—	—	—	—	—	—	22.9	27.0	31.4	35.7	51.4	62.7	70.4	78.0	92.4	122.6	4.2	30.0	7.14
—	—	—	—	—	—	—	—	—	25.7	42.8	54.5	62.3	70.1	84.6	115.1	5.2	38.0	7.31
—	—	—	17.8	20.8	24.7	29.1	32.8	37.0	41.2	56.6	67.7	75.3	82.9	97.2	127.4	3.4	25.0	7.35
—	—	—	—	—	—	23.0	27.1	31.5	35.8	51.6	62.9	70.5	78.1	92.5	122.8	4.0	30.0	7.50
—	—	—	—	—	—	—	—	—	25.9	43.0	54.6	62.4	70.2	84.8	115.2	5.0	38.0	7.60
0.0	0.0	0.0	0.75	0.81	0.87	0.91	0.95	0.98	1.00	1.08	1.12	1.15	1.17	1.21	1.27			
—	—	—	—	—	—	23.1	27.2	31.6	36.0	51.7	63.0	70.6	78.3	92.7	122.9	3.8	30.0	7.89
—	—	—	—	—	—	—	—	—	26.0	43.1	54.8	62.6	70.3	84.9	115.3	4.8	38.0	7.92
—	—	—	—	—	—	—	—	—	26.1	43.2	54.9	62.7	70.5	85.1	115.5	4.6	38.0	8.26
—	—	—	—	—	—	23.3	27.3	31.8	36.1	51.8	63.1	70.8	78.4	92.8	123.1	3.6	30.0	8.33
—	—	—	—	—	—	—	—	—	26.6	43.3	55.0	62.9	70.6	85.2	115.6	4.4	38.0	8.64
0.0	0.0	0.0	0.0	0.0	0.0	0.82	0.88	0.92	0.96	1.06	1.10	1.13	1.16	1.20	1.26			

FOR BELT SIZES NOT SHOWN, INTERPOLATE FOR ADDITIONAL CENTER DISTANCE.

B Stock Drive Selection



V-BELT DRIVES

Speed Ratio	Sheave Combination		DriveN Speeds and HP Per Belt									Nominal Center Distance And Arc-Length Correction Factors					
			3500 RPM DriveR			1750 RPM DriveR			1160 RPM DriveR			B/BX Belt Length Designation					
	DriveR P.D.	DriveN P.D.	DriveN RPM	HP Per Belt B	HP Per Belt BX	DriveN RPM	HP Per Belt B	HP Per Belt BX	DriveN RPM	HP Per Belt B	HP Per Belt BX	35	38	42	46	51	60
8.82	3.4	30.0	397	1.86	5.19	198	1.98	3.50	131	1.65	2.61	—	—	—	—	—	—
9.05	4.2	38.0	387	5.52	9.19	193	4.26	5.87	128	3.26	4.27	—	—	—	—	—	—
9.50	4.0	38.0	368	4.64	8.22	184	3.70	5.28	122	2.86	3.89	—	—	—	—	—	—
10.00	3.8	38.0	350	3.74	7.23	175	3.13	4.69	116	2.46	3.44	—	—	—	—	—	—
10.56	3.6	38.0	332	2.82	6.22	166	2.56	4.10	110	2.06	3.03	—	—	—	—	—	—
ARC-LENGTH CORRECTION FACTOR												0.0	0.0	0.0	0.0	0.0	0.0
11.18	3.4	38.0	313	1.86	5.19	157	1.99	3.50	104	1.65	2.61	—	—	—	—	—	—
ARC-LENGTH CORRECTION FACTOR												0.0	0.0	0.0	0.0	0.0	0.0

B = STANDARD V-BELT
 BX = COGGED/NOTCHED V-BELT
 + IF RIM SPEED EXCEEDS 6500 FEET PER MINUTE, CONSULT *Martin*.



Stock Drive Selection **B**

Nominal Center Distances And Arc-Length Correction Factor																Sheave Combination		Speed Ratio
B/BX Belt Length Designation																DriveR P.D.	DriveN P.D.	
68	75	81	85	90	97	105	112	120	128	158	180	195	210	240	300			
—	—	—	—	—	—	23.4	27.4	31.9	36.2	52.0	63.3	70.9	78.5	93.0	123.2	3.4	30.0	8.82
—	—	—	—	—	—	—	—	—	26.3	43.5	55.2	63.0	70.7	85.3	115.8	4.2	38.0	9.05
—	—	—	—	—	—	—	—	—	26.5	43.6	55.3	63.1	70.9	85.5	115.9	4.0	38.0	9.50
—	—	—	—	—	—	—	—	—	26.6	43.7	55.4	63.3	71.0	85.6	116.1	3.8	38.0	10.00
—	—	—	—	—	—	—	—	—	26.7	43.9	55.6	63.4	71.1	85.8	116.2	3.6	38.0	10.56
0.0	0.0	0.0	0.0	0.0	0.0	0.82	0.88	0.92	0.96	1.05	1.10	1.13	1.15	1.19	1.26			
—	—	—	—	—	—	—	—	—	26.8	44.0	55.7	63.5	71.3	85.9	116.3	3.4	38.0	11.18
0.0	0.0	0.0	0.0	0.0	0.0	0.0	0.0	0.0	0.80	0.99	1.06	1.10	1.13	1.17	1.25			

FOR BELT SIZES NOT SHOWN, INTERPOLATE FOR ADDITIONAL CENTER DISTANCE.

V-BELT DRIVES

C Stock Drive Selection



V-BELT DRIVES

Speed Ratio	Sheave Combination		DriveN Speeds and HP Per Belt									Nominal Center Distance And Arc-Length Correction Factors					
			1750 RPM DriveR			1160 RPM DriveR			870 RPM DriveR								
	DriveR P.D.	DriveN P.D.	DriveN RPM	HP Per Belt C	HP Per Belt CX	DriveN RPM	HP Per Belt C	HP Per Belt CX	DriveN RPM	HP Per Belt C	HP Per Belt CX	C/CX Belt Length Designation					
												51	60	68	75	81	85
1.00	5.0	5.0	1750	2.03	6.39	1160	2.24	5.05	870	2.10	4.17	19.1	23.6	27.6	31.1	34.1	36.1
1.00	5.5	5.5	1750	4.24	8.67	1160	3.84	6.68	870	3.35	5.45	18.3	22.8	26.8	30.3	33.3	35.3
1.00	6.0	6.0	1750	6.39	10.90	1160	5.42	8.29	870	4.59	6.70	17.5	22.0	26.0	29.5	32.5	34.5
1.00	7.0	7.0	1750	10.51	15.20	1160	8.49	11.44	870	7.02	9.18	16.0	20.5	24.5	28.0	31.0	33.0
1.00	7.5	7.5	1750	12.47	17.27	1160	9.99	12.98	870	8.21	10.39	15.2	19.7	23.7	27.2	30.2	32.2
ARC-LENGTH CORRECTION FACTOR												0.77	0.81	0.84	0.86	0.87	0.88
1.00	8.0	8.0	1750	14.37	19.28	1160	11.46	14.50	870	9.39	11.60	14.4	18.9	22.9	26.4	29.4	31.4
1.00	8.5	8.5	1750	16.20	21.24	1160	12.91	16.00	870	10.56	12.79	13.6	18.1	22.1	25.6	28.6	30.6
1.00	9.0	9.0	1750	17.96	23.14	1160	14.33	17.47	870	11.71	13.97	12.8	17.3	21.3	24.8	27.8	29.8
1.00	9.5	9.5	1750	19.65	24.98	1160	15.73	18.92	870	12.84	15.14	12.0	16.5	20.5	24.0	27.0	29.0
1.00	10.0	10.0	1750	21.26	26.75	1160	17.10	20.35	870	13.97	16.29	—	15.7	19.7	23.2	26.2	28.2
ARC-LENGTH CORRECTION FACTOR												0.77	0.81	0.84	0.86	0.87	0.88
1.00	10.5	10.5	1750	22.79	28.46	1160	18.44	21.76	870	15.07	17.43	—	15.0	19.0	22.5	25.5	27.5
1.00	11.0	11.0	1750	24.24	30.10	1160	19.75	23.14	870	16.17	18.56	—	—	18.2	21.7	24.7	26.7
1.00	12.0	12.0	1750	26.90	33.18	1160	22.29	25.83	870	18.31	20.78	—	—	16.6	20.1	23.1	25.1
1.00	13.0	13.0	1750	29.19	35.95	1160	24.71	28.42	870	20.39	22.95	—	—	—	18.5	21.5	23.5
1.00	14.0	14.0	1750	31.11	38.42	1160	27.00	30.90	870	22.41	25.07	—	—	—	—	20.0	22.0
ARC-LENGTH CORRECTION FACTOR												0.0	0.81	0.84	0.86	0.87	0.88
1.00	16.0	16.0	+	+	+	1160	31.19	35.54	870	26.26	29.14	—	—	—	—	—	—
1.05	9.5	10.0	1663	20.18	25.41	1102	16.08	19.22	827	13.11	15.35	—	16.1	20.1	23.6	26.6	28.6
1.05	10.0	10.5	1667	21.79	27.19	1105	17.45	20.64	829	14.23	16.51	—	15.3	19.3	22.8	25.8	27.8
1.05	10.5	11.0	1670	23.32	28.90	1107	18.79	22.05	830	15.33	17.65	—	—	18.6	22.1	25.1	27.1
1.06	8.0	8.5	1647	14.99	19.80	1092	11.87	14.84	819	9.70	11.85	14.0	18.5	22.5	26.0	29.0	31.0
ARC-LENGTH CORRECTION FACTOR												0.77	0.81	0.83	0.85	0.87	0.88
1.06	8.5	9.0	1653	16.82	21.75	1096	13.32	16.34	822	10.86	13.04	13.2	17.7	21.7	25.2	28.2	30.2
1.06	9.0	9.5	1658	18.58	23.65	1099	14.74	17.81	824	12.01	14.22	12.4	16.9	20.9	24.4	27.4	29.4
1.07	7.0	7.5	1633	11.21	15.78	1083	8.96	11.83	812	7.37	9.47	15.6	20.1	24.1	27.6	30.6	32.6
1.07	7.5	8.0	1641	13.18	17.85	1088	10.46	13.37	816	8.56	10.68	14.8	19.3	23.3	26.8	29.8	31.8
1.08	12.0	13.0	1615	27.68	33.83	1071	22.81	26.26	803	18.70	21.10	—	—	—	19.3	22.3	24.3
ARC-LENGTH CORRECTION FACTOR												0.77	0.81	0.83	0.85	0.87	0.88
1.08	13.0	14.0	1625	29.97	36.60	1077	25.23	28.85	808	20.78	23.27	—	—	—	—	20.7	22.7
1.09	5.5	6.0	1604	5.10	9.38	1063	4.41	7.16	798	3.78	5.80	17.9	22.4	26.4	29.9	32.9	34.9
1.09	11.0	12.0	1604	25.10	30.81	1063	20.32	23.61	798	16.59	18.91	—	—	17.4	20.9	23.9	25.9
1.10	5.0	5.5	1591	2.96	7.16	1055	2.86	5.56	791	2.56	4.56	18.7	23.2	27.2	30.7	33.7	35.7
1.10	10.0	11.0	1591	22.19	27.52	1055	17.71	20.87	791	14.43	16.67	—	—	19.0	22.5	25.5	27.5
ARC-LENGTH CORRECTION FACTOR												0.77	0.81	0.83	0.85	0.87	0.88
1.11	9.0	10.0	1575	18.96	23.97	1044	14.99	18.02	783	12.20	14.83	12.0	16.5	20.5	24.0	27.0	29.0
1.11	9.5	10.5	1583	20.65	25.81	1050	16.39	19.48	787	13.34	15.55	—	15.7	19.7	23.2	26.2	28.2
1.12	8.5	9.5	1566	17.27	22.13	1038	13.62	16.58	778	11.09	13.23	12.8	17.3	21.3	24.8	27.8	29.8
1.13	7.5	8.5	1544	13.60	18.21	1024	10.74	13.60	768	8.77	10.86	14.4	18.9	22.9	26.4	29.4	31.4
1.13	8.0	9.0	1556	15.50	20.22	1031	12.21	15.12	773	9.95	12.06	13.6	18.1	22.1	25.6	28.6	30.6
ARC-LENGTH CORRECTION FACTOR												0.76	0.80	0.83	0.85	0.87	0.88
1.13	16.0	18.0	+	+	+	1031	31.94	36.16	773	26.82	29.60	—	—	—	—	—	—
1.14	7.0	8.0	1531	11.69	16.18	1015	9.28	12.09	761	7.61	9.67	15.2	19.7	23.7	27.2	30.2	32.3
1.14	10.5	12.0	1531	23.98	29.44	1015	19.22	22.41	761	15.66	17.92	—	—	17.8	21.3	24.3	26.3
1.14	14.0	16.0	1531	32.29	39.40	1015	27.79	31.56	761	23.00	25.56	—	—	—	—	—	20.4
1.16	9.5	11.0	1511	20.94	26.05	1002	16.58	19.64	751	13.49	15.67	—	15.3	19.3	22.8	25.8	27.8
ARC-LENGTH CORRECTION FACTOR												0.77	0.80	0.83	0.85	0.87	0.88
1.17	6.0	7.0	1500	7.73	12.01	994	6.31	9.03	746	5.26	7.26	16.7	21.2	25.2	28.7	31.7	33.7
1.17	9.0	10.5	1500	19.30	24.26	994	15.22	18.21	746	12.37	14.52	—	16.1	20.1	23.6	26.6	28.6
1.17	12.0	14.0	1500	28.24	34.29	994	23.18	26.57	746	18.97	21.33	—	—	—	18.5	21.5	23.5
1.18	8.5	10.0	1488	17.59	22.40	986	13.83	16.76	740	11.25	13.36	12.4	16.9	20.9	24.4	27.4	29.4
1.18	11.0	13.0	1481	25.63	31.26	982	20.67	23.91	736	16.86	19.13	—	—	16.6	20.1	23.1	25.1
ARC-LENGTH CORRECTION FACTOR												0.77	0.80	0.83	0.85	0.87	0.88
1.19	8.0	9.5	1474	15.81	20.48	977	12.41	15.29	733	10.11	12.19	13.2	17.7	21.7	25.2	28.2	30.2
1.20	5.0	6.0	1458	3.51	7.61	967	3.22	5.87	725	2.83	4.78	18.3	22.8	26.8	30.3	33.3	35.3
1.20	7.5	9.0	1458	13.95	18.50	967	10.97	13.80	725	8.95	11.00	14.0	18.5	22.5	26.0	29.0	31.0
1.20	10.0	12.0	1458	22.74	27.98	967	18.07	21.17	725	14.70	16.90	—	—	18.1	21.6	24.7	26.7
1.21	7.0	8.5	1441	12.03	16.46	955	9.50	12.28	716	7.77	9.80	14.8	19.3	23.3	26.8	29.8	31.8
ARC-LENGTH CORRECTION FACTOR												0.76	0.80	0.83	0.85	0.87	0.88

C = STANDARD V-BELT
 CX = COGGED/NOTCHED V-BELT
 + IF RIM SPEED EXCEEDS 6500 FEET PER MINUTE, CONSULT *Martin*.



Stock Drive Selection C

Nominal Center Distances And Arc-Length Correction Factor															Sheave Combination		Speed Ratio
C/CX Belt Length Designation															DriveR P.D.	DriveN P.D.	
90	96	105	112	120	128	144	158	173	180	210	240	300	360	420			
38.6	41.6	46.1	49.6	53.6	57.6	65.6	72.6	80.1	83.6	98.6	112.6	142.6	172.6	202.6	5.0	5.0	1.00
37.8	40.8	45.3	48.8	52.8	56.8	64.8	71.8	79.3	82.8	97.8	111.8	141.8	171.8	201.8	5.5	5.5	1.00
37.0	40.0	44.5	48.0	52.0	56.0	64.0	71.0	78.5	82.0	97.0	111.0	141.0	171.0	201.0	6.0	6.0	1.00
35.5	38.5	43.0	46.5	50.5	54.5	62.5	69.5	77.0	80.5	95.5	109.5	139.5	169.5	199.5	7.0	7.0	1.00
34.7	37.7	42.2	45.7	49.7	53.7	61.7	68.7	76.2	79.7	94.7	108.7	138.7	168.7	198.7	7.5	7.5	1.00
0.90	0.91	0.93	0.94	0.96	0.97	1.00	1.02	1.04	1.05	1.08	1.11	1.16	1.20	1.24			
33.9	36.9	41.4	44.9	48.9	52.9	60.9	67.9	75.4	78.9	93.9	107.9	137.9	167.9	197.9	8.0	8.0	1.00
33.1	36.1	40.6	44.1	48.1	52.1	60.1	67.1	74.6	78.1	93.1	107.1	137.1	167.1	197.1	8.5	8.5	1.00
32.3	35.3	39.8	43.3	47.3	51.3	59.3	66.3	73.8	77.3	92.3	106.3	136.3	166.3	196.3	9.0	9.0	1.00
31.5	34.5	39.0	42.5	46.5	50.5	58.5	65.5	73.0	76.5	91.5	105.5	135.5	165.5	195.5	9.5	9.5	1.00
30.7	33.7	38.2	41.7	45.7	49.7	57.7	64.7	72.2	75.7	90.7	104.7	134.7	164.7	194.7	10.0	10.0	1.00
0.90	0.91	0.93	0.94	0.96	0.97	1.00	1.02	1.04	1.05	1.08	1.11	1.16	1.20	1.24			
30.0	33.0	37.5	41.0	45.0	49.0	57.0	64.0	71.5	75.0	90.0	104.0	134.0	164.0	194.0	10.5	10.5	1.00
29.2	32.2	36.7	40.2	44.2	48.2	56.2	63.2	70.7	74.2	89.2	103.2	133.2	163.2	193.2	11.0	11.0	1.00
27.6	30.6	35.1	38.6	42.6	46.6	54.6	61.6	69.1	72.6	87.6	101.6	131.6	161.6	191.6	12.0	12.0	1.00
26.0	29.0	33.5	37.0	41.0	45.0	53.0	60.0	67.5	71.0	86.0	100.0	130.0	160.0	190.0	13.0	13.0	1.00
24.5	27.5	32.0	35.5	39.5	43.5	51.5	58.5	66.0	69.5	84.5	98.5	128.5	158.5	188.5	14.0	14.0	1.00
0.90	0.91	0.93	0.94	0.96	0.97	1.00	1.02	1.04	1.05	1.08	1.11	1.16	1.20	1.24			
21.3	24.3	28.8	32.3	36.3	40.3	48.3	55.3	62.8	66.3	81.3	95.3	125.3	155.3	185.3	16.0	16.0	1.00
31.1	34.1	38.6	42.1	46.1	50.1	58.1	65.1	72.6	76.1	91.1	105.1	135.1	165.1	195.1	9.5	10.0	1.05
30.3	33.3	37.8	41.3	45.3	49.3	57.3	64.3	71.8	75.3	90.3	104.3	134.3	164.3	194.3	10.0	10.5	1.05
29.6	32.6	37.1	40.6	44.6	48.6	56.6	63.6	71.1	74.6	89.6	103.6	133.6	163.6	193.6	10.5	11.0	1.05
33.5	36.5	41.0	44.5	48.5	52.5	60.5	67.5	75.0	78.5	93.5	107.5	137.5	167.5	197.5	8.0	8.5	1.06
0.89	0.91	0.93	0.94	0.96	0.97	1.00	1.02	1.04	1.05	1.08	1.11	1.16	1.20	1.24			
32.7	35.7	40.2	43.7	47.7	51.7	59.7	66.7	74.2	77.7	92.7	106.7	136.7	166.7	196.7	8.5	9.0	1.06
31.9	34.9	39.4	42.9	46.9	50.9	58.9	65.9	73.4	76.9	91.9	105.9	135.9	165.9	195.9	9.0	9.5	1.06
35.1	38.1	42.6	46.1	50.1	54.1	62.1	69.1	76.6	80.1	95.1	109.1	139.1	169.1	199.1	7.0	7.5	1.07
34.3	37.3	41.8	45.3	49.3	53.3	61.3	68.3	75.8	79.3	94.3	108.3	138.3	168.3	198.3	7.5	8.0	1.07
26.8	29.8	34.3	37.8	41.8	45.8	53.8	60.8	68.3	71.8	86.8	100.8	130.8	160.8	190.8	12.0	13.0	1.08
0.89	0.91	0.93	0.94	0.96	0.97	1.00	1.02	1.04	1.05	1.08	1.11	1.16	1.20	1.24			
25.2	28.2	32.7	36.2	40.2	44.2	52.2	59.2	66.7	70.2	85.2	99.2	129.2	159.2	189.2	13.0	14.0	1.08
37.4	40.4	44.9	48.4	52.4	56.4	64.4	71.4	78.9	82.4	97.4	111.4	141.4	171.4	201.4	5.5	6.0	1.09
28.4	31.4	35.9	39.4	43.4	47.4	55.4	62.4	69.9	73.4	88.4	102.4	132.4	162.4	192.4	11.0	12.0	1.09
38.2	41.2	45.7	49.2	53.2	57.2	65.2	72.2	79.7	83.2	98.2	112.2	142.2	172.2	202.2	5.0	5.5	1.10
30.0	33.0	37.5	41.0	45.0	49.0	57.0	64.0	71.5	75.0	90.0	104.0	134.0	164.0	194.0	10.0	11.0	1.10
0.89	0.91	0.93	0.94	0.96	0.97	1.00	1.02	1.04	1.05	1.08	1.11	1.16	1.20	1.24			
31.5	34.5	39.0	42.5	46.5	50.5	58.5	65.5	73.0	76.5	91.5	105.5	135.5	165.5	195.5	9.0	10.0	1.11
30.7	33.7	38.2	41.7	45.7	49.7	57.7	64.7	72.2	75.7	90.7	104.7	134.7	164.7	194.7	9.5	10.5	1.11
32.3	35.3	39.8	43.3	47.3	51.3	59.3	66.3	73.8	77.3	92.3	106.3	136.3	166.3	196.3	8.5	9.5	1.12
33.9	36.9	41.4	44.9	48.9	52.9	60.9	67.9	75.4	78.9	93.9	107.9	137.9	167.9	197.9	7.5	8.5	1.13
33.1	36.1	40.6	44.1	48.1	52.1	60.1	67.1	74.6	78.1	93.1	107.1	137.1	167.1	197.1	8.0	9.0	1.13
0.89	0.91	0.93	0.94	0.96	0.97	1.00	1.02	1.04	1.05	1.08	1.11	1.16	1.20	1.24			
—	22.7	27.2	30.7	34.7	38.7	46.7	53.7	61.2	64.7	79.7	93.7	123.7	153.7	183.7	16.0	18.0	1.13
24.7	37.7	42.2	45.7	49.7	53.7	61.7	68.7	76.2	79.7	94.7	108.7	138.7	168.7	198.7	7.0	8.0	1.14
28.8	31.8	36.3	39.8	43.8	47.8	55.8	62.8	70.3	73.8	88.8	102.8	132.8	162.8	192.8	10.5	12.0	1.14
22.9	25.9	30.4	33.9	37.9	41.9	49.9	56.9	64.4	67.9	82.9	96.9	126.9	156.9	186.9	14.0	16.0	1.14
30.3	33.3	37.8	41.3	45.3	49.3	57.3	64.3	71.8	75.3	90.3	104.3	134.3	164.3	194.3	9.5	11.0	1.16
0.89	0.91	0.93	0.94	0.96	0.97	1.00	1.02	1.04	1.05	1.08	1.11	1.16	1.20	1.24			
36.2	39.2	43.7	47.2	51.2	55.2	63.2	70.2	77.7	81.2	96.2	110.2	140.2	170.2	200.2	6.0	7.0	1.17
31.1	34.1	38.6	42.1	46.1	50.1	58.1	65.1	72.6	76.1	91.1	105.1	135.1	165.1	195.1	9.0	10.5	1.17
26.0	29.0	33.5	37.0	41.0	45.0	53.0	60.0	67.5	71.0	86.0	100.0	130.0	160.0	190.0	12.0	14.0	1.17
31.9	34.9	39.4	42.9	46.9	50.9	58.9	65.9	73.4	76.9	91.9	105.9	135.9	165.9	195.9	8.5	10.0	1.18
27.6	30.6	35.1	38.6	42.6	46.6	54.6	61.6	69.1	72.6	87.6	101.6	131.6	161.6	191.6	11.0	13.0	1.18
0.90	0.91	0.93	0.94	0.96	0.97	1.00	1.02	1.04	1.05	1.08	1.11	1.16	1.20	1.24			
32.7	35.7	40.2	43.7	47.7	51.7	59.7	66.7	74.2	77.7	92.7	106.7	136.7	166.7	196.7	8.0	9.5	1.19
37.8	40.8	45.3	48.8	52.8	56.8	64.8	71.8	79.3	82.8	97.8	111.8	141.8	171.8	201.8	5.0	6.0	1.20
33.5	36.5	41.0	44.5	48.5	52.5	60.5	67.5	75.0	78.5	93.5	107.5	137.5	167.5	197.5	7.5	9.0	1.20
29.2	32.2	36.7	40.2	44.2	48.2	56.2	63.2	70.7	74.2	89.2	103.2	133.2	163.2	193.2	10.0	12.0	1.20
34.3	37.3	41.8	45.3	49.3	53.3	61.3	68.3	75.8	79.3	94.3	108.3	138.3	168.3	198.3	7.0	8.5	1.21
0.90	0.91	0.93	0.94	0.96	0.97	1.00	1.02	1.04	1.05	1.08	1.11	1.16	1.20	1.24			

FOR BELT SIZES NOT SHOWN, INTERPOLATE FOR ADDITIONAL CENTER DISTANCE.

V-BELT DRIVES

C Stock Drive Selection



V-BELT DRIVES

Speed Ratio	Sheave Combination		DriveN Speeds and HP Per Belt									Nominal Center Distance And Arc-Length Correction Factors					
			1750 RPM DriveR			1160 RPM DriveR			870 RPM DriveR								
	DriveR P.D.	DriveN P.D.	DriveN RPM	HP Per Belt C	HP Per Belt CX	DriveN RPM	HP Per Belt C	HP Per Belt CX	DriveN RPM	HP Per Belt C	HP Per Belt CX	C/CX Belt Length Designation					
												51	60	68	75	81	85
1.22	9.0	11.0	1432	19.52	24.43	949	15.36	18.33	712	12.48	14.61	—	15.7	19.7	23.2	26.2	28.2
1.23	13.0	16.0	1422	30.78	37.28	943	25.76	29.30	707	21.18	23.61	—	—	—	—	19.1	21.1
1.24	8.5	10.5	1417	17.83	22.60	939	13.99	16.90	704	11.37	13.46	12.0	16.5	20.5	24.0	27.0	29.0
1.24	10.5	13.0	1413	24.42	29.81	937	19.52	22.66	703	15.88	18.10	—	—	16.9	20.5	23.5	25.5
1.25	6.0	7.5	1400	8.05	12.28	928	6.52	9.21	696	5.41	7.39	16.3	20.8	24.8	28.3	31.3	33.3
ARC-LENGTH CORRECTION FACTOR												0.76	0.80	0.82	0.85	0.87	0.88
1.25	8.0	10.0	1400	16.03	20.67	928	12.56	15.42	696	10.22	12.28	12.8	17.3	21.3	24.8	27.8	29.8
1.25	16.0	20.0	+	+	+	928	32.29	36.46	696	27.09	29.82	—	—	—	—	—	—
1.26	9.5	12.0	1385	21.34	26.38	918	16.85	19.86	689	13.68	15.83	—	—	18.5	22.0	25.0	27.0
1.27	5.5	7.0	1375	5.96	10.10	911	4.98	7.63	684	4.21	6.16	17.1	21.6	25.6	29.1	32.1	34.1
1.27	7.5	9.5	1382	14.20	18.70	916	11.13	13.93	687	9.07	11.11	13.6	18.1	22.1	25.6	28.6	30.6
ARC-LENGTH CORRECTION FACTOR												0.76	0.80	0.82	0.85	0.86	0.88
1.27	11.0	14.0	1375	25.97	31.53	911	20.89	24.09	684	17.02	19.27	—	—	—	19.3	22.3	24.3
1.29	7.0	9.0	1361	12.29	16.68	902	9.67	12.42	677	7.90	9.91	14.3	18.9	22.9	26.4	29.4	31.4
1.29	8.5	11.0	1352	17.98	22.72	896	14.09	16.98	672	11.44	13.53	—	16.1	20.1	23.6	26.6	28.6
1.29	14.0	18.0	1361	32.89	39.90	902	28.18	31.88	677	23.30	25.80	—	—	—	—	—	—
1.30	10.0	13.0	1346	23.06	28.25	892	18.29	21.35	669	14.86	17.04	—	—	17.3	20.8	23.8	25.8
ARC-LENGTH CORRECTION FACTOR												0.76	0.80	0.83	0.85	0.87	0.88
1.31	8.0	10.5	1333	16.20	20.81	884	12.68	15.51	663	10.30	12.35	12.4	16.9	20.9	24.4	27.4	29.4
1.33	6.0	8.0	1313	8.27	12.46	870	6.66	9.33	653	5.52	7.48	15.9	20.4	24.4	27.9	30.9	32.9
1.33	7.5	10.0	1313	14.35	18.83	870	11.23	14.02	653	9.15	11.17	13.1	17.7	21.7	25.2	28.2	30.2
1.33	9.0	12.0	1313	19.84	24.70	870	15.58	18.51	653	12.64	14.74	—	—	18.9	22.4	25.4	27.4
1.33	10.5	14.0	1313	24.67	30.02	870	19.68	22.79	653	16.01	18.21	—	—	—	19.6	22.6	24.6
ARC-LENGTH CORRECTION FACTOR												0.75	0.79	0.82	0.86	0.86	0.87
1.33	12.0	16.0	1313	28.77	34.74	870	23.53	26.86	653	19.24	21.56	—	—	—	—	19.9	21.9
1.36	5.5	7.5	1283	6.18	10.28	851	5.13	7.75	638	4.31	6.25	16.7	21.2	25.2	28.7	31.7	33.7
1.36	7.0	9.5	1289	12.45	16.81	855	9.78	12.51	641	7.98	9.98	13.9	18.4	22.5	26.0	29.0	31.0
1.37	9.5	13.0	1279	21.61	26.61	848	17.03	20.00	636	13.82	15.94	—	—	17.7	21.2	24.2	26.2
1.38	8.0	11.0	1273	16.35	20.93	844	12.77	15.59	633	10.37	12.41	11.9	16.5	20.5	24.0	27.0	29.0
ARC-LENGTH CORRECTION FACTOR												0.76	0.80	0.83	0.85	0.87	0.88
1.38	13.0	18.0	1264	31.17	37.60	838	26.02	29.51	628	21.37	23.77	—	—	—	—	—	—
1.40	5.0	7.0	1250	4.04	8.06	829	3.57	6.16	621	3.10	5.00	17.5	22.0	26.0	29.5	32.5	34.5
1.40	7.5	10.5	1250	14.48	18.94	829	11.32	14.09	621	9.21	11.22	12.7	17.2	21.3	24.8	27.8	29.8
1.40	10.0	14.0	1250	23.27	28.42	829	18.43	21.46	621	14.96	17.12	—	—	16.5	20.0	23.0	25.0
1.41	8.5	12.0	1240	18.23	22.93	822	14.25	17.12	616	11.56	13.63	—	—	15.2	19.3	22.8	25.8
ARC-LENGTH CORRECTION FACTOR												0.76	0.80	0.83	0.85	0.87	0.88
1.42	6.0	8.5	1235	8.43	12.59	819	6.77	9.42	614	5.60	7.55	15.5	20.0	24.0	27.5	30.5	32.5
1.43	7.0	10.0	1225	12.57	16.91	812	9.85	12.57	609	8.04	10.03	13.5	18.0	22.0	25.6	28.6	30.6
1.43	14.0	20.0	1225	33.16	40.13	812	28.36	32.04	609	23.43	25.92	—	—	—	—	—	—
1.44	9.0	13.0	1212	20.03	24.86	803	15.70	18.61	602	12.74	14.82	—	—	18.1	21.6	24.6	26.6
1.45	5.5	8.0	1203	6.32	10.40	798	5.22	7.83	598	4.39	6.31	16.3	20.8	24.8	28.3	31.3	33.3
ARC-LENGTH CORRECTION FACTOR												0.76	0.79	0.82	0.85	0.86	0.87
1.45	11.0	16.0	1203	26.33	31.83	798	21.13	24.29	598	17.20	19.42	—	—	—	—	20.6	22.6
1.47	7.5	11.0	1193	14.58	19.02	791	11.39	14.14	593	9.26	11.27	12.3	16.8	20.8	24.4	27.4	29.4
1.47	9.5	14.0	1188	21.76	26.73	787	17.13	20.09	590	13.89	16.01	—	—	16.8	20.4	23.4	25.4
1.50	5.0	7.5	1167	4.17	8.17	773	3.66	6.23	580	3.16	5.06	17.1	21.6	25.6	29.1	32.1	34.1
1.50	6.0	9.0	1167	8.53	12.68	773	6.84	9.47	580	5.65	7.59	15.1	19.6	23.6	27.1	30.1	32.1
ARC-LENGTH CORRECTION FACTOR												0.74	0.79	0.82	0.84	0.86	0.87
1.50	7.0	10.5	1167	12.65	16.98	773	9.91	12.62	580	8.08	10.06	13.1	17.6	21.6	25.1	28.2	30.2
1.50	8.0	12.0	1167	16.51	21.07	773	12.88	15.68	580	10.46	12.48	—	15.6	19.6	23.2	26.2	28.2
1.50	12.0	18.0	1167	29.04	34.96	773	23.71	27.01	580	19.37	21.67	—	—	—	—	—	20.2
1.50	16.0	24.0	+	+	+	773	32.61	36.72	580	27.33	30.02	—	—	—	—	—	—
1.52	10.5	16.0	1148	24.95	30.26	761	19.87	22.95	571	16.15	18.32	—	—	—	17.9	21.0	23.0
ARC-LENGTH CORRECTION FACTOR												0.74	0.79	0.82	0.84	0.86	0.87
1.53	8.5	13.0	1144	18.37	23.05	758	14.35	17.20	569	11.64	13.69	—	—	18.4	21.9	25.0	27.0
1.54	13.0	20.0	1138	31.37	37.77	754	26.15	29.62	566	21.47	23.85	—	—	—	—	—	—
1.55	5.5	8.5	1132	6.43	10.49	751	5.29	7.89	563	4.44	6.35	15.9	20.4	24.4	27.9	30.9	32.9
1.56	9.0	14.0	1125	20.16	24.97	746	15.79	18.69	559	12.80	14.88	—	—	17.2	20.7	23.8	25.8
1.57	7.0	11.0	1114	12.72	17.04	738	9.95	12.66	554	8.12	10.09	12.7	17.2	21.2	24.7	27.7	29.7
ARC-LENGTH CORRECTION FACTOR												0.75	0.79	0.82	0.84	0.86	0.87

C = STANDARD V-BELT
 CX = COGGED/NOTCHED V-BELT
 + IF RIM SPEED EXCEEDS 6500 FEET PER MINUTE, CONSULT *Martin*.



Stock Drive Selection C

Nominal Center Distances And Arc-Length Correction Factor															Sheave Combination		Speed Ratio
C/CX Belt Length Designation															DriveR P.D.	DriveN P.D.	
90	96	105	112	120	128	144	158	173	180	210	240	300	360	420			
30.7	33.7	38.2	41.7	45.7	49.7	57.7	64.7	72.2	75.7	90.7	104.7	134.7	164.7	194.7	9.0	11.0	1.22
23.6	26.6	31.1	34.6	38.6	42.6	50.7	57.7	65.2	68.7	83.7	97.7	127.7	157.7	187.7	13.0	16.0	1.23
31.5	34.5	39.0	42.5	46.5	50.5	58.5	65.5	73.0	76.5	91.5	105.5	135.5	165.5	195.5	8.5	10.5	1.24
28.0	31.0	35.5	39.0	43.0	47.0	55.0	62.0	69.5	73.0	88.0	102.0	132.0	162.0	192.0	10.5	13.0	1.24
35.8	38.8	43.3	46.8	50.8	54.8	62.8	69.8	77.3	80.8	95.8	109.8	139.8	169.8	199.8	6.0	7.5	1.25
0.89	0.90	0.92	0.94	0.95	0.97	1.00	1.02	1.04	1.05	1.08	1.11	1.16	1.20	1.24			
32.3	35.3	39.8	43.3	47.3	51.3	59.3	66.3	73.8	77.3	92.3	106.3	136.3	166.3	196.3	8.0	10.0	1.25
—	—	25.6	29.1	33.1	37.1	45.1	52.1	59.6	63.1	78.2	92.2	122.2	152.2	182.2	16.0	20.0	1.25
29.5	32.5	37.0	40.5	44.5	48.5	56.6	63.6	71.1	74.6	89.6	103.6	133.6	163.6	193.6	9.5	12.0	1.26
36.6	39.6	44.1	47.6	51.6	55.6	63.6	70.6	78.1	81.6	96.6	110.6	140.6	170.6	200.6	5.5	7.0	1.27
33.1	36.1	40.6	44.1	48.1	52.1	60.1	67.1	74.6	78.1	93.1	107.1	137.1	167.1	197.1	7.5	9.5	1.27
0.89	0.90	0.92	0.94	0.95	0.97	1.00	1.02	1.04	1.05	1.08	1.11	1.16	1.20	1.24			
26.8	29.8	34.3	37.8	41.8	45.8	53.8	60.8	68.3	71.8	86.8	100.8	130.8	160.8	190.8	11.0	14.0	1.27
33.9	36.9	41.4	44.9	48.9	52.9	60.9	67.9	75.4	78.9	93.9	107.9	137.9	167.9	197.9	7.0	9.0	1.29
31.1	34.1	38.6	42.1	46.1	50.1	58.1	65.1	72.6	76.1	91.1	105.1	135.1	165.1	195.1	8.5	11.0	1.29
21.2	24.2	28.7	32.3	36.3	40.3	48.3	55.3	62.8	66.3	81.3	95.3	125.3	155.3	185.3	14.0	18.0	1.29
28.3	31.3	35.9	39.4	43.4	47.4	55.4	62.4	69.9	73.4	88.4	102.4	132.4	162.4	192.4	10.0	13.0	1.30
0.89	0.90	0.92	0.94	0.95	0.97	1.00	1.02	1.04	1.05	1.08	1.11	1.16	1.20	1.24			
31.9	34.9	39.4	42.9	46.9	50.9	58.9	65.9	73.4	76.9	91.9	105.9	135.9	165.9	195.9	8.0	10.5	1.31
35.4	38.4	42.9	46.4	50.4	54.4	62.4	69.4	76.9	80.4	95.4	109.4	139.4	169.4	199.4	6.0	8.0	1.33
32.7	35.7	40.2	43.7	47.7	51.7	59.7	66.7	74.2	77.7	92.7	106.7	136.7	166.7	196.7	7.5	10.0	1.33
29.9	32.9	37.4	40.9	44.9	48.9	56.9	63.9	71.4	74.9	89.9	103.9	133.9	163.9	193.9	9.0	12.0	1.33
27.2	30.2	34.7	38.2	42.2	46.2	54.2	61.2	68.7	72.2	87.2	101.2	131.2	161.2	191.2	10.5	14.0	1.33
0.89	0.90	0.92	0.94	0.95	0.97	1.00	1.02	1.04	1.05	1.08	1.11	1.16	1.20	1.24			
24.4	27.4	31.9	35.4	39.4	43.4	51.4	58.4	65.9	69.4	84.4	98.4	128.4	158.4	188.4	12.0	16.0	1.33
36.2	39.2	43.7	47.2	51.2	55.2	63.2	70.2	77.7	81.2	96.2	110.2	140.2	170.2	200.2	5.5	7.5	1.36
33.5	36.5	41.0	44.5	48.5	52.5	60.5	67.5	75.0	78.5	93.5	107.5	137.5	167.5	197.5	7.0	9.5	1.36
28.7	31.7	36.2	39.7	43.7	47.7	55.7	62.7	70.2	73.7	88.7	102.7	132.7	162.7	192.7	9.5	13.0	1.37
31.5	34.5	39.0	42.5	46.5	50.5	58.5	65.5	73.0	76.5	91.5	105.5	135.5	165.5	195.5	8.0	11.0	1.38
0.89	0.90	0.92	0.94	0.95	0.97	1.00	1.02	1.04	1.05	1.08	1.11	1.16	1.20	1.24			
22.0	25.0	29.5	33.0	37.0	41.0	49.0	56.0	63.6	67.1	82.1	96.1	126.1	156.1	186.1	13.0	18.0	1.38
37.0	40.0	44.5	48.0	52.0	56.0	64.0	71.0	78.5	82.0	97.0	111.0	141.0	171.0	201.0	5.0	7.0	1.40
32.3	35.3	39.8	43.3	47.3	51.3	59.3	66.3	73.8	77.3	92.3	106.3	136.3	166.3	196.3	7.5	10.5	1.40
27.5	30.5	35.0	38.5	42.5	46.5	54.5	61.5	69.0	72.5	87.5	101.5	131.5	161.5	191.5	10.0	14.0	1.40
30.3	33.3	37.8	41.3	45.3	49.3	57.3	64.3	71.8	75.3	90.3	104.3	134.3	164.3	194.3	8.5	12.0	1.41
0.89	0.90	0.92	0.94	0.95	0.97	1.00	1.02	1.04	1.05	1.08	1.11	1.16	1.20	1.24			
35.0	38.0	42.5	46.0	50.0	54.0	62.0	69.1	76.6	80.1	95.1	109.1	139.1	169.1	199.1	6.0	8.5	1.42
33.1	36.1	40.6	44.1	48.1	52.1	60.1	67.1	74.6	78.1	93.1	107.1	137.1	167.1	197.1	7.0	10.0	1.43
—	22.5	27.1	30.6	34.6	38.6	46.6	53.6	61.2	64.7	79.7	93.7	123.7	153.7	183.7	14.0	20.0	1.43
29.1	32.1	36.6	40.1	44.1	48.1	56.1	63.1	70.6	74.1	89.1	103.2	133.2	163.2	193.2	9.0	13.0	1.44
35.8	38.8	43.3	46.8	50.8	54.8	62.8	69.8	77.3	80.8	95.8	109.8	139.8	169.8	199.8	5.5	8.0	1.45
0.89	0.90	0.92	0.94	0.95	0.97	1.00	1.02	1.04	1.05	1.08	1.11	1.16	1.20	1.24			
25.1	28.1	32.6	36.2	40.2	44.2	52.2	59.2	66.7	70.2	85.2	99.2	129.2	159.2	189.2	11.0	16.0	1.45
31.9	34.9	39.4	42.9	46.9	50.9	58.9	65.9	73.4	76.9	91.9	105.9	135.9	165.9	195.9	7.5	11.0	1.47
27.9	30.9	35.4	38.9	42.9	46.9	54.9	62.0	69.5	73.0	88.0	102.0	132.0	162.0	192.0	9.5	14.0	1.47
36.6	39.6	44.1	47.6	51.6	55.6	63.6	70.6	78.1	81.6	96.6	110.6	140.6	170.6	200.6	5.0	7.5	1.50
34.6	37.6	42.1	45.6	49.6	53.6	61.7	68.7	76.2	79.7	94.7	108.7	138.7	168.7	198.7	6.0	9.0	1.50
0.88	0.90	0.92	0.93	0.95	0.97	0.99	1.01	1.03	1.04	1.08	1.11	1.16	1.20	1.24			
32.7	35.7	40.2	43.7	47.7	51.7	59.7	66.7	74.2	77.7	92.7	106.7	136.7	166.7	196.7	7.0	10.5	1.50
30.7	33.7	38.2	41.7	45.7	49.7	57.7	64.7	72.2	75.7	90.7	104.7	134.7	164.7	194.7	8.0	12.0	1.50
22.7	25.7	30.2	33.8	37.8	41.8	49.8	56.8	64.3	67.8	82.8	96.8	126.8	156.8	186.8	12.0	18.0	1.50
—	—	—	25.7	29.8	33.8	41.8	48.9	56.4	59.9	74.9	88.9	119.0	149.0	179.0	16.0	24.0	1.50
25.5	28.5	33.0	36.5	40.5	44.5	52.5	59.5	67.0	70.5	85.5	99.5	129.5	159.5	189.5	10.5	16.0	1.52
0.88	0.90	0.92	0.93	0.95	0.97	0.99	1.01	1.03	1.04	1.08	1.11	1.16	1.20	1.24			
29.5	32.5	37.0	40.5	44.5	48.5	56.5	63.5	71.0	74.5	89.5	103.5	133.5	163.5	193.5	8.5	13.0	1.53
—	23.3	27.8	31.3	35.3	39.3	47.3	54.4	61.9	65.4	80.4	94.4	124.4	154.4	184.4	13.0	20.0	1.54
35.4	38.4	42.9	46.4	50.4	54.4	62.4	69.4	76.9	80.4	95.4	109.4	139.4	169.4	199.4	5.5	8.5	1.55
28.3	31.3	35.8	39.3	43.3	47.3	55.3	62.3	69.8	73.3	88.3	102.3	132.3	162.3	192.3	9.0	14.0	1.56
32.3	35.3	39.8	43.3	47.3	51.3	59.3	66.3	73.8	77.3	92.3	106.3	136.3	166.3	196.3	7.0	11.0	1.57
0.88	0.90	0.92	0.94	0.95	0.97	0.99	1.02	1.04	1.04	1.08	1.11	1.16	1.20	1.24			

FOR BELT SIZES NOT SHOWN, INTERPOLATE FOR ADDITIONAL CENTER DISTANCE.

V-BELT DRIVES

C Stock Drive Selection



V-BELT DRIVES

Speed Ratio	Sheave Combination		DriveN Speeds and HP Per Belt									Nominal Center Distance And Arc-Length Correction Factors					
			1750 RPM DriveR			1160 RPM DriveR			870 RPM DriveR			C/CX Belt Length Designation					
	DriveR P.D.	DriveN P.D.	DriveN RPM	HP Per Belt C	HP Per Belt CX	DriveN RPM	HP Per Belt C	HP Per Belt CX	DriveN RPM	HP Per Belt C	HP Per Belt CX	51	60	68	75	81	85
1.58	6.0	9.5	1105	8.61	12.74	733	6.89	9.51	549	5.69	7.62	14.7	19.2	23.2	26.7	29.7	31.7
1.60	5.0	8.0	1094	4.26	8.24	725	3.72	6.28	544	3.21	5.10	16.7	21.2	25.2	28.7	31.7	33.7
1.60	7.5	12.0	1094	14.70	19.13	725	11.47	14.21	544	9.32	11.32	—	16.0	20.0	23.5	26.5	28.5
1.60	10.0	16.0	1094	23.49	28.61	725	18.57	21.58	544	15.07	17.21	—	—	—	18.3	21.3	23.3
1.63	8.0	13.0	1077	16.62	21.16	714	12.96	15.74	535	10.51	12.53	—	—	18.8	22.3	25.3	27.3
ARC-LENGTH CORRECTION FACTOR												0.75	0.79	0.82	0.84	0.86	0.87
1.64	5.5	9.0	1069	6.50	10.55	709	5.34	7.93	532	4.47	6.38	15.5	20.0	24.0	27.5	30.5	32.5
1.64	11.0	18.0	1069	26.50	31.98	709	21.25	24.39	532	17.29	19.49	—	—	—	—	—	20.9
1.65	8.5	14.0	1063	18.47	23.13	704	14.41	17.25	528	11.68	13.73	—	—	17.6	21.1	24.1	26.1
1.67	6.0	10.0	1050	8.67	12.79	696	6.93	9.55	522	5.72	7.64	14.2	18.8	22.8	26.3	29.3	31.3
1.67	12.0	20.0	1050	29.17	35.07	696	23.80	27.09	522	19.44	21.72	—	—	—	—	—	—
ARC-LENGTH CORRECTION FACTOR												0.75	0.79	0.82	0.84	0.86	0.87
1.68	9.5	16.0	1039	21.93	26.87	689	17.24	20.18	517	13.98	16.08	—	—	—	18.6	21.7	23.7
1.69	16.0	27.0	+	+	+	687	32.71	36.80	516	27.40	30.08	—	—	—	—	—	—
1.70	5.0	8.5	1029	4.32	8.29	682	3.76	6.32	512	3.24	5.12	16.3	20.8	24.8	28.3	31.3	33.3
1.71	7.0	12.0	1021	12.81	17.11	677	10.01	12.71	508	8.16	10.13	—	16.3	20.4	23.9	26.9	28.9
1.71	10.5	18.0	1021	25.09	30.37	677	19.96	23.03	508	16.21	18.38	—	—	—	—	19.2	21.2
ARC-LENGTH CORRECTION FACTOR												0.75	0.79	0.82	0.84	0.86	0.87
1.71	14.0	24.0	1021	33.40	40.33	677	28.52	32.17	508	23.55	26.02	—	—	—	—	—	—
1.73	5.5	9.5	1013	6.55	10.59	672	5.37	7.95	504	4.50	6.40	15.0	19.6	23.6	27.1	30.1	32.1
1.73	7.5	13.0	1010	14.78	19.19	669	11.52	14.25	502	9.36	11.35	—	15.1	19.2	22.7	25.7	27.7
1.75	6.0	10.5	1000	8.71	12.82	663	6.95	9.57	497	5.74	7.66	13.8	18.4	22.4	25.9	28.9	30.9
1.75	8.0	14.0	1000	16.69	21.21	663	13.00	15.78	497	10.54	12.56	—	—	17.9	21.5	24.5	26.5
ARC-LENGTH CORRECTION FACTOR												0.75	0.79	0.82	0.84	0.86	0.87
1.78	9.0	16.0	984	20.29	25.08	653	15.88	18.76	489	12.86	14.93	—	—	—	19.0	22.0	24.1
1.80	5.0	9.0	972	4.37	8.33	644	3.79	6.34	483	3.26	5.14	15.8	20.4	24.4	27.9	30.9	32.9
1.80	10.0	18.0	972	23.60	28.69	644	18.64	21.64	483	15.13	17.26	—	—	—	—	19.5	21.6
1.82	5.5	10.0	963	6.59	10.62	638	5.40	7.98	479	4.52	6.41	14.6	19.1	23.2	26.7	29.7	31.7
1.82	11.0	20.0	963	26.59	32.05	638	21.30	24.43	479	17.33	19.53	—	—	—	—	—	—
ARC-LENGTH CORRECTION FACTOR												0.75	0.79	0.82	0.84	0.86	0.87
1.83	6.0	11.0	955	8.74	12.85	633	6.97	9.59	475	5.76	7.67	13.4	17.9	22.0	25.5	28.5	30.5
1.85	13.0	24.0	948	31.54	37.91	628	26.27	29.72	471	21.56	23.92	—	—	—	—	—	—
1.86	7.0	13.0	942	12.87	17.16	625	10.05	12.74	468	8.19	10.15	—	15.5	19.5	23.0	26.1	28.1
1.87	7.5	14.0	938	14.83	19.23	621	11.55	14.28	466	9.39	11.37	—	—	18.3	21.8	24.9	26.9
1.88	8.5	16.0	930	18.57	23.21	616	14.48	17.30	462	11.73	13.77	—	—	—	19.3	22.4	24.4
ARC-LENGTH CORRECTION FACTOR												0.73	0.78	0.81	0.83	0.85	0.86
1.88	16.0	30.0	+	+	+	619	32.76	36.84	464	27.44	30.11	—	—	—	—	—	—
1.89	9.5	18.0	924	22.01	26.95	612	17.30	20.23	459	14.02	16.11	—	—	—	—	19.9	21.9
1.90	5.0	9.5	921	4.40	8.36	611	3.81	6.36	458	3.27	5.15	15.4	19.9	24.0	27.5	30.5	32.5
1.90	10.5	20.0	919	25.16	30.43	609	20.01	23.07	457	16.25	18.41	—	—	—	—	—	—
1.91	5.5	10.5	917	6.61	10.64	608	5.41	7.99	456	4.53	6.43	14.2	18.7	22.7	26.3	29.3	31.3
ARC-LENGTH CORRECTION FACTOR												0.74	0.78	0.81	0.84	0.86	0.87
1.93	14.0	27.0	907	33.48	40.40	601	28.58	32.21	451	23.59	26.05	—	—	—	—	—	—
2.00	5.0	10.0	875	4.43	8.38	580	3.83	6.37	435	3.29	5.16	15.0	19.5	23.5	27.1	30.1	32.1
2.00	5.5	11.0	875	6.64	10.66	580	5.43	8.00	435	4.54	6.44	13.7	18.3	22.3	25.8	28.9	30.9
2.00	6.0	12.0	875	8.79	12.89	580	7.00	9.61	435	5.78	7.69	12.5	17.0	21.1	24.6	27.7	29.7
2.00	7.0	14.0	875	12.90	17.19	580	10.08	12.76	435	8.21	10.17	—	—	18.6	22.2	25.2	27.2
ARC-LENGTH CORRECTION FACTOR												0.74	0.78	0.81	0.84	0.85	0.87
2.00	8.0	16.0	875	16.77	21.28	580	13.05	15.82	435	10.58	12.59	—	—	—	19.7	22.7	24.8
2.00	9.0	18.0	875	20.36	25.13	580	15.92	18.79	435	12.90	14.96	—	—	—	—	20.2	22.3
2.00	10.0	20.0	875	23.65	28.74	580	18.68	21.67	435	15.16	17.28	—	—	—	—	—	19.8
2.00	12.0	24.0	875	29.29	35.17	580	23.88	27.15	435	19.50	21.77	—	—	—	—	—	—
2.08	13.0	27.0	843	31.60	37.96	559	26.30	27.95	419	21.59	23.95	—	—	—	—	—	—
ARC-LENGTH CORRECTION FACTOR												0.0	0.0	0.0	0.81	0.83	0.84
2.10	5.0	10.5	833	4.44	8.39	552	3.84	6.38	414	3.30	5.17	14.5	19.1	23.1	26.6	29.6	31.7
2.11	9.5	20.0	831	22.06	26.99	551	17.33	20.26	413	14.04	16.13	—	—	—	—	—	20.1
2.12	8.5	18.0	826	18.62	23.25	548	14.51	17.33	411	11.76	13.79	—	—	—	—	20.6	22.6
2.13	7.5	16.0	820	14.89	19.28	544	11.59	14.32	408	9.42	11.39	—	—	16.4	20.0	23.1	25.1
2.14	14.0	30.0	817	33.53	40.43	541	28.61	32.24	406	23.61	26.07	—	—	—	—	—	—
ARC-LENGTH CORRECTION FACTOR												0.0	0.0	0.0	0.81	0.83	0.84

C = STANDARD V-BELT
 CX = COGGED/NOTCHED V-BELT
 + IF RIM SPEED EXCEEDS 6500 FEET PER MINUTE, CONSULT *Martin*.



Stock Drive Selection C

Nominal Center Distances And Arc-Length Correction Factor															Sheave Combination		Speed Ratio
C/CX Belt Length Designation															DriveR P.D.	DriveN P.D.	
90	96	105	112	120	128	144	158	173	180	210	240	300	360	420			
34.2	37.2	41.7	45.2	49.2	53.2	61.3	68.3	75.8	79.3	94.3	108.3	138.3	168.3	198.3	6.0	9.5	1.58
36.2	39.2	43.7	47.2	51.2	55.2	63.2	70.2	77.7	81.2	96.2	110.2	140.2	170.2	200.2	5.0	8.0	1.60
31.1	34.1	38.6	42.1	46.1	50.1	58.1	65.1	72.6	76.1	91.1	105.1	135.1	165.1	195.1	7.5	12.0	1.60
25.9	28.9	33.4	36.9	40.9	44.9	52.9	60.0	67.5	71.0	86.0	100.0	130.0	160.0	190.0	10.0	16.0	1.60
29.9	32.9	37.4	40.9	44.9	48.9	56.9	63.9	71.4	74.9	89.9	103.9	133.9	163.9	193.9	8.0	13.0	1.63
0.88	0.90	0.92	0.93	0.95	0.97	0.99	1.01	1.03	1.04	1.08	1.11	1.16	1.20	1.24			
35.0	38.0	42.5	46.0	50.0	54.0	62.0	69.0	76.5	80.0	95.0	109.0	139.1	169.1	199.1	5.5	9.0	1.64
23.4	26.4	31.0	34.5	38.5	42.5	50.6	57.6	65.1	68.6	83.6	97.6	127.6	157.6	187.6	11.0	18.0	1.64
28.6	31.7	36.2	39.7	43.7	47.7	55.7	62.7	70.2	73.7	88.7	102.7	132.7	162.8	192.8	8.5	14.0	1.65
33.8	36.8	41.3	44.8	48.8	52.8	60.9	67.9	75.4	78.9	93.9	107.9	137.9	167.9	197.9	6.0	10.0	1.67
20.9	24.0	28.5	32.1	36.1	40.1	48.2	55.2	62.7	66.2	81.2	95.2	125.3	155.3	185.3	12.0	20.0	1.67
0.88	0.90	0.92	0.94	0.95	0.97	0.99	1.01	1.03	1.04	1.08	1.11	1.16	1.20	1.24			
26.2	29.2	33.8	37.3	41.3	45.3	53.3	60.3	67.8	71.3	86.4	100.4	130.4	160.4	190.4	9.5	16.0	1.68
—	—	—	—	27.1	31.2	39.3	46.4	53.9	57.4	72.5	86.5	116.5	146.6	176.6	16.0	27.0	1.69
35.8	38.8	43.3	46.8	50.8	54.8	62.8	69.8	77.3	80.8	95.8	109.8	139.8	169.8	199.8	5.0	8.5	1.70
31.4	34.4	38.9	42.5	46.5	50.5	58.5	65.5	73.0	76.5	91.5	105.5	135.5	165.5	195.5	7.0	12.0	1.71
23.8	26.8	31.3	34.9	38.9	42.9	50.9	57.9	65.5	69.0	84.0	98.0	128.0	158.0	188.0	10.5	18.0	1.71
0.88	0.90	0.92	0.94	0.95	0.97	0.99	1.01	1.03	1.04	1.08	1.11	1.16	1.20	1.24			
—	—	23.6	27.1	31.2	35.3	43.3	50.4	57.9	61.4	76.4	90.5	120.5	150.5	180.5	14.0	24.0	1.71
34.6	37.6	42.1	45.6	49.6	53.6	61.6	68.6	76.1	79.6	94.6	108.7	138.7	168.7	198.7	5.5	9.5	1.73
30.2	33.2	37.7	41.3	45.3	49.3	57.3	64.3	71.8	75.3	90.3	104.3	134.3	164.3	194.3	7.5	13.0	1.73
33.4	36.4	40.9	44.4	48.4	52.4	60.4	67.5	75.0	78.5	93.5	107.5	137.5	167.5	197.5	6.0	10.5	1.75
29.0	32.0	36.5	40.1	44.1	48.1	56.1	63.1	70.6	74.1	89.1	103.1	133.1	163.1	193.1	8.0	14.0	1.75
0.88	0.90	0.92	0.93	0.95	0.96	0.99	1.01	1.03	1.04	1.08	1.11	1.16	1.20	1.24			
26.6	29.6	34.1	37.7	41.7	45.7	53.7	60.7	68.2	71.7	86.7	100.8	130.8	160.8	190.8	9.0	16.0	1.78
35.4	38.4	42.9	46.4	50.4	54.4	62.4	69.4	76.9	80.4	95.4	109.4	139.4	169.4	199.4	5.0	9.0	1.80
24.1	27.2	31.7	35.2	39.3	43.3	51.3	58.3	65.8	69.3	84.4	98.4	128.4	158.4	188.4	10.0	18.0	1.80
34.2	37.2	41.7	45.2	49.2	53.2	61.2	68.2	75.7	79.2	94.2	108.3	138.3	168.3	198.3	5.5	10.0	1.82
21.6	24.7	29.3	32.8	36.8	40.9	48.9	55.9	63.4	67.0	82.0	96.0	126.0	156.0	186.0	11.0	20.0	1.82
0.88	0.90	0.92	0.93	0.95	0.96	0.99	1.01	1.03	1.04	1.08	1.11	1.16	1.20	1.24			
33.0	36.0	40.5	44.0	48.0	52.0	60.0	67.1	74.6	78.1	93.1	107.1	137.1	167.1	197.1	6.0	11.0	1.83
—	—	24.3	27.8	31.9	36.0	44.0	51.1	58.6	62.1	77.2	91.2	121.3	151.3	181.3	13.0	24.0	1.85
30.6	33.6	38.1	41.6	45.6	49.7	57.7	64.7	72.2	75.7	90.7	104.7	134.7	164.7	194.7	7.0	13.0	1.86
29.4	32.4	36.9	40.4	44.4	48.5	56.5	63.5	71.0	74.5	89.5	103.5	133.5	163.5	193.5	7.5	14.0	1.87
26.9	30.0	34.5	38.0	42.0	46.1	54.1	61.1	68.6	72.1	87.1	101.1	131.2	161.2	191.2	8.5	16.0	1.88
0.88	0.90	0.92	0.93	0.95	0.96	0.99	1.01	1.03	1.04	1.08	1.11	1.16	1.20	1.23			
—	—	—	—	—	28.5	36.7	43.8	51.3	54.9	70.0	84.0	114.1	144.2	174.2	16.0	30.0	1.88
24.5	27.5	32.1	35.6	39.6	43.6	51.7	58.7	66.2	69.7	84.7	98.8	128.8	158.8	188.8	9.5	18.0	1.89
35.0	38.0	42.5	46.0	50.0	54.0	62.0	69.0	76.5	80.0	95.0	109.0	139.0	169.0	199.0	5.0	9.5	1.90
22.0	25.0	29.6	33.2	37.2	41.2	49.3	56.3	63.8	67.3	82.4	96.4	126.4	156.4	186.4	10.5	20.0	1.90
33.8	36.8	41.3	44.8	48.8	52.8	60.8	67.8	75.3	78.8	93.9	107.9	137.9	167.9	197.9	5.5	10.5	1.91
0.88	0.90	0.92	0.93	0.95	0.96	0.99	1.01	1.03	1.04	1.08	1.11	1.16	1.20	1.24			
—	—	—	—	28.5	32.6	40.7	47.8	55.4	58.9	74.0	88.0	118.1	148.1	178.1	14.0	27.0	1.93
34.6	37.6	42.1	45.6	49.6	53.6	61.6	68.6	76.1	79.6	94.6	108.6	138.6	168.7	198.7	5.0	10.0	2.00
33.4	36.4	40.9	44.4	48.4	52.4	60.4	67.4	74.9	78.4	93.5	107.5	137.5	167.5	197.5	5.5	11.0	2.00
32.2	35.2	39.7	43.2	47.2	51.2	59.2	66.2	73.8	77.3	92.3	106.3	136.3	166.3	196.3	6.0	12.0	2.00
29.8	32.8	37.3	40.8	44.8	48.8	56.8	63.9	71.4	74.9	89.9	103.9	133.9	163.9	193.9	7.0	14.0	2.00
0.88	0.89	0.92	0.93	0.95	0.96	0.99	1.01	1.03	1.04	1.08	1.11	1.16	1.20	1.23			
27.3	30.3	34.9	38.4	42.4	46.4	54.5	61.5	69.0	72.5	87.5	101.5	131.5	161.6	191.6	8.0	16.0	2.00
24.8	27.9	32.4	36.0	40.0	44.0	52.0	59.1	66.6	70.1	85.1	99.1	129.2	159.2	189.2	9.0	18.0	2.00
22.3	25.4	30.0	33.5	37.6	41.6	49.6	56.7	64.2	67.7	82.7	96.8	126.8	156.8	186.8	10.0	20.0	2.00
—	—	25.0	28.5	32.6	36.7	44.8	51.8	59.4	62.9	77.9	92.0	122.0	152.1	182.1	12.0	24.0	2.00
—	—	—	25.1	29.2	33.3	41.4	48.5	56.1	59.6	74.7	88.8	118.8	148.9	178.9	13.0	27.0	2.08
0.86	0.88	0.90	0.92	0.94	0.95	0.98	1.00	1.03	1.03	1.07	1.10	1.15	1.20	1.23			
34.2	37.2	41.7	45.2	49.2	53.2	61.2	68.2	75.7	79.2	94.2	108.2	138.2	168.3	198.3	5.0	10.5	2.10
22.7	25.7	30.3	33.9	37.9	42.0	50.0	57.0	64.6	68.1	83.1	97.1	127.2	157.2	187.2	9.5	20.0	2.11
25.2	28.2	32.8	36.3	40.4	44.4	52.4	59.4	67.0	70.5	85.5	99.5	129.5	159.6	189.6	8.5	18.0	2.12
27.7	30.7	35.2	38.8	42.8	46.8	54.8	61.8	69.4	72.9	87.9	101.9	131.9	161.9	191.9	7.5	16.0	2.13
—	—	—	—	—	29.8	38.1	45.2	52.8	56.3	71.4	85.5	115.6	145.7	175.7	14.0	30.0	2.14
0.88	0.89	0.91	0.93	0.95	0.96	0.99	1.01	1.03	1.04	1.08	1.10	1.16	1.20	1.23			

FOR BELT SIZES NOT SHOWN, INTERPOLATE FOR ADDITIONAL CENTER DISTANCE.

V-BELT DRIVES

C Stock Drive Selection

V-BELT DRIVES

Speed Ratio	Sheave Combination		DriveN Speeds and HP Per Belt									Nominal Center Distance And Arc-Length Correction Factors					
			1750 RPM DriveR			1160 RPM DriveR			870 RPM DriveR								
	DriveR P.D.	DriveN P.D.	DriveN RPM	HP Per Belt C	HP Per Belt CX	DriveN RPM	HP Per Belt C	HP Per Belt CX	DriveN RPM	HP Per Belt C	HP Per Belt CX	C/CX Belt Length Designation					
												51	60	68	75	81	85
2.17	6.0	13.0	808	8.82	12.91	535	7.02	9.63	402	5.79	7.71	—	—	—	—	—	
2.18	5.5	12.0	802	6.67	10.68	532	5.45	8.02	399	4.56	6.45	12.8	16.1	20.2	23.8	26.8	
2.18	11.0	24.0	802	26.67	32.12	532	21.36	24.48	399	17.37	19.56	—	—	—	—	—	
2.20	5.0	11.0	795	4.46	8.41	527	3.85	6.39	395	3.30	5.18	14.1	18.6	22.7	26.2	29.2	
2.22	9.0	20.0	788	20.39	25.16	522	15.94	18.81	392	12.92	14.97	—	—	—	—	—	
ARC-LENGTH CORRECTION FACTOR												0.71	0.77	0.80	0.83	0.85	0.86
2.25	8.0	18.0	778	16.81	21.31	516	13.08	15.84	387	10.60	12.60	—	—	—	17.8	20.9	
2.25	12.0	27.0	778	29.33	35.20	516	23.90	27.17	387	19.52	21.79	—	—	—	—	—	
2.25	16.0	36.0	+	+	+	516	32.81	36.88	387	27.47	30.14	—	—	—	—	—	
2.29	7.0	16.0	766	12.95	17.23	508	10.11	12.79	381	8.23	10.19	—	—	16.8	20.4	23.5	
2.29	10.5	24.0	766	25.23	30.49	508	20.05	23.10	381	16.29	18.44	—	—	—	—	—	
ARC-LENGTH CORRECTION FACTOR												0.0	0.0	0.77	0.80	0.83	0.84
2.31	13.0	30.0	758	31.63	37.98	503	26.33	29.77	377	21.60	23.96	—	—	—	—	—	
2.33	6.0	14.0	750	8.83	12.93	497	7.04	9.64	373	5.80	7.71	—	15.2	19.3	22.9	25.9	
2.35	8.5	20.0	744	18.65	23.28	493	14.53	17.35	370	11.77	13.80	—	—	—	—	20.8	
2.36	5.5	13.0	740	6.69	10.70	491	5.46	8.03	368	4.57	6.46	11.8	16.5	20.6	24.1	27.2	
2.40	5.0	12.0	729	4.48	8.42	483	3.87	6.40	363	3.31	5.19	13.1	17.8	21.8	25.4	28.4	
ARC-LENGTH CORRECTION FACTOR												0.70	0.75	0.79	0.82	0.84	0.85
2.40	7.5	18.0	729	14.92	19.31	483	11.61	14.33	363	9.43	11.41	—	—	—	18.2	21.3	
2.40	10.0	24.0	729	23.71	28.79	483	18.72	21.70	363	15.18	17.30	—	—	—	—	—	
2.45	11.0	27.0	713	26.70	32.14	473	21.38	24.49	354	17.39	19.57	—	—	—	—	—	
2.50	8.0	20.0	700	16.83	21.33	464	13.09	15.86	348	10.61	12.61	—	—	—	19.0	21.1	
2.50	12.0	30.0	700	29.35	35.22	464	23.92	27.19	348	19.53	21.80	—	—	—	—	—	
ARC-LENGTH CORRECTION FACTOR												0.0	0.0	0.0	0.78	0.81	0.83
2.53	9.5	24.0	693	22.11	27.02	459	17.36	20.28	344	14.07	16.15	—	—	—	—	—	
2.55	5.5	14.0	688	6.70	10.71	456	5.47	8.04	342	4.57	6.46	—	15.6	19.7	23.2	26.3	
2.57	7.0	18.0	681	12.97	17.25	451	10.12	12.80	338	8.24	10.19	—	—	—	18.5	21.6	
2.57	10.5	27.0	681	25.25	30.51	451	20.07	23.12	338	16.30	18.45	—	—	—	—	—	
2.57	14.0	36.0	681	33.57	40.47	451	28.63	32.26	338	23.64	26.08	—	—	—	—	—	
ARC-LENGTH CORRECTION FACTOR												0.0	0.74	0.78	0.81	0.83	0.85
2.60	5.0	13.0	673	4.50	8.44	446	3.87	6.41	335	3.32	5.19	12.2	16.8	20.9	24.5	27.5	
2.67	6.0	16.0	656	8.86	12.95	435	7.05	9.65	326	5.82	7.72	—	—	17.5	21.1	24.2	
2.67	7.5	20.0	656	14.94	19.32	435	11.63	14.34	326	9.44	11.41	—	—	—	—	19.3	
2.67	9.0	24.0	656	20.43	25.19	435	15.97	18.83	326	12.93	14.99	—	—	—	—	—	
2.70	10.0	27.0	648	23.73	28.81	430	18.73	21.72	322	15.19	17.31	—	—	—	—	—	
ARC-LENGTH CORRECTION FACTOR												0.69	0.75	0.79	0.82	0.84	0.85
2.73	11.0	30.0	642	26.72	32.16	425	21.39	24.50	319	17.39	19.58	—	—	—	—	—	
2.75	16.0	44.0	+	+	+	422	32.83	36.90	316	27.49	30.16	—	—	—	—	—	
2.77	13.0	36.0	632	31.66	38.01	419	26.35	29.78	314	21.62	23.97	—	—	—	—	—	
2.80	5.0	14.0	625	4.51	8.44	414	3.88	6.42	311	3.33	5.20	—	15.9	20.0	23.6	26.6	
2.82	8.5	24.0	620	18.68	23.30	411	14.55	17.36	308	11.79	13.81	—	—	—	—	—	
ARC-LENGTH CORRECTION FACTOR												0.0	0.74	0.78	0.81	0.83	0.85
2.84	9.5	27.0	616	22.12	27.04	408	17.37	20.29	306	14.07	16.16	—	—	—	—	—	
2.86	7.0	20.0	613	12.99	17.26	406	10.13	12.81	305	8.25	10.20	—	—	—	19.7	21.8	
2.86	10.5	30.0	613	25.27	30.52	406	20.08	23.12	305	16.30	18.46	—	—	—	—	—	
2.91	5.5	16.0	602	6.72	10.73	399	5.49	8.05	299	4.58	6.47	—	—	17.8	21.4	24.5	
3.00	6.0	18.0	583	8.87	12.96	387	7.06	9.66	290	5.82	7.73	—	—	—	19.2	22.3	
ARC-LENGTH CORRECTION FACTOR												0.0	0.0	0.76	0.79	0.82	0.83
3.00	8.0	24.0	583	16.85	21.35	387	13.11	15.87	290	10.63	12.62	—	—	—	—	—	
3.00	9.0	27.0	583	20.44	25.20	387	15.98	18.84	290	12.94	15.00	—	—	—	—	—	
3.00	10.0	30.0	583	23.74	28.82	387	18.74	21.72	290	15.20	17.32	—	—	—	—	—	
3.00	12.0	36.0	583	29.38	35.24	387	23.93	27.20	290	19.54	21.81	—	—	—	—	—	
3.13	16.0	50.0	+	+	+	371	32.84	36.91	278	27.50	30.17	—	—	—	—	—	
ARC-LENGTH CORRECTION FACTOR												0.0	0.0	0.0	0.0	0.0	0.0
3.14	14.0	44.0	557	33.59	40.49	369	28.65	32.27	277	23.65	26.09	—	—	—	—	—	
3.16	9.5	30.0	554	22.14	27.05	367	17.38	20.30	276	14.08	16.16	—	—	—	—	—	
3.18	8.5	27.0	551	18.69	23.31	365	14.56	17.37	274	11.79	13.82	—	—	—	—	—	
3.20	5.0	16.0	547	4.52	8.46	363	3.89	6.42	272	3.33	5.20	—	—	18.1	21.8	24.8	
3.20	7.5	24.0	547	14.96	19.34	363	11.64	14.35	272	9.45	11.42	—	—	—	—	—	
ARC-LENGTH CORRECTION FACTOR												0.0	0.0	0.76	0.79	0.82	0.83

C = STANDARD V-BELT
 CX = COGGED/NOTCHED V-BELT
 + IF RIM SPEED EXCEEDS 6500 FEET PER MINUTE, CONSULT *Martin*.



Stock Drive Selection C

Nominal Center Distances And Arc-Length Correction Factor															Sheave Combination		Speed Ratio
C/CX Belt Length Designation															DriveR P.D.	DriveN P.D.	
90	96	105	112	120	128	144	158	173	180	210	240	300	360	420			
31.3	34.3	38.9	42.4	46.4	50.4	58.4	65.4	72.9	76.4	91.5	105.5	135.5	165.5	195.5	6.0	13.0	2.17
32.5	35.6	40.1	43.6	47.6	51.6	59.6	66.6	74.1	77.6	92.6	106.7	136.7	166.7	196.7	5.5	12.0	2.18
—	—	25.6	29.2	33.3	37.4	45.5	52.6	60.1	63.6	78.7	92.7	122.8	152.8	182.8	11.0	24.0	2.18
33.8	36.8	41.3	44.8	48.8	52.8	60.8	67.8	75.3	78.8	93.8	107.8	137.9	167.9	197.9	5.0	11.0	2.20
23.0	26.1	30.7	34.2	38.3	42.3	50.4	57.4	64.9	68.5	83.5	97.5	127.6	157.6	187.6	9.0	20.0	2.22
0.87	0.89	0.91	0.93	0.94	0.96	0.99	1.01	1.03	1.04	1.07	1.10	1.16	1.20	1.23			
25.5	28.6	33.2	36.7	40.7	44.8	52.8	59.8	67.3	70.9	85.9	99.9	129.9	160.0	190.0	8.0	18.0	2.25
—	—	—	25.7	29.9	34.0	42.2	49.2	56.8	60.4	75.4	89.5	119.6	149.6	179.7	12.0	27.0	2.25
—	—	—	—	—	—	31.0	38.3	46.0	49.6	64.8	79.0	109.2	139.3	169.3	16.0	36.0	2.25
28.0	31.1	35.6	39.1	43.2	47.2	55.2	62.2	69.7	73.2	88.3	102.3	132.3	162.3	192.3	7.0	16.0	2.29
—	—	26.0	29.6	33.7	37.8	45.9	52.9	60.5	64.0	79.1	93.1	123.2	153.2	183.2	10.5	24.0	2.29
0.86	0.87	0.90	0.91	0.93	0.95	0.98	1.00	1.02	1.03	1.07	1.10	1.15	1.20	1.23			
—	—	—	—	26.3	30.5	38.7	45.9	53.5	57.0	72.2	86.3	116.4	146.4	176.5	13.0	30.0	2.31
30.5	33.5	38.0	41.5	45.6	49.6	57.6	64.6	72.1	75.6	90.7	104.7	134.7	164.7	194.7	6.0	14.0	2.33
23.4	26.4	31.0	34.6	38.6	42.7	50.7	57.8	65.3	68.8	83.9	97.9	127.9	158.0	188.0	8.5	20.0	2.35
31.7	34.7	39.2	42.8	46.8	50.8	58.8	65.8	73.3	76.8	91.8	105.9	135.9	165.9	195.9	5.5	13.0	2.36
32.9	35.9	40.4	44.0	48.0	52.0	60.0	67.0	74.5	78.0	93.0	107.0	137.1	167.1	197.1	5.0	12.0	2.40
0.87	0.88	0.91	0.92	0.94	0.95	0.98	1.01	1.03	1.04	1.07	1.10	1.15	1.20	1.23			
25.9	28.9	33.5	37.1	41.1	45.1	53.2	60.2	67.7	71.2	86.3	100.3	130.3	160.3	190.3	7.5	18.0	2.40
—	21.6	26.3	29.9	34.0	38.1	46.2	53.3	60.8	64.4	79.4	93.5	123.5	153.6	183.6	10.0	24.0	2.40
—	—	—	26.4	30.6	34.7	42.9	50.0	57.5	61.1	76.2	90.3	120.3	150.4	180.4	11.0	27.0	2.45
23.7	26.8	31.4	34.9	39.0	43.0	51.1	58.1	65.7	69.2	84.2	98.3	128.3	158.3	188.4	8.0	20.0	2.50
—	—	—	—	27.0	31.2	39.4	46.6	54.2	57.8	72.9	87.0	117.1	147.2	177.2	12.0	30.0	2.50
0.84	0.86	0.89	0.91	0.93	0.94	0.97	1.00	1.02	1.03	1.07	1.10	1.15	1.19	1.23			
—	21.9	26.7	30.3	34.4	38.5	46.6	53.6	61.2	64.7	79.8	93.9	123.9	154.0	184.0	9.5	24.0	2.53
30.8	33.9	38.4	41.9	45.9	50.0	58.0	65.0	72.5	76.0	91.0	105.0	135.1	165.1	195.1	5.5	14.0	2.55
26.2	29.3	33.9	37.4	41.5	45.5	53.5	60.6	68.1	71.6	86.6	100.7	130.7	160.7	190.7	7.0	18.0	2.57
—	—	—	26.7	30.9	35.0	43.2	50.3	57.9	61.4	76.6	90.6	120.7	150.8	180.8	10.5	27.0	2.57
—	—	—	—	—	—	32.3	39.7	47.4	51.0	66.3	80.4	110.6	140.8	170.8	14.0	36.0	2.57
0.86	0.88	0.90	0.92	0.94	0.95	0.98	1.00	1.02	1.03	1.07	1.10	1.15	1.20	1.23			
32.1	35.1	39.6	43.1	47.1	51.2	59.2	66.2	73.7	77.2	92.2	106.2	136.3	166.3	196.3	5.0	13.0	2.60
28.7	31.8	36.3	39.9	43.9	47.9	55.9	63.0	70.5	74.0	89.0	103.0	133.1	163.1	193.1	6.0	16.0	2.67
24.0	27.1	31.7	35.3	39.4	43.4	51.5	58.5	66.1	69.6	84.6	98.7	128.7	158.7	188.7	7.5	20.0	2.67
—	22.3	27.0	30.6	34.7	38.8	46.9	54.0	61.6	65.1	80.2	94.2	124.3	154.3	184.4	9.0	24.0	2.67
—	—	23.0	27.1	31.2	35.4	43.6	50.7	58.3	61.8	76.9	91.0	121.1	151.2	181.2	10.0	27.0	2.70
0.87	0.88	0.90	0.92	0.94	0.95	0.98	1.00	1.03	1.04	1.07	1.10	1.15	1.20	1.23			
—	—	—	—	27.6	31.8	40.1	47.3	54.9	58.5	73.6	87.7	117.9	147.9	178.0	11.0	30.0	2.73
—	—	—	—	—	—	—	—	38.3	42.0	57.6	72.0	102.4	132.6	162.7	16.0	44.0	2.75
—	—	—	—	—	—	33.0	40.3	48.1	51.7	67.0	81.2	111.4	141.5	171.6	13.0	36.0	2.77
31.2	34.2	38.8	42.3	46.3	50.3	58.4	65.4	72.9	76.4	91.4	105.4	135.5	165.5	195.5	5.0	14.0	2.80
—	22.6	27.3	31.0	35.1	39.2	47.3	54.4	61.9	65.5	80.6	94.6	124.7	154.7	184.8	8.5	24.0	2.82
0.86	0.88	0.90	0.92	0.93	0.95	0.98	1.00	1.02	1.03	1.07	1.10	1.15	1.20	1.23			
—	—	23.7	27.4	31.6	35.7	43.9	51.0	58.6	62.2	77.3	91.4	121.5	151.5	181.6	9.5	27.0	2.84
24.4	27.5	32.1	35.7	39.7	43.8	51.8	58.9	66.4	69.9	85.0	99.0	129.1	159.1	189.1	7.0	20.0	2.86
—	—	—	—	27.9	32.2	40.5	47.6	55.3	58.8	74.0	88.1	118.2	148.3	178.4	10.5	30.0	2.86
29.1	32.1	36.7	40.2	44.3	48.3	56.3	63.3	70.9	74.4	89.4	103.4	133.5	163.5	193.5	5.5	16.0	2.91
26.9	30.0	34.6	38.1	42.2	46.2	54.3	61.3	68.8	72.4	87.4	101.4	131.5	161.5	191.5	6.0	18.0	3.00
0.85	0.87	0.89	0.91	0.93	0.95	0.98	1.00	1.02	1.03	1.07	1.10	1.15	1.19	1.23			
—	22.9	27.7	31.3	35.4	39.5	47.6	54.7	62.3	65.8	80.9	95.0	125.1	155.1	185.1	8.0	24.0	3.00
—	—	24.0	27.7	31.9	36.1	44.3	51.4	59.0	62.5	77.7	91.7	121.8	151.9	182.0	9.0	27.0	3.00
—	—	—	—	28.3	32.5	40.8	48.0	55.6	59.2	74.4	88.5	118.6	148.7	178.8	10.0	30.0	3.00
—	—	—	—	—	—	33.6	41.0	48.8	52.4	67.7	81.9	112.1	142.2	172.3	12.0	36.0	3.00
—	—	—	—	—	—	—	—	—	—	51.8	66.4	97.1	127.5	157.7	16.0	50.0	3.13
0.0	0.81	0.85	0.87	0.90	0.92	0.95	0.98	1.00	1.01	1.06	1.09	1.14	1.19	1.22			
—	—	—	—	—	—	—	—	39.6	43.3	59.0	73.4	103.8	134.1	164.2	14.0	44.0	3.14
—	—	—	24.3	28.6	32.8	41.2	48.3	56.0	59.5	74.7	88.8	119.0	149.1	179.1	9.5	30.0	3.16
—	—	24.3	28.0	32.2	36.4	44.6	51.7	59.3	62.9	78.0	92.1	122.2	152.3	182.3	8.5	27.0	3.18
29.4	32.5	37.0	40.6	44.6	48.6	56.7	63.7	71.2	74.8	89.8	103.8	133.8	163.9	193.9	5.0	16.0	3.20
—	23.2	28.0	31.6	35.8	39.9	48.0	55.1	62.7	66.2	81.3	95.4	125.4	155.5	185.5	7.5	24.0	3.20
0.85	0.87	0.89	0.91	0.93	0.94	0.97	1.00	1.02	1.03	1.07	1.10	1.15	1.19	1.23			

FOR BELT SIZES NOT SHOWN, INTERPOLATE FOR ADDITIONAL CENTER DISTANCE.

V-BELT DRIVES

C Stock Drive Selection



V-BELT DRIVES

Speed Ratio	Sheave Combination		DriveN Speeds and HP Per Belt									Nominal Center Distance And Arc-Length Correction Factors					
			1750 RPM DriveR			1160 RPM DriveR			870 RPM DriveR								
	DriveR P.D.	DriveN P.D.	DriveN RPM	HP Per Belt C	HP Per Belt CX	DriveN RPM	HP Per Belt C	HP Per Belt CX	DriveN RPM	HP Per Belt C	HP Per Belt CX	C/CX Belt Length Designation					
												51	60	68	75	81	85
3.27	5.5	18.0	535	6.73	10.74	354	5.49	8.06	266	4.59	6.48	—	—	—	19.5	22.6	24.7
3.27	11.0	36.0	535	26.73	32.17	354	21.40	24.51	266	17.40	19.59	—	—	—	—	—	—
3.33	6.0	20.0	525	8.88	12.97	348	7.07	9.66	261	5.83	7.73	—	—	—	—	20.3	22.4
3.33	9.0	30.0	525	20.45	25.21	348	15.98	18.85	261	12.95	15.00	—	—	—	—	—	—
3.38	8.0	27.0	519	16.86	21.36	344	13.12	15.88	258	10.63	12.63	—	—	—	—	—	—
ARC-LENGTH CORRECTION FACTOR												0.0	0.0	0.0	0.77	0.80	0.82
3.38	13.0	44.0	517	31.68	38.03	343	26.36	29.79	257	21.63	23.98	—	—	—	—	—	—
3.43	7.0	24.0	510	13.00	17.27	338	10.14	12.82	254	8.26	10.21	—	—	—	—	—	—
3.43	10.5	36.0	510	25.29	30.53	338	20.09	23.13	254	16.31	18.46	—	—	—	—	—	—
3.53	8.5	30.0	496	18.70	23.32	329	14.57	17.37	247	11.80	13.82	—	—	—	—	—	—
3.57	14.0	50.0	490	33.60	40.50	325	28.66	32.28	244	23.65	26.10	—	—	—	—	—	—
ARC-LENGTH CORRECTION FACTOR												0.0	0.0	0.0	0.0	0.0	0.0
3.60	5.0	18.0	486	4.53	8.46	322	3.90	6.43	242	3.34	5.21	—	—	16.1	19.8	23.0	25.0
3.60	7.5	27.0	486	14.97	19.35	322	11.64	14.36	242	9.45	11.43	—	—	—	—	—	—
3.60	10.0	36.0	486	23.76	28.83	322	18.75	21.73	242	15.21	17.32	—	—	—	—	—	—
3.64	5.5	20.0	481	6.74	10.74	319	5.50	8.06	239	4.59	6.48	—	—	—	17.4	20.6	22.8
3.67	12.0	44.0	477	29.39	35.25	316	23.94	27.21	237	19.55	21.81	—	—	—	—	—	—
ARC-LENGTH CORRECTION FACTOR												0.0	0.0	0.72	0.77	0.80	0.82
3.75	8.0	30.0	467	16.87	21.36	309	13.12	15.88	232	10.63	12.63	—	—	—	—	—	—
3.79	9.5	36.0	462	22.15	27.06	306	17.38	20.30	230	14.09	16.17	—	—	—	—	—	—
3.85	13.0	50.0	455	31.69	38.03	302	26.36	29.80	226	21.63	23.98	—	—	—	—	—	—
3.86	7.0	27.0	454	13.01	17.28	301	10.15	12.82	226	8.26	10.21	—	—	—	—	—	—
4.00	5.0	20.0	438	4.53	8.47	290	3.90	6.43	218	3.34	5.21	—	—	—	17.7	21.0	23.1
ARC-LENGTH CORRECTION FACTOR												0.0	0.0	0.0	0.74	0.77	0.79
4.00	6.0	24.0	438	8.89	12.98	290	7.08	9.67	218	5.83	7.74	—	—	—	—	—	—
4.00	7.5	30.0	438	14.98	19.35	290	11.65	14.36	218	9.46	11.43	—	—	—	—	—	—
4.00	9.0	36.0	438	20.46	25.22	290	15.99	18.85	218	12.95	15.00	—	—	—	—	—	—
4.00	11.0	44.0	438	26.75	32.18	290	21.41	24.52	218	17.41	19.59	—	—	—	—	—	—
4.17	12.0	50.0	420	29.40	35.26	278	23.95	27.21	209	19.55	21.82	—	—	—	—	—	—
ARC-LENGTH CORRECTION FACTOR												0.0	0.0	0.0	0.0	0.0	0.0
4.19	10.5	44.0	418	25.30	30.54	277	20.10	23.14	208	16.32	18.47	—	—	—	—	—	—
4.24	8.5	36.0	413	18.71	23.32	274	14.57	17.38	205	11.80	13.82	—	—	—	—	—	—
4.29	7.0	30.0	408	13.01	17.28	271	10.15	12.82	203	8.26	10.21	—	—	—	—	—	—
4.36	5.5	24.0	401	6.75	10.75	266	5.50	8.06	199	4.60	6.48	—	—	—	—	—	—
4.40	10.0	44.0	398	23.76	28.83	264	18.76	21.73	198	15.21	17.32	—	—	—	—	—	—
ARC-LENGTH CORRECTION FACTOR												0.0	0.0	0.0	0.0	0.0	0.0
4.50	6.0	27.0	389	8.90	12.98	258	7.08	9.67	193	5.83	7.74	—	—	—	—	—	—
4.50	8.0	36.0	389	16.88	21.37	258	13.12	15.88	193	10.64	12.63	—	—	—	—	—	—
4.55	11.0	50.0	385	26.75	32.19	255	21.41	24.52	191	17.41	19.60	—	—	—	—	—	—
4.63	9.5	44.0	378	22.15	27.06	250	17.39	20.31	188	14.09	16.17	—	—	—	—	—	—
4.76	10.5	50.0	368	25.30	30.55	244	20.10	23.14	183	16.32	18.47	—	—	—	—	—	—
ARC-LENGTH CORRECTION FACTOR												0.0	0.0	0.0	0.0	0.0	0.0
4.80	5.0	24.0	365	4.54	8.47	242	3.90	6.43	181	3.34	5.21	—	—	—	—	—	—
4.80	7.5	36.0	365	14.98	19.36	242	11.65	14.36	181	9.46	11.43	—	—	—	—	—	—
4.89	9.0	44.0	358	20.47	25.23	237	16.00	18.86	178	12.95	15.01	—	—	—	—	—	—
4.91	5.5	27.0	356	6.75	10.75	236	5.50	8.07	177	4.60	6.48	—	—	—	—	—	—
5.00	6.0	30.0	350	8.90	12.98	232	7.08	9.67	174	5.84	7.74	—	—	—	—	—	—
ARC-LENGTH CORRECTION FACTOR												0.0	0.0	0.0	0.0	0.0	0.0
5.00	10.0	50.0	350	23.77	28.84	232	18.76	21.74	174	15.21	17.33	—	—	—	—	—	—
5.14	7.0	36.0	340	13.02	17.29	226	10.15	12.82	169	8.27	10.21	—	—	—	—	—	—
5.18	8.5	44.0	338	18.71	23.33	224	14.57	17.38	168	11.80	13.83	—	—	—	—	—	—
5.26	9.5	50.0	333	22.16	27.06	220	17.39	20.31	165	14.09	16.17	—	—	—	—	—	—
5.40	5.0	27.0	324	4.54	8.47	215	3.91	6.44	161	3.34	5.21	—	—	—	—	—	—
ARC-LENGTH CORRECTION FACTOR												0.0	0.0	0.0	0.0	0.0	0.0
5.45	5.5	30.0	321	6.75	10.76	213	5.51	8.07	160	4.60	6.48	—	—	—	—	—	—
5.50	8.0	44.0	318	16.88	21.37	211	13.13	15.89	158	10.64	12.64	—	—	—	—	—	—
5.56	9.0	50.0	315	20.47	25.23	209	16.00	18.86	157	12.96	15.01	—	—	—	—	—	—
5.87	7.5	44.0	298	14.99	19.36	198	11.66	14.37	148	9.46	11.43	—	—	—	—	—	—
5.88	8.5	50.0	298	18.71	23.33	197	14.58	17.38	148	11.81	13.83	—	—	—	—	—	—
ARC-LENGTH CORRECTION FACTOR												0.0	0.0	0.0	0.0	0.0	0.0

C = STANDARD V-BELT
 CX = COGGED/NOTCHED V-BELT
 + IF RIM SPEED EXCEEDS 6500 FEET PER MINUTE, CONSULT *Martin*.



Stock Drive Selection C

V-BELT DRIVES

Nominal Center Distances And Arc-Length Correction Factor															Sheave Combination		Speed Ratio
C/CX Belt Length Designation															DriveR P.D.	DriveN P.D.	
90	96	105	112	120	128	144	158	173	180	210	240	300	360	420			
27.3	30.3	34.9	38.5	42.5	46.6	54.6	61.7	69.2	72.7	87.8	101.8	131.8	161.9	191.9	5.5	18.0	3.27
—	—	—	—	—	—	34.3	41.7	49.5	53.1	68.4	82.6	112.8	143.0	173.1	11.0	36.0	3.27
25.1	28.2	32.8	36.4	40.4	44.5	52.6	59.6	67.2	70.7	85.7	99.8	129.8	159.9	189.9	6.0	20.0	3.33
—	—	—	24.6	28.9	33.2	41.5	48.7	56.3	59.9	75.1	89.2	119.4	149.5	179.5	9.0	30.0	3.33
—	—	24.6	28.4	32.6	36.7	45.0	52.1	59.7	63.2	78.4	92.5	122.6	152.7	182.7	8.0	27.0	3.39
0.84	0.86	0.88	0.90	0.92	0.94	0.97	0.99	1.02	1.03	1.06	1.09	1.15	1.19	1.23			
—	—	—	—	—	—	—	31.9	40.2	43.9	59.7	74.1	104.5	134.8	165.0	13.0	44.0	3.38
20.3	23.6	28.3	32.0	36.1	40.2	48.4	55.5	63.0	66.6	81.7	95.7	125.8	155.9	185.9	7.0	24.0	3.43
—	—	—	—	—	—	34.6	42.0	49.8	53.4	68.7	82.9	113.2	143.4	173.5	10.5	36.0	3.43
—	—	—	24.9	29.2	33.5	41.8	49.0	56.7	60.3	75.4	89.6	119.7	149.8	179.9	8.5	30.0	3.53
—	—	—	—	—	—	—	—	—	36.8	53.1	67.8	98.5	128.9	159.2	14.0	50.0	3.57
0.77	0.81	0.85	0.87	0.89	0.91	0.95	0.98	1.00	1.01	1.05	1.09	1.14	1.19	1.22			
27.6	30.7	35.3	38.8	42.9	46.9	55.0	62.0	69.6	73.1	88.1	102.2	132.2	162.3	192.3	5.0	18.0	3.60
—	—	24.9	28.7	32.9	37.1	45.3	52.4	60.1	63.6	78.8	92.8	123.0	153.0	183.1	7.5	27.0	3.60
—	—	—	—	—	—	34.9	42.3	50.1	53.7	69.1	83.3	113.6	143.7	173.8	10.0	36.0	3.60
25.4	28.5	33.1	36.7	40.8	44.8	52.9	60.0	67.5	71.1	86.1	100.2	130.2	160.3	190.3	5.5	20.0	3.64
—	—	—	—	—	—	—	32.5	40.8	44.6	60.3	74.8	105.3	135.5	165.7	12.0	44.0	3.67
0.83	0.85	0.88	0.90	0.92	0.94	0.97	0.99	1.01	1.02	1.06	1.09	1.15	1.19	1.23			
—	—	—	25.2	29.6	33.8	42.2	49.4	57.0	60.6	75.8	89.9	120.1	150.2	180.3	8.0	30.0	3.75
—	—	—	—	—	—	35.2	42.7	50.5	54.1	69.5	83.7	113.9	144.1	174.2	9.5	36.0	3.79
—	—	—	—	—	—	—	—	—	37.4	53.8	68.5	99.2	129.7	159.9	13.0	50.0	3.85
—	—	25.3	29.0	33.2	37.4	45.7	52.8	60.4	64.0	79.1	93.2	123.3	153.4	183.5	7.0	27.0	3.86
25.7	28.8	33.5	37.1	41.1	45.2	53.3	60.3	67.9	71.4	86.5	100.5	130.6	160.6	190.7	5.0	20.0	4.00
0.82	0.84	0.87	0.89	0.91	0.93	0.96	0.99	1.01	1.02	1.06	1.09	1.15	1.19	1.23			
21.0	24.2	29.0	32.6	36.8	40.9	49.1	56.2	63.8	67.3	82.4	96.5	126.6	156.6	186.7	6.0	24.0	4.00
—	—	—	25.5	29.9	34.1	42.5	49.7	57.4	61.0	76.2	90.3	120.5	150.6	180.6	7.5	30.0	4.00
—	—	—	—	—	—	35.5	43.0	50.8	54.4	69.8	84.0	114.3	144.5	174.6	9.0	36.0	4.00
—	—	—	—	—	—	—	33.1	41.5	45.2	61.0	75.4	106.0	136.3	166.4	11.0	44.0	4.00
—	—	—	—	—	—	—	—	33.9	38.0	54.4	69.1	99.9	130.4	160.6	12.0	50.0	4.17
0.77	0.80	0.84	0.87	0.89	0.91	0.95	0.98	1.00	1.01	1.05	1.08	1.14	1.19	1.22			
—	—	—	—	—	—	—	33.5	41.8	45.6	61.4	75.8	106.3	136.6	166.8	10.5	44.0	4.19
—	—	—	—	—	27.0	35.9	43.3	51.2	54.8	70.2	84.4	114.7	144.8	175.0	8.5	36.0	4.24
—	—	—	25.8	30.2	34.5	42.8	50.1	57.7	61.3	76.5	90.7	120.8	151.0	181.0	7.0	30.0	4.29
21.3	24.5	29.3	33.0	37.1	41.2	49.4	56.5	64.1	67.6	82.8	96.8	126.9	157.0	187.1	5.5	24.0	4.36
—	—	—	—	—	—	—	33.8	42.1	45.9	61.7	76.1	106.7	137.0	167.2	10.0	44.0	4.40
0.77	0.80	0.84	0.86	0.89	0.91	0.95	0.97	1.00	1.01	1.05	1.08	1.14	1.19	1.22			
—	—	25.9	29.7	33.9	38.1	46.3	53.5	61.1	64.7	79.8	93.9	124.1	154.2	184.2	6.0	27.0	4.50
—	—	—	—	—	27.3	36.2	43.6	51.5	55.1	70.5	84.7	115.0	145.2	175.3	8.0	36.0	4.50
—	—	—	—	—	—	—	—	34.5	38.6	55.1	69.8	100.7	131.1	161.4	11.0	50.0	4.55
—	—	—	—	—	—	—	34.1	42.4	46.2	62.0	76.5	107.0	137.3	167.5	9.5	44.0	4.63
—	—	—	—	—	—	—	—	34.8	38.9	55.4	70.2	101.0	131.4	161.7	10.5	50.0	4.76
0.0	0.0	0.81	0.84	0.87	0.89	0.93	0.96	0.99	1.00	1.05	1.08	1.14	1.18	1.22			
21.6	24.9	29.7	33.3	37.5	41.6	49.8	56.9	64.5	68.0	83.1	97.2	127.3	157.4	187.4	5.0	24.0	4.80
—	—	—	—	—	27.6	36.5	44.0	51.8	55.5	70.9	85.1	115.4	145.6	175.7	7.5	36.0	4.80
—	—	—	—	—	—	—	34.4	42.7	46.5	62.4	76.8	107.4	137.7	167.9	9.0	44.0	4.89
—	21.2	26.2	30.0	34.2	38.4	46.7	53.9	61.5	65.0	80.2	94.3	124.5	154.6	184.6	5.5	27.0	4.91
—	—	—	26.5	30.8	35.1	43.5	50.8	58.4	62.0	77.2	91.4	121.6	151.7	181.8	6.0	30.0	5.00
0.76	0.80	0.84	0.86	0.89	0.91	0.95	0.98	1.00	1.01	1.05	1.08	1.14	1.18	1.22			
—	—	—	—	—	—	—	—	35.1	39.2	55.7	70.5	101.4	131.8	162.1	10.0	50.0	5.00
—	—	—	—	—	27.9	36.8	44.3	52.2	55.8	71.2	85.4	115.8	146.0	176.1	7.0	36.0	5.14
—	—	—	—	—	—	—	34.7	43.1	46.9	62.7	77.2	107.8	138.1	168.3	8.5	44.0	5.18
—	—	—	—	—	—	—	—	35.4	39.5	56.1	70.8	101.7	132.2	162.5	9.5	50.0	5.26
—	21.5	26.5	30.3	34.6	38.8	47.0	54.2	61.8	65.4	80.6	94.7	124.8	154.9	185.0	5.0	27.0	5.40
0.0	0.74	0.80	0.84	0.87	0.89	0.93	0.96	0.99	1.00	1.04	1.08	1.14	1.18	1.22			
—	—	22.8	26.8	31.2	35.5	43.9	51.1	58.8	62.4	77.6	91.8	122.0	152.1	182.2	5.5	30.0	5.45
—	—	—	—	—	—	—	35.0	43.4	47.2	63.0	77.5	108.1	138.4	168.6	8.0	44.0	5.50
—	—	—	—	—	—	—	—	35.7	39.8	56.4	71.2	102.1	132.5	162.8	9.0	50.0	5.56
—	—	—	—	—	—	—	35.3	43.7	47.5	63.4	77.9	108.5	138.8	169.0	7.5	44.0	5.87
—	—	—	—	—	—	—	—	36.0	40.1	56.7	71.5	102.4	132.9	163.2	8.5	50.0	5.88
0.0	0.0	0.75	0.80	0.84	0.87	0.92	0.95	0.98	0.99	1.04	1.07	1.13	1.18	1.22			

FOR BELT SIZES NOT SHOWN, INTERPOLATE FOR ADDITIONAL CENTER DISTANCE.

C Stock Drive Selection



V-BELT DRIVES

Speed Ratio	Sheave Combination		DriveN Speeds and HP Per Belt									Nominal Center Distance And Arc-Length Correction Factors					
			1750 RPM DriveR			1160 RPM DriveR			870 RPM DriveR			C/CX Belt Length Designation					
	DriveR P.D.	DriveN P.D.	DriveN RPM	HP Per Belt C	HP Per Belt CX	DriveN RPM	HP Per Belt C	HP Per Belt CX	DriveN RPM	HP Per Belt C	HP Per Belt CX	51	60	68	75	81	85
6.00	5.0	30.0	292	4.54	8.48	193	3.91	6.44	145	3.35	5.21	—	—	—	—	—	—
6.00	6.0	36.0	292	8.90	12.99	193	7.08	9.68	145	5.84	7.74	—	—	—	—	—	—
6.25	8.0	50.0	280	16.89	21.37	186	13.13	15.89	139	10.64	12.64	—	—	—	—	—	—
6.29	7.0	44.0	278	13.02	17.29	185	10.16	12.83	138	8.27	10.22	—	—	—	—	—	—
6.55	5.5	36.0	267	6.75	10.76	177	5.51	8.07	133	4.60	6.48	—	—	—	—	—	—
ARC-LENGTH CORRECTION FACTOR												0.0	0.0	0.0	0.0	0.0	0.0
6.67	7.5	50.0	263	14.99	19.36	174	11.66	14.37	131	9.46	11.43	—	—	—	—	—	—
7.14	7.0	50.0	245	13.02	17.29	162	10.16	12.83	122	8.27	10.22	—	—	—	—	—	—
7.20	5.0	36.0	243	4.55	8.48	161	3.91	6.44	121	3.35	5.21	—	—	—	—	—	—
7.33	6.0	44.0	239	8.91	12.99	158	7.08	9.68	119	5.84	7.74	—	—	—	—	—	—
8.00	5.5	44.0	219	6.76	10.76	145	5.51	8.07	109	4.60	6.49	—	—	—	—	—	—
ARC-LENGTH CORRECTION FACTOR												0.0	0.0	0.0	0.0	0.0	0.0
8.33	6.0	50.0	210	8.91	12.99	139	7.09	9.68	104	5.84	7.74	—	—	—	—	—	—
8.80	5.0	44.0	199	4.55	8.48	132	3.91	6.44	99	3.35	5.21	—	—	—	—	—	—
9.09	5.5	50.0	193	6.76	10.76	128	5.51	8.07	96	4.60	6.49	—	—	—	—	—	—
10.00	5.0	50.0	175	4.55	8.48	116	3.91	6.44	87	3.35	5.21	—	—	—	—	—	—
ARC-LENGTH CORRECTION FACTOR												0.0	0.0	0.0	0.0	0.0	0.0

C = STANDARD V-BELT

CX = COGGED/NOTCHED V-BELT

+ IF RIM SPEED EXCEEDS 6500 FEET PER MINUTE, CONSULT *Martin*.



Stock Drive Selection **C**

Nominal Center Distances And Arc-Length Correction Factor															Sheave Combination		Speed Ratio
C/CX Belt Length Designation															DriveR P. D.	DriveN P. D.	
90	96	105	112	120	128	144	158	173	180	210	240	300	360	420			
—	—	23.1	27.1	31.5	35.8	44.2	51.4	59.1	62.7	78.0	92.1	122.3	152.4	182.5	5.0	30.0	6.00
—	—	—	—	—	28.5	37.5	45.0	52.8	56.5	71.9	86.2	116.5	146.7	176.8	6.0	36.0	6.00
—	—	—	—	—	—	—	—	36.3	40.4	57.0	71.8	102.8	133.2	163.5	8.0	50.0	6.25
—	—	—	—	—	—	—	35.6	44.0	47.8	63.7	78.2	108.8	139.2	169.4	7.0	44.0	6.29
—	—	—	—	—	28.8	37.8	45.3	53.2	56.8	72.2	86.5	116.9	147.1	177.2	5.5	36.0	6.55
0.0	0.0	0.74	0.79	0.84	0.87	0.91	0.95	0.98	0.99	1.04	1.07	1.13	1.18	1.22			
—	—	—	—	—	—	—	—	36.6	40.7	57.4	72.2	103.1	133.6	163.9	7.5	50.0	6.67
—	—	—	—	—	—	—	—	36.9	41.1	57.7	72.5	103.4	134.0	164.3	7.0	50.0	7.14
—	—	—	—	—	29.1	38.1	45.6	53.5	57.1	72.6	86.9	117.2	147.4	177.6	5.0	36.0	7.20
—	—	—	—	—	—	—	36.2	44.6	48.5	64.4	78.9	109.5	133.9	170.1	6.0	44.0	7.33
—	—	—	—	—	—	—	36.5	45.0	48.8	64.7	79.2	109.9	140.3	170.5	5.5	44.0	8.00
0.0	0.0	0.0	0.0	0.0	0.78	0.87	0.91	0.95	0.96	1.02	1.06	1.12	1.17	1.21			
—	—	—	—	—	—	—	—	37.5	41.7	58.3	73.2	104.1	134.7	165.0	6.0	50.0	8.33
—	—	—	—	—	—	—	36.8	45.3	49.1	65.0	79.6	110.2	140.6	170.9	5.0	44.0	8.80
—	—	—	—	—	—	—	—	37.8	42.0	58.6	73.5	104.5	135.0	165.4	5.5	50.0	9.09
—	—	—	—	—	—	—	—	38.1	42.3	59.0	73.8	104.8	135.4	165.7	5.0	50.0	10.00
0.0	0.0	0.0	0.0	0.0	0.0	0.0	0.0	0.82	0.91	0.99	1.03	1.10	1.16	1.20			

FOR BELT SIZES NOT SHOWN, INTERPOLATE FOR ADDITIONAL CENTER DISTANCE.

V-BELT DRIVES

D Stock Drive Selection



V-BELT DRIVES

Speed Ratio	Sheave Combination		DriveN Speeds and HP Per Belt						Nominal Center Distance And Arc-Length Correction Factors								
			1160 RPM DriveR		870 RPM DriveR		700 RPM DriveR		D Belt Length Designation								
	DriveR P.D.	DriveN P.D.	DriveN RPM	HP Per Belt D	DriveN RPM	HP Per Belt D	DriveN RPM	HP Per Belt D	120	128	144	158	162	173	180	195	210
1.00	12.0	12.0	1160	25.69	870	22.20	700	19.32	42.8	46.8	54.8	61.8	63.8	69.3	72.8	80.3	87.8
1.00	13.0	13.0	1160	30.21	870	26.10	700	22.67	41.2	45.2	53.2	60.2	62.2	67.7	71.2	78.7	86.2
1.00	13.5	13.5	1160	32.39	870	28.01	700	24.32	40.4	44.4	52.4	59.4	61.4	66.9	70.4	77.9	85.4
1.00	14.0	14.0	1160	34.50	870	29.89	700	25.95	39.7	43.7	51.7	58.7	60.7	66.2	69.7	77.2	84.7
1.00	14.5	14.5	1160	36.55	870	31.74	700	27.57	38.9	42.9	50.9	57.9	59.9	65.4	68.9	76.4	83.9
ARC-LENGTH CORRECTION FACTOR									0.86	0.88	0.90	0.92	0.92	0.94	0.94	0.96	0.98
1.00	15.0	15.0	1160	38.54	870	33.56	700	29.17	38.1	42.1	50.1	57.1	59.1	64.6	68.1	75.6	83.1
1.00	15.5	15.5	1160	40.46	870	35.34	700	30.75	37.3	41.3	49.3	56.3	58.3	63.8	67.3	74.8	82.3
1.00	16.0	16.0	1160	42.32	870	37.10	700	32.31	36.5	40.5	48.5	55.5	57.5	63.0	66.5	74.0	81.5
1.00	18.0	18.0	1160	49.05	870	43.80	700	38.36	33.4	37.4	45.4	52.4	54.4	59.9	63.4	70.9	78.4
1.00	20.0	20.0	1160	54.59	870	49.95	700	44.11	30.2	34.2	42.2	49.2	51.2	56.7	60.2	67.7	75.2
ARC-LENGTH CORRECTION FACTOR									0.86	0.88	0.90	0.92	0.92	0.94	0.94	0.96	0.98
1.00	22.0	22.0	+	+	870	55.52	700	49.52	27.1	31.1	39.1	46.1	48.1	53.6	57.1	64.6	72.1
1.03	14.5	15.0	1121	37.19	841	32.21	677	27.95	38.5	42.5	50.5	57.5	59.5	65.0	68.5	76.0	83.5
1.03	15.0	15.5	1123	39.17	842	34.03	677	29.55	37.7	41.7	49.7	56.7	58.7	64.2	67.7	75.2	82.7
1.03	15.5	16.0	1124	41.10	843	35.82	678	31.13	36.9	40.9	48.9	55.9	57.9	63.4	66.9	74.4	81.9
1.04	13.0	13.5	1117	31.03	838	26.72	674	23.17	40.8	44.8	52.8	59.8	61.8	67.3	70.8	78.3	85.8
ARC-LENGTH CORRECTION FACTOR									0.86	0.88	0.90	0.92	0.92	0.94	0.94	0.96	0.98
1.04	13.5	14.0	1119	33.21	839	28.63	675	24.82	40.1	44.1	52.1	59.1	61.1	66.6	70.1	77.6	85.1
1.04	14.0	14.5	1120	35.32	840	30.51	676	26.45	39.3	43.3	51.3	58.3	60.3	65.8	69.3	76.8	84.3
1.07	13.5	14.5	1080	33.72	810	29.01	652	25.13	39.7	43.7	51.7	58.7	60.7	66.2	69.7	77.2	84.7
1.07	14.0	15.0	1083	35.83	812	30.89	653	26.76	38.9	42.9	50.9	57.9	59.9	65.4	68.9	76.4	83.9
1.07	14.5	15.5	1085	37.89	814	32.74	655	28.37	38.1	42.1	50.1	57.1	59.1	64.6	68.1	75.6	83.1
ARC-LENGTH CORRECTION FACTOR									0.86	0.88	0.90	0.92	0.92	0.94	0.94	0.96	0.97
1.07	15.0	16.0	1088	39.88	816	34.56	656	29.97	37.3	41.3	49.3	56.3	58.3	63.8	67.3	74.8	82.3
1.08	12.0	13.0	1071	27.17	803	23.32	646	20.21	42.0	46.0	54.0	61.0	63.0	68.5	72.0	79.5	87.0
1.08	13.0	14.0	1077	31.70	808	27.22	650	23.57	40.4	44.4	52.4	59.4	61.4	66.9	70.4	77.9	85.4
1.10	14.5	16.0	1051	38.32	788	33.06	634	28.64	37.7	41.7	49.7	56.7	58.7	64.2	67.7	75.2	82.7
1.10	20.0	22.0	1055	56.36	791	51.28	636	45.18	28.6	32.6	40.7	47.7	49.7	55.2	58.7	66.2	73.7
ARC-LENGTH CORRECTION FACTOR									0.86	0.87	0.90	0.92	0.92	0.93	0.94	0.96	0.97
1.11	13.5	15.0	1044	34.29	783	29.44	630	25.47	39.3	43.3	51.3	58.3	60.3	65.8	69.3	76.8	84.3
1.11	14.0	15.5	1048	36.40	786	31.31	632	27.10	38.5	42.5	50.5	57.5	59.5	65.0	68.5	76.0	83.5
1.11	18.0	20.0	1044	50.95	783	45.22	630	39.51	31.8	35.8	43.8	50.8	52.8	58.3	61.8	69.3	76.8
1.12	13.0	14.5	1040	32.24	780	27.62	628	23.89	40.0	44.0	52.0	59.0	61.0	66.5	70.0	77.5	85.0
1.13	12.0	13.5	1031	27.83	773	23.81	622	20.61	41.6	45.6	53.6	60.6	62.6	68.1	71.6	79.1	86.6
ARC-LENGTH CORRECTION FACTOR									0.86	0.87	0.90	0.92	0.92	0.93	0.94	0.96	0.97
1.13	16.0	18.0	1031	44.46	773	38.70	622	33.60	34.9	38.9	46.9	53.9	55.9	61.4	64.9	72.4	79.9
1.14	14.0	16.0	1015	36.75	761	31.58	613	27.31	38.1	42.1	50.1	57.1	59.1	64.6	68.1	75.6	83.1
1.15	13.0	15.0	1005	32.57	754	27.87	607	24.09	39.6	43.6	51.6	58.6	60.6	66.1	69.6	77.1	84.6
1.15	13.5	15.5	1010	34.74	758	29.78	610	25.74	38.9	42.9	50.9	57.9	59.9	65.4	68.9	76.4	83.9
1.16	15.5	18.0	999	42.92	749	37.19	603	32.23	35.3	39.3	47.3	54.3	56.3	61.8	65.3	72.8	80.3
ARC-LENGTH CORRECTION FACTOR									0.86	0.87	0.90	0.91	0.92	0.93	0.94	0.96	0.97
1.17	12.0	14.0	994	28.24	746	24.12	600	20.86	41.2	45.2	53.2	60.2	62.2	67.7	71.2	78.7	86.2
1.19	13.0	15.5	973	32.94	730	28.15	587	24.32	39.2	43.2	51.2	58.2	60.2	65.7	69.2	76.7	84.2
1.19	13.5	16.0	979	35.12	734	30.06	591	25.97	38.5	42.5	50.5	57.5	59.5	65.0	68.5	76.0	83.5
1.20	15.0	18.0	967	41.35	725	35.66	583	30.86	35.7	39.7	47.7	54.7	56.7	62.2	65.7	73.2	80.7
1.21	12.0	14.5	960	28.57	720	24.37	579	21.06	40.8	44.8	52.8	59.8	61.8	67.3	70.8	78.3	85.8
ARC-LENGTH CORRECTION FACTOR									0.86	0.87	0.90	0.91	0.92	0.93	0.94	0.96	0.97
1.22	18.0	22.0	949	52.01	712	46.02	573	40.15	30.2	34.2	42.2	49.2	51.2	56.7	60.2	67.7	75.2
1.23	13.0	16.0	943	33.24	707	28.38	569	24.50	38.8	42.8	50.8	57.8	59.8	65.3	68.8	76.3	83.8
1.23	22.0	27.0	+	+	709	57.80	570	51.35	-	-	35.1	42.1	44.1	49.6	53.1	60.6	68.1
1.24	14.5	18.0	934	39.65	701	34.06	564	29.44	36.1	40.1	48.1	55.1	57.1	62.6	66.1	73.6	81.1
1.25	12.0	15.0	928	28.85	696	24.57	560	21.22	40.4	44.4	52.4	59.4	61.4	66.9	70.4	77.9	85.4
ARC-LENGTH CORRECTION FACTOR									0.85	0.86	0.89	0.91	0.91	0.93	0.94	0.95	0.97
1.25	16.0	20.0	928	45.48	696	39.47	560	34.21	33.3	37.3	45.3	52.3	54.3	59.8	63.3	70.8	78.3
1.29	12.0	15.5	898	29.07	674	24.74	542	21.36	40.0	44.0	52.0	59.0	61.0	66.5	70.0	77.5	85.0
1.29	14.0	18.0	902	37.89	677	32.43	544	28.00	36.5	40.5	48.5	55.5	57.5	63.0	66.5	74.0	81.5
1.29	15.5	20.0	899	43.85	674	37.88	543	32.79	33.7	37.7	45.7	52.7	54.7	60.2	63.7	71.2	78.7
1.33	12.0	16.0	870	29.26	653	24.88	525	21.47	39.6	43.6	51.6	58.6	60.6	66.1	69.6	77.1	84.6
ARC-LENGTH CORRECTION FACTOR									0.85	0.86	0.89	0.91	0.91	0.93	0.94	0.95	0.97

D = STANDARD V-BELT
 + IF RIM SPEED EXCEEDS 6500 FEET PER MINUTE, CONSULT *Martin*.



Stock Drive Selection **D**

V-BELT DRIVES

Nominal Center Distances And Arc-Length Correction Factor										Sheave Combination		Speed Ratio
D Belt Length Designation										DriveR P.D.	DriveN P.D.	
240	270	300	330	360	390	420	480	540	600			
101.6	116.6	131.6	146.6	161.6	176.6	191.6	221.6	251.6	281.6	12.0	12.0	1.00
100.0	115.0	130.0	145.0	160.0	175.0	190.0	220.0	250.0	280.0	13.0	13.0	1.00
99.2	114.2	129.2	144.2	159.2	174.2	189.2	219.2	249.2	279.2	13.5	13.5	1.00
98.4	113.4	128.4	143.4	158.4	173.4	188.4	218.4	248.4	278.4	14.0	14.0	1.00
97.6	112.6	127.6	142.6	157.6	172.6	187.6	217.6	247.6	277.6	14.5	14.5	1.00
1.00	1.02	1.05	1.06	1.08	1.10	1.11	1.14	1.17	1.19			
96.8	111.8	126.8	141.8	156.8	171.8	186.8	216.8	246.8	276.8	15.0	15.0	1.00
96.1	111.1	126.1	141.1	156.1	171.1	186.1	216.1	246.1	276.1	15.5	15.5	1.00
95.3	110.3	125.3	140.3	155.3	170.3	185.3	215.3	245.3	275.3	16.0	16.0	1.00
92.1	107.1	122.1	137.1	152.1	167.1	182.1	212.1	242.1	272.1	18.0	18.0	1.00
89.0	104.0	119.0	134.0	149.0	164.0	179.0	209.0	239.0	269.0	20.0	20.0	1.00
1.00	1.02	1.05	1.06	1.08	1.10	1.11	1.14	1.17	1.19			
85.8	100.8	115.8	130.8	145.8	160.8	175.8	205.8	235.8	265.8	22.0	22.0	1.00
97.2	112.2	127.2	142.2	157.2	172.2	187.2	217.2	247.2	277.2	14.5	15.0	1.03
96.4	111.4	126.4	141.4	156.4	171.4	186.4	216.4	246.4	276.4	15.0	15.5	1.03
95.7	110.7	125.7	140.7	155.7	170.7	185.7	215.7	245.7	275.7	15.5	16.0	1.03
99.6	114.6	129.6	144.6	159.6	174.6	189.6	219.6	249.6	279.6	13.0	13.5	1.04
1.00	1.02	1.05	1.06	1.08	1.10	1.11	1.14	1.17	1.19			
98.8	113.8	128.8	143.8	158.8	173.8	188.8	218.8	248.8	278.8	13.5	14.0	1.04
98.0	113.0	128.0	143.0	158.0	173.0	188.0	218.0	248.0	278.0	14.0	14.5	1.04
98.4	113.4	128.4	143.4	158.4	173.4	188.4	218.4	248.4	278.4	13.5	14.5	1.07
97.6	112.6	127.6	142.6	157.6	172.6	187.6	217.6	247.6	277.6	14.0	15.0	1.07
96.8	111.8	126.8	141.8	156.8	171.8	186.8	216.8	246.8	276.8	14.5	15.5	1.07
1.00	1.02	1.04	1.06	1.08	1.10	1.11	1.14	1.16	1.19			
96.1	111.1	126.1	141.1	156.1	171.1	186.1	216.1	246.1	276.1	15.0	16.0	1.07
100.8	115.8	130.8	145.8	160.8	175.8	190.8	220.8	250.8	280.8	12.0	13.0	1.08
99.2	114.2	129.2	144.2	159.2	174.2	189.2	219.2	249.2	279.2	13.0	14.0	1.08
96.4	111.4	126.4	141.4	156.4	171.4	186.4	216.4	246.4	276.4	14.5	16.0	1.10
87.4	102.4	117.4	132.4	147.4	162.4	177.4	207.4	237.4	267.4	20.0	22.0	1.10
1.00	1.02	1.04	1.06	1.08	1.10	1.11	1.14	1.16	1.19			
98.0	113.0	128.0	143.0	158.0	173.0	188.0	218.0	248.0	278.0	13.5	15.0	1.11
97.2	112.2	127.2	142.2	157.2	172.2	187.2	217.2	247.2	277.2	14.0	15.5	1.11
90.5	105.6	120.6	135.6	150.6	165.6	180.6	210.6	240.6	270.6	18.0	20.0	1.11
98.8	113.8	128.8	143.8	158.8	173.8	188.8	218.8	248.8	278.8	13.0	14.5	1.12
100.4	115.4	130.4	145.4	160.4	175.4	190.4	220.4	250.4	280.4	12.0	13.5	1.13
1.00	1.02	1.04	1.06	1.08	1.10	1.11	1.14	1.16	1.19			
93.7	108.7	123.7	138.7	153.7	168.7	183.7	213.7	243.7	273.7	16.0	18.0	1.13
96.8	111.8	126.8	141.8	156.8	171.8	186.8	216.8	246.8	276.8	14.0	16.0	1.14
98.4	113.4	128.4	143.4	158.4	173.4	188.4	218.4	248.4	278.4	13.0	15.0	1.15
97.6	112.6	127.6	142.6	157.6	172.6	187.6	217.6	247.6	277.6	13.5	15.5	1.15
94.1	109.1	124.1	139.1	154.1	169.1	184.1	214.1	244.1	274.1	15.5	18.0	1.16
1.00	1.02	1.04	1.06	1.08	1.10	1.11	1.14	1.16	1.19			
100.0	115.0	130.0	145.0	160.0	175.0	190.0	220.0	250.0	280.0	12.0	14.0	1.17
98.0	113.0	128.0	143.0	158.0	173.0	188.0	218.0	248.0	278.0	13.0	15.5	1.19
97.2	112.2	127.2	142.2	157.2	172.2	187.2	217.2	247.2	277.2	13.5	16.0	1.19
94.5	109.5	124.5	139.5	154.5	169.5	184.5	214.5	244.5	274.5	15.0	18.0	1.20
99.6	114.6	129.6	144.6	159.6	174.6	189.6	219.6	249.6	279.6	12.0	14.5	1.21
1.00	1.02	1.04	1.06	1.08	1.10	1.11	1.14	1.16	1.19			
89.0	104.0	119.0	134.0	149.0	164.0	179.0	209.0	239.0	269.0	18.0	22.0	1.22
97.6	112.6	127.6	142.6	157.6	172.6	187.6	217.6	247.6	277.6	13.0	16.0	1.23
81.9	96.9	111.9	126.9	141.9	156.9	171.9	201.9	231.9	261.9	22.0	27.0	1.23
94.9	109.9	124.9	139.9	154.9	169.9	184.9	214.9	244.9	274.9	14.5	18.0	1.24
99.2	114.2	129.2	144.2	159.2	174.2	189.2	219.2	249.2	279.2	12.0	15.0	1.25
0.99	1.02	1.04	1.06	1.08	1.10	1.11	1.14	1.16	1.18			
92.1	107.1	122.1	137.1	152.1	167.1	182.1	212.1	242.1	272.1	16.0	20.0	1.25
98.8	113.8	128.8	143.8	158.8	173.8	188.8	218.8	248.8	278.8	12.0	15.5	1.29
95.2	110.2	125.2	140.2	155.2	170.2	185.2	215.2	245.2	275.2	14.0	18.0	1.29
92.5	107.5	122.5	137.5	152.5	167.5	182.5	212.5	242.5	272.5	15.5	20.0	1.29
98.4	113.4	128.4	143.4	158.4	173.4	188.4	218.4	248.4	278.4	12.0	16.0	1.33
0.99	1.02	1.04	1.06	1.08	1.10	1.11	1.14	1.16	1.18			

FOR BELT SIZES NOT SHOWN, INTERPOLATE FOR ADDITIONAL CENTER DISTANCE.

D Stock Drive Selection



V-BELT DRIVES

Speed Ratio	Sheave Combination		DriveN Speeds and HP Per Belt						Nominal Center Distance And Arc-Length Correction Factors								
			1160 RPM DriveR		870 RPM DriveR		700 RPM DriveR		D Belt Length Designation								
	DriveR P.D.	DriveN P.D.	DriveN RPM	HP Per Belt D	DriveN RPM	HP Per Belt D	DriveN RPM	HP Per Belt D	120	128	144	158	162	173	180	195	210
1.33	13.5	18.0	870	35.96	653	30.96	525	26.48	36.8	40.8	48.9	55.9	57.9	63.4	66.9	74.4	81.9
1.33	15.0	20.0	870	42.11	653	36.23	525	31.32	34.1	38.1	46.1	53.1	55.1	60.6	64.1	71.6	79.1
1.35	20.0	27.0	859	58.24	644	52.69	519	46.31	—	28.5	36.6	43.6	45.6	51.1	54.6	62.1	69.6
1.38	13.0	18.0	838	33.97	628	28.92	506	24.94	37.2	41.2	49.2	56.2	58.2	63.8	67.3	74.8	82.3
1.38	14.5	20.0	841	40.31	631	34.56	508	29.84	34.4	38.5	46.5	53.5	55.5	61.0	64.5	72.0	79.5
ARC-LENGTH CORRECTION FACTOR									0.85	0.86	0.89	0.91	0.91	0.93	0.94	0.95	0.97
1.38	16.0	22.0	844	46.08	633	39.92	509	34.58	31.7	35.7	43.7	50.7	52.7	58.2	61.7	69.2	76.7
1.42	15.5	22.0	817	44.35	613	38.26	493	33.06	32.0	36.1	44.1	51.1	53.1	58.6	62.1	69.6	77.1
1.43	14.0	20.0	812	38.41	609	32.82	490	28.31	34.8	38.8	46.9	53.9	55.9	61.4	64.9	72.4	79.9
1.47	15.0	22.0	791	42.55	593	36.56	477	31.59	32.4	36.4	44.5	51.5	53.5	59.0	62.5	70.0	77.5
1.48	13.5	20.0	783	36.42	587	31.04	473	26.75	35.2	39.2	47.2	54.2	56.2	61.8	65.3	72.8	80.3
ARC-LENGTH CORRECTION FACTOR									0.84	0.86	0.88	0.90	0.91	0.92	0.93	0.95	0.97
1.50	12.0	18.0	773	29.76	580	25.26	467	21.77	38.0	42.0	50.0	57.0	59.0	64.5	68.0	75.5	83.0
1.50	18.0	27.0	773	53.13	580	46.86	467	40.82	25.9	30.0	38.0	45.1	47.1	52.6	56.1	63.6	71.2
1.50	22.0	33.0	+	+	580	58.58	467	51.98	—	—	—	37.0	39.1	44.6	48.1	55.7	63.2
1.52	14.5	22.0	765	40.67	573	34.82	461	30.05	32.8	36.8	44.8	51.8	53.9	59.4	62.9	70.4	77.9
1.54	13.0	20.0	754	34.36	566	29.22	455	25.17	35.6	39.6	47.6	54.6	56.6	62.1	65.6	73.1	80.7
ARC-LENGTH CORRECTION FACTOR									0.85	0.86	0.89	0.91	0.91	0.93	0.93	0.95	0.97
1.57	14.0	22.0	738	38.70	554	33.04	445	28.49	33.1	37.2	45.2	52.2	54.2	59.7	63.2	70.7	78.3
1.63	13.5	22.0	712	36.67	534	31.22	430	26.91	33.5	37.5	45.6	52.6	54.6	60.1	63.6	71.1	78.7
1.65	20.0	33.0	703	58.90	527	53.18	424	46.71	—	—	31.4	38.5	40.5	46.1	49.6	57.2	64.7
1.67	12.0	20.0	696	30.02	522	25.45	420	21.93	36.3	40.3	48.4	55.4	57.4	62.9	66.4	73.9	81.4
1.69	13.0	22.0	685	34.56	514	29.37	414	25.30	33.9	37.9	45.9	53.0	55.0	60.5	64.0	71.5	79.0
ARC-LENGTH CORRECTION FACTOR									0.84	0.85	0.88	0.90	0.91	0.92	0.93	0.95	0.96
1.69	16.0	27.0	687	46.67	516	40.36	415	34.93	27.3	31.4	39.5	46.6	48.6	54.1	57.6	65.1	72.7
1.74	15.5	27.0	666	44.86	499	38.64	402	33.40	27.7	31.7	39.9	46.9	48.9	54.5	58.0	65.5	73.0
1.80	15.0	27.0	644	42.99	483	36.89	389	31.85	28.0	32.1	40.2	47.3	49.3	54.8	58.4	65.9	73.4
1.82	22.0	40.0	+	+	479	58.87	385	52.21	—	—	—	—	—	38.4	42.0	49.6	57.2
1.83	12.0	22.0	633	30.15	475	25.55	382	22.01	34.6	38.6	46.7	53.7	55.7	61.2	64.8	72.3	79.8
ARC-LENGTH CORRECTION FACTOR									0.81	0.83	0.87	0.89	0.90	0.91	0.92	0.94	0.96
1.83	18.0	33.0	633	53.52	475	47.15	382	41.06	—	—	32.7	39.9	41.9	47.5	51.0	58.6	66.2
1.86	14.5	27.0	623	41.04	467	35.10	376	30.28	28.4	32.5	40.6	47.6	49.7	55.2	58.7	66.3	73.8
1.93	14.0	27.0	601	39.03	451	33.28	363	28.68	28.7	32.8	40.9	48.0	50.0	55.6	59.1	66.6	74.2
2.00	13.5	27.0	580	36.94	435	31.43	350	27.07	29.1	33.2	41.3	48.4	50.4	55.9	59.5	67.0	74.5
2.00	20.0	40.0	580	59.15	435	53.37	350	46.86	—	—	—	—	34.1	39.8	43.4	51.0	58.7
ARC-LENGTH CORRECTION FACTOR									0.81	0.83	0.86	0.89	0.89	0.91	0.92	0.94	0.95
2.06	16.0	33.0	562	46.90	422	40.53	339	35.07	—	—	34.1	41.3	43.3	48.9	52.5	60.1	67.6
2.08	13.0	27.0	559	34.80	419	29.54	337	25.44	29.4	33.5	41.6	48.7	50.8	56.3	59.8	67.4	74.9
2.13	15.5	33.0	545	45.07	409	38.79	329	33.52	—	—	34.4	41.6	43.7	49.3	52.8	60.4	68.0
2.18	22.0	48.0	+	+	399	58.98	321	52.31	—	—	—	—	—	—	—	42.2	50.0
2.20	15.0	33.0	527	43.16	395	37.02	318	31.95	—	—	34.8	42.0	44.0	49.6	53.2	60.8	68.4
ARC-LENGTH CORRECTION FACTOR									0.80	0.82	0.86	0.88	0.89	0.90	0.91	0.93	0.95
2.22	18.0	40.0	522	53.68	392	47.27	315	41.46	—	—	—	33.3	35.4	41.1	44.7	52.4	60.1
2.25	12.0	27.0	516	30.32	387	25.68	311	22.11	30.1	34.2	42.4	49.5	51.5	57.0	60.6	68.1	75.6
2.28	14.5	33.0	510	41.19	382	35.22	308	30.37	—	—	35.1	42.3	44.4	50.0	53.5	61.1	68.7
2.36	14.0	33.0	492	39.16	369	33.38	297	28.76	—	27.1	35.5	42.7	44.7	50.3	53.9	61.5	69.1
2.40	20.0	48.0	483	59.25	363	53.45	292	46.92	—	—	—	—	—	—	—	43.5	51.3
ARC-LENGTH CORRECTION FACTOR									0.80	0.82	0.86	0.88	0.89	0.90	0.91	0.93	0.95
2.44	13.5	33.0	475	37.06	356	31.51	286	27.14	—	27.4	35.8	43.0	45.1	50.7	54.3	61.9	69.4
2.50	16.0	40.0	464	47.00	348	40.61	280	35.13	—	—	—	34.6	36.7	42.5	46.1	53.8	61.5
2.54	13.0	33.0	457	34.89	343	29.62	276	25.49	—	27.7	36.1	43.4	45.4	51.0	54.6	62.2	69.8
2.58	15.5	40.0	450	45.15	337	38.86	271	33.57	—	—	—	34.9	37.0	42.8	46.4	54.2	61.8
2.64	22.0	58.0	+	+	330	59.04	266	52.35	—	—	—	—	—	—	—	—	—
ARC-LENGTH CORRECTION FACTOR									0.0	0.78	0.83	0.86	0.87	0.89	0.90	0.92	0.94
2.67	15.0	40.0	435	43.24	326	37.08	263	32.00	—	—	—	35.2	37.4	43.1	46.8	54.5	62.2
2.67	18.0	48.0	435	53.75	326	47.32	263	41.20	—	—	—	—	—	—	36.8	44.8	52.7
2.75	12.0	33.0	422	30.39	316	25.73	255	22.15	—	28.4	36.8	44.1	46.1	51.7	55.3	62.9	70.5
2.76	14.5	40.0	421	41.26	315	35.27	254	30.41	—	—	—	35.6	37.7	43.5	47.1	54.9	62.5
2.86	14.0	40.0	406	39.22	305	33.43	245	28.80	—	—	—	35.9	38.0	43.8	47.5	55.2	62.9
ARC-LENGTH CORRECTION FACTOR									0.0	0.77	0.82	0.85	0.86	0.88	0.89	0.92	0.94

D = STANDARD V-BELT
 + IF RIM SPEED EXCEEDS 6500 FEET PER MINUTE, CONSULT *Martin*.



Stock Drive Selection **D**

V-BELT DRIVES

Nominal Center Distances And Arc-Length Correction Factor										Sheave Combination		Speed Ratio
D Belt Length Designation										DriveR P.D	DriveN P.D	
240	270	300	330	360	390	420	480	540	600			
95.6	110.6	125.6	140.6	155.6	170.6	185.6	215.6	245.6	275.7	13.5	18.0	1.33
92.9	107.9	122.9	137.9	152.9	167.9	182.9	212.9	242.9	272.9	15.0	20.0	1.33
83.4	98.4	113.4	128.4	143.4	158.4	173.5	203.5	233.5	263.5	20.0	27.0	1.35
96.0	111.0	126.0	141.0	156.0	171.0	186.0	216.0	246.0	276.0	13.0	18.0	1.38
93.3	108.3	123.3	138.3	153.3	168.3	183.3	213.3	243.3	273.3	14.5	20.0	1.38
0.99		1.02	1.04	1.06	1.08	1.10	1.11	1.14	1.16	1.18		
90.5	105.5	120.5	135.5	150.5	165.5	180.5	210.5	240.5	270.5	16.0	22.0	1.38
90.9	105.9	120.9	135.9	150.9	165.9	180.9	210.9	240.9	270.9	15.5	22.0	1.42
93.6	108.6	123.6	138.6	153.6	168.6	183.6	213.6	243.6	273.6	14.0	20.0	1.43
91.3	106.3	121.3	136.3	151.3	166.3	181.3	211.3	241.3	271.3	15.0	22.0	1.47
94.0	109.0	124.0	139.0	154.0	169.0	184.0	214.0	244.0	274.0	13.5	20.0	1.48
0.99		1.02	1.04	1.06	1.08	1.09	1.11	1.14	1.16	1.18		
96.8	111.8	126.8	141.8	156.8	171.8	186.8	216.8	246.8	276.8	12.0	18.0	1.50
84.9	100.0	115.0	130.0	145.0	160.0	175.0	205.0	235.0	265.0	18.0	27.0	1.50
77.0	92.0	107.0	122.0	137.0	152.0	167.0	197.0	227.0	257.0	22.0	33.0	1.50
91.7	106.7	121.7	136.7	151.7	166.7	181.7	211.7	241.7	271.7	14.5	22.0	1.52
94.4	109.4	124.4	139.4	154.4	169.4	184.4	214.4	244.4	274.4	13.0	20.0	1.54
0.99		1.02	1.04	1.06	1.08	1.09	1.11	1.14	1.16	1.18		
92.0	107.0	122.0	137.0	152.0	167.0	182.0	212.0	242.0	272.0	14.0	22.0	1.57
92.4	107.4	122.4	137.4	152.4	167.4	182.4	212.4	242.4	272.4	13.5	22.0	1.63
78.5	93.5	108.5	123.5	138.5	153.5	168.5	198.5	228.5	258.5	20.0	33.0	1.65
95.2	110.2	125.2	140.2	155.2	170.2	185.2	215.2	245.2	275.2	12.0	20.0	1.67
92.8	107.8	122.8	137.8	152.8	167.8	182.8	212.8	242.8	272.8	13.0	22.0	1.69
0.99		1.01	1.04	1.06	1.08	1.09	1.11	1.14	1.16	1.18		
86.5	101.5	116.5	131.5	146.5	161.5	176.5	206.5	236.5	266.5	16.0	27.0	1.69
86.8	101.9	116.9	131.9	146.9	161.9	176.9	206.9	236.9	266.9	15.5	27.0	1.74
87.2	102.2	117.2	132.2	147.2	162.2	177.2	207.2	237.2	267.2	15.0	27.0	1.80
71.1	86.2	101.3	116.4	131.4	146.4	161.5	191.5	221.5	251.5	22.0	40.0	1.82
93.6	108.6	123.6	138.6	153.6	168.6	183.6	213.6	243.6	273.6	12.0	22.0	1.83
0.99		1.01	1.03	1.05	1.07	1.09	1.10	1.13	1.16	1.18		
80.0	95.0	110.0	125.0	140.0	155.0	170.0	200.0	230.0	260.0	18.0	33.0	1.83
87.6	102.6	117.6	132.6	147.6	162.6	177.6	207.6	237.6	267.6	14.5	27.0	1.86
88.0	103.0	118.0	133.0	148.0	163.0	178.0	208.0	238.0	268.0	14.0	27.0	1.93
88.3	103.4	118.4	133.4	148.4	163.4	178.4	208.4	238.4	268.4	13.5	27.0	2.00
72.6	87.7	102.8	117.9	132.9	147.9	163.0	193.0	223.0	253.0	20.0	40.0	2.00
0.98		1.01	1.03	1.05	1.07	1.09	1.10	1.13	1.16	1.18		
81.5	96.5	111.5	126.5	141.5	156.5	171.5	201.5	231.5	261.5	16.0	33.0	2.06
88.7	103.7	118.7	133.7	148.7	163.7	178.7	208.7	238.7	268.7	13.0	27.0	2.08
81.8	96.9	112.0	127.0	142.0	157.0	172.0	202.0	232.0	262.0	15.5	33.0	2.13
64.1	79.4	94.5	109.7	124.7	139.8	154.9	185.0	215.0	245.0	22.0	48.0	2.18
82.2	97.3	112.3	127.4	142.4	157.4	172.5	202.5	232.5	262.5	15.0	33.0	2.20
0.98		1.01	1.03	1.05	1.07	1.09	1.10	1.13	1.16	1.18		
74.0	89.0	104.0	119.0	134.0	149.0	164.0	194.0	224.0	254.0	18.0	40.0	2.22
89.5	104.5	119.5	134.5	149.5	164.5	179.5	209.5	239.5	269.5	12.0	27.0	2.25
82.6	97.7	112.7	127.7	142.7	157.7	172.7	202.7	232.7	262.7	14.5	33.0	2.28
82.9	98.0	113.0	128.0	143.0	158.0	173.0	203.0	233.0	263.0	14.0	33.0	2.36
65.5	80.8	96.0	111.1	126.2	141.3	156.4	186.5	216.5	246.5	20.0	48.0	2.40
0.98		1.00	1.03	1.05	1.07	1.09	1.10	1.13	1.16	1.18		
83.3	98.4	113.5	128.5	143.5	158.5	173.5	203.5	233.5	263.5	13.5	33.0	2.44
75.5	90.6	105.7	120.8	135.9	150.9	166.0	196.0	226.0	256.0	16.0	40.0	2.50
83.7	98.8	113.8	128.8	143.8	158.8	173.8	203.8	233.8	263.8	13.0	33.0	2.54
75.8	91.0	106.1	121.2	136.3	151.3	166.4	196.4	226.4	256.4	15.5	40.0	2.58
54.6	70.3	85.7	101.0	116.2	131.3	146.5	176.7	206.8	236.9	22.0	58.0	2.64
0.97		1.00	1.02	1.04	1.06	1.08	1.10	1.13	1.15	1.18		
76.2	91.3	106.5	121.6	136.6	151.7	166.7	196.8	226.9	256.9	15.0	40.0	2.67
66.9	82.2	97.4	112.6	127.7	142.8	157.9	188.0	218.0	248.0	18.0	48.0	2.67
84.4	99.5	114.6	129.6	144.7	159.7	174.7	204.8	234.8	264.8	12.0	33.0	2.75
76.5	91.7	106.8	121.9	137.0	152.1	167.1	197.2	227.2	257.2	14.5	40.0	2.76
76.9	92.1	107.2	122.3	137.4	152.4	167.5	197.6	227.6	257.6	14.0	40.0	2.86
0.97		0.99	1.02	1.04	1.06	1.08	1.10	1.13	1.15	1.17		

FOR BELT SIZES NOT SHOWN, INTERPOLATE FOR ADDITIONAL CENTER DISTANCE.

D Stock Drive Selection



V-BELT DRIVES

Speed Ratio	Sheave Combination		DriveN Speeds and HP Per Belt						Nominal Center Distance And Arc-Length Correction Factors								
			1160 RPM DriveR		870 RPM DriveR		700 RPM DriveR		D/DX Belt Length Designation								
	DriveR P.D.	DriveN P.D.	DriveN RPM	HP Per Belt D	DriveN RPM	HP Per Belt D	DriveN RPM	HP Per Belt D	120	128	144	158	162	173	180	195	210
2.90	20.0	58.0	400	59.31	300	53.49	241	46.95	—	—	—	—	—	—	—	—	—
2.96	13.5	40.0	392	37.11	294	31.55	236	27.17	—	—	—	36.2	38.3	44.1	47.8	55.6	63.2
3.00	16.0	48.0	387	47.05	290	40.64	233	35.16	—	—	—	—	—	—	38.0	46.1	54.0
3.08	13.0	40.0	377	34.94	283	29.65	228	25.52	—	—	—	36.5	38.7	44.5	48.1	55.9	63.6
3.10	15.5	48.0	375	45.19	281	38.89	226	33.60	—	—	—	—	—	—	38.3	46.4	54.3
ARC-LENGTH CORRECTION FACTOR									0.0	0.0	0.0	0.81	0.82	0.85	0.87	0.89	0.92
3.20	15.0	48.0	363	43.28	272	37.11	219	32.02	—	—	—	—	—	—	38.6	46.8	54.7
3.22	18.0	58.0	360	53.79	270	47.35	217	41.22	—	—	—	—	—	—	—	—	42.2
3.31	14.5	48.0	350	41.29	263	35.29	211	30.43	—	—	—	—	—	35.1	39.0	47.1	55.0
3.33	12.0	40.0	348	30.43	261	25.76	210	22.18	—	—	29.5	37.2	39.3	45.1	48.8	56.6	64.3
3.43	14.0	48.0	338	39.25	254	33.45	204	28.82	—	—	—	—	—	35.4	39.3	47.4	55.3
ARC-LENGTH CORRECTION FACTOR									0.0	0.0	0.75	0.81	0.82	0.85	0.86	0.89	0.91
3.56	13.5	48.0	326	37.14	245	31.57	197	27.19	—	—	—	—	—	35.7	39.6	47.7	55.7
3.63	16.0	58.0	320	47.07	240	40.66	193	35.17	—	—	—	—	—	—	—	—	43.5
3.69	13.0	48.0	314	34.96	236	29.67	190	25.54	—	—	—	—	—	36.0	39.9	48.1	56.0
3.74	15.5	58.0	310	45.22	233	38.91	187	33.62	—	—	—	—	—	—	—	—	43.8
3.87	15.0	58.0	300	43.30	225	37.12	181	32.04	—	—	—	—	—	—	—	—	44.1
ARC-LENGTH CORRECTION FACTOR									0.0	0.0	0.0	0.0	0.0	0.78	0.81	0.85	0.88
4.00	12.0	48.0	290	30.45	218	25.77	175	22.19	—	—	—	—	—	36.6	40.5	48.7	56.7
4.00	14.5	58.0	290	41.31	218	35.31	175	30.44	—	—	—	—	—	—	—	—	44.4
4.14	14.0	58.0	280	39.26	210	33.46	169	28.83	—	—	—	—	—	—	—	—	44.7
4.30	13.5	58.0	270	37.15	203	31.59	163	27.20	—	—	—	—	—	—	—	—	45.0
4.46	13.0	58.0	260	34.98	195	29.68	157	25.55	—	—	—	—	—	—	—	—	45.3
ARC-LENGTH CORRECTION FACTOR									0.0	0.0	0.0	0.0	0.0	0.77	0.80	0.85	0.88
4.83	12.0	58.0	240	30.46	180	25.78	145	22.20	—	—	—	—	—	—	—	—	45.9
ARC-LENGTH CORRECTION FACTOR									0.0	0.0	0.0	0.0	0.0	0.0	0.0	0.0	0.80

D = STANDARD V-BELT
 + IF RIM SPEED EXCEEDS 6500 FEET PER MINUTE, CONSULT *Martin*.



Stock Drive Selection **D**

Nominal Center Distances And Arc-Length Correction Factor										Sheave Combination		Speed Ratio
D Belt Length Designation										DriveR P.D.	DriveN P.D.	
240	270	300	330	360	390	420	480	540	600			
55.9	71.6	87.1	102.4	117.6	132.8	147.9	178.1	208.3	238.4	20.0	58.0	2.90
77.2	92.4	107.6	122.7	137.7	152.8	167.9	197.9	228.0	258.0	13.5	40.0	2.96
68.3	83.6	98.8	114.0	129.1	144.2	159.3	189.5	219.6	249.6	16.0	48.0	3.00
77.6	92.8	107.9	123.0	138.1	153.2	168.2	198.3	228.4	258.4	13.0	40.0	3.08
68.6	84.0	99.2	114.4	129.5	144.6	159.7	189.8	219.9	250.0	15.5	48.0	3.10
0.95	0.98	1.01	1.03	1.05	1.07	1.09	1.12	1.15	1.17			
68.9	84.3	99.6	114.7	129.9	145.0	160.1	190.2	220.3	250.4	15.0	48.0	3.20
57.2	73.0	88.4	103.8	119.0	134.2	149.4	179.6	209.8	239.9	18.0	58.0	3.22
69.3	84.7	99.9	115.1	130.2	145.3	160.4	190.6	220.7	250.8	14.5	48.0	3.31
78.3	93.5	108.7	123.8	138.9	153.9	169.0	199.1	229.1	259.2	12.0	40.0	3.33
69.6	85.0	100.3	115.5	130.6	145.7	160.8	190.9	221.1	251.1	14.0	48.0	3.43
0.95	0.98	1.01	1.03	1.05	1.07	1.09	1.12	1.15	1.17			
70.0	85.4	100.6	115.8	131.0	146.1	161.2	191.3	221.4	251.5	13.5	48.0	3.56
58.5	74.3	89.8	105.2	120.4	135.7	150.8	181.1	211.2	241.4	16.0	58.0	3.63
70.3	85.7	101.0	116.2	131.3	146.4	161.5	191.7	221.8	251.9	13.0	48.0	3.69
58.8	74.6	90.2	105.5	120.8	136.0	151.2	181.4	211.6	241.7	15.5	58.0	3.74
59.2	75.0	90.5	105.9	121.2	136.4	151.5	181.8	212.0	242.1	15.0	58.0	3.87
0.93	0.96	1.00	1.02	1.04	1.06	1.08	1.11	1.14	1.16			
71.0	86.4	101.7	116.9	132.0	147.2	162.3	192.4	222.5	252.6	12.0	48.0	4.00
59.5	75.3	90.9	106.2	121.5	136.7	151.9	182.2	212.3	242.5	14.5	58.0	4.00
59.8	75.7	91.2	106.6	121.9	137.1	152.3	182.5	212.7	242.9	14.0	58.0	4.14
60.1	76.0	91.5	106.9	122.2	137.4	152.6	182.9	213.1	243.2	13.5	58.0	4.30
60.4	76.3	91.9	107.3	122.6	137.8	153.0	183.3	213.5	243.6	13.0	58.0	4.46
0.93	0.96	0.99	1.02	1.04	1.06	1.08	1.11	1.14	1.16			
61.1	77.0	92.6	108.0	123.3	138.5	153.7	184.0	214.2	244.3	12.0	58.0	4.83
0.88	0.93	0.97	1.00	1.03	1.05	1.07	1.10	1.13	1.16			

FOR BELT SIZES NOT SHOWN, INTERPOLATE FOR ADDITIONAL CENTER DISTANCE.

V-BELT DRIVES

Non-Stock Drive Selection



The majority of V-belt drives may be selected from the pre-engineered tables by determining the necessary components from the steps outlined in the stock drive selection procedures. If one or more non-stock components are required for your drive, or other problems are encountered in selecting stock drives, the steps outlined below in the **NON STOCK DRIVE SELECTION** can be used.

NOTE: ON CRUSHERS, WOOD CHIPPERS, ETC. SPECIAL CONSTRUCTION REQUIRED. CONSULT FACTORY.

V-BELT DRIVES

TABLE 5 – SERVICE FACTORS																
<p>THE CORRECT SERVICE FACTOR IS DETERMINED BY:</p> <ol style="list-style-type: none"> 1. The extent and frequency of peak loads. 2. The number of operating hours per year, broken down into average hours per day of continuous service. 3. The proper service category (intermittent, normal or continuous). Select the one that most closely approximates your application conditions. 			<p>INTERMITTENT SERVICE – SERVICE FACTOR 1.0 TO 1.5 a Light Duty — Not more than 6 hours per day. b Never exceeding rated load.</p> <p>NORMAL SERVICE – SERVICE FACTOR 1.1 TO 1.6 a Daily service 6 to 16 hours per day. b Where occasional starting or peak load does not exceed 200% of the full load.</p> <p>CONTINUOUS SERVICE – SERVICE FACTOR 1.2 TO 1.8 a Where starting or peak load is in excess of 200% of the full load or where starting or peak loads and overloads occur frequently. b Continuous service 16 to 24 hours per day.</p>													
TYPICAL SERVICE FACTORS																
DRIVEN MACHINE TYPES			DRIVER TYPES													
<p>Driven machine types noted below are representative samples only. Select a category most closely approximating your application from those listed below.</p> <p>IF IDLERS ARE USED, ADD THE FOLLOWING TO THE SERVICE FACTOR.</p> <table style="width: 100%; border: none;"> <tr> <td style="padding: 2px;">Idler on slack side (inside)</td> <td style="padding: 2px;">None</td> </tr> <tr> <td style="padding: 2px;">Idler on slack side (outside)</td> <td style="padding: 2px;">0.1</td> </tr> <tr> <td style="padding: 2px;">Idler on tight side (inside)</td> <td style="padding: 2px;">0.1</td> </tr> <tr> <td style="padding: 2px;">Idler on tight side (outside)</td> <td style="padding: 2px;">0.2</td> </tr> </table>			Idler on slack side (inside)	None	Idler on slack side (outside)	0.1	Idler on tight side (inside)	0.1	Idler on tight side (outside)	0.2	<p>ELECTRIC MOTORS: AC Normal Torque Squirrel Cage and Synchronous AC Split Phase DC Shunt Wound Internal Combustion Engines</p>			<p>ELECTRIC MOTORS: AC Hi-Torque AC Hi-Slip AC Repulsion-Induction AC Single Phase Series Wound AC Slip Ring DC Compound Wound</p>		
Idler on slack side (inside)	None															
Idler on slack side (outside)	0.1															
Idler on tight side (inside)	0.1															
Idler on tight side (outside)	0.2															
			INTERMITTENT SERVICE	NORMAL SERVICE	CONTINUOUS SERVICE	INTERMITTENT SERVICE	NORMAL SERVICE	CONTINUOUS SERVICE								
Agitators for Liquids Blowers and Exhausters Centrifugal Pumps and Compressors 1.0 Fans up to 10 HP Light Duty Conveyors			1.0	1.1	1.2	1.1	1.2	1.3								
Belt Conveyors For Sand, Grain, etc. Dough Mixers Fans Over 10 HP Generators Line Shafts Laundry Machinery Machine Tools Punches-Presses-Shears Printing Machinery Positive Displacement Rotary Pumps Revolving and Vibrating Screens			1.1	1.2	1.3	1.2	1.3	1.4								
Brick Machinery Bucket Elevators Exciters Piston Compressors Conveyors (Drag-Pan-Screw) Hammer Mills Paper Mill Beaters Piston Pumps Positive Displacement Blowers Pulverizers Saw Mill and Woodworking Machinery Textile Machinery			1.2	1.3	1.4	1.4	1.5	1.6								
Crushers (Gyratory-Jaw-Roll) Mills (Ball-Rod-Tube) Hoists Rubber Calenders-Extruders-Mills			1.3	1.4	1.5	1.5	1.6	1.8								
Chokable Equipment			2.0	2.0	2.0	2.0	2.0	2.0								

FOR A GOOD COMMERCIAL DRIVE SELECTION, USE CONTINUOUS SERVICE FACTOR

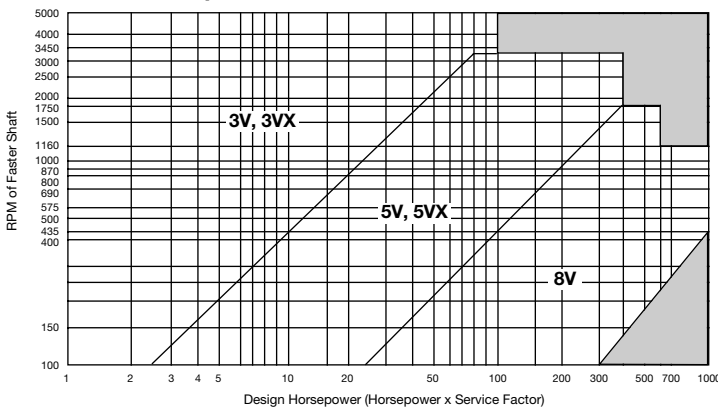
BEFORE SELECTING A DRIVE, YOU NEED TO KNOW THESE FACTS:

1. Horsepower and type of driver
2. RPM of driver
3. RPM and type of driven machine
4. Approximate shaft center distance
5. Shaft size of both units
6. Average hours of operation per day

TYPICAL EXAMPLE

1. The driver is a 75HP squirrel cage, normal torque, electric motor
2. The driver speed is 1160 RPM
3. A piston pump is to be driven at 395 RPM
4. The desired center distance is 36" to 48"
5. The driver shaft diameter is 2 7/8" and the driven shaft diameter is 2 15/16" (both have standard keyseats)
6. The drive operates 20 hours per day.

TABLE 6 — Hi-Cap Cross Section Selection Chart



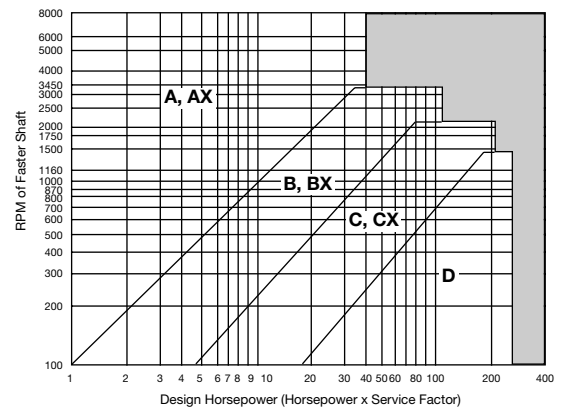
Shaded area refer to factory.

TABLE 8 — Minimum Recommended Sheave Diameters For Electric Motors

MOTOR HORSE-POWER	MOTOR RPM					
	575	695	870	1160	1750	3450
.50	2.50	2.50	2.50	—	—	—
.75	3.00	2.50	2.50	2.50	—	—
1.00	3.00	3.00	2.50	2.50	2.25	—
1.50	3.00	3.00	3.00	2.50	2.50	2.25
2.00	3.75	3.00	3.00	2.50	2.50	2.50
3.00	4.50	3.75	3.00	3.00	2.50	2.50
5.00	4.50	4.50	3.75	3.00	3.00	2.50
7.50	4.25	4.50	4.50	3.75	3.00	3.00
10.00	6.00	5.25	4.50	4.50	3.75	3.00
15.00	6.75	6.00	5.25	4.50	4.50	3.75
20.00	8.25	6.75	6.00	5.25	4.50	4.50
25.00	9.00	8.25	6.75	6.00	4.50	4.50★
★30.00	10.00	9.00	6.75	6.75	5.25	—
40.00	10.00	10.00	8.25	6.75	6.00	—
50.00	11.00	10.00	9.00	8.25	6.75	—
60.00	12.00	11.00	10.00	9.00	7.50	—
75.00	14.00	13.00	10.00	10.00	9.00	—
100.00	18.00	15.00	13.00	13.00	10.00	—
125.00	20.00	18.00	15.00	13.00	11.00	—
150.00	22.00	20.00	18.00	13.00	—	—
200.00	22.00	22.00	22.00	—	—	—
250.00	22.00	22.00	—	—	—	—
300.00	27.00	27.00	—	—	—	—

★Note: Data above the line are from National Electrical Manufacturers Association Standard MG1-3.16 and MG1-3.16a. Data below the line are a composite of Electrical Motor Manufacturers data. They are generally conservative, and specific motors and bearings may permit the use of a smaller motor sheave. Consult the motor manufacturer.

TABLE 7 — Conventional Cross Section Selection Chart



NON-STOCK DRIVE SELECTION PROCEDURE

STEP 1. Determine Design Horsepower

- A. Refer to Table 5, "Typical Service Factors." Locate the type of driven equipment and extend to the type of driver.

Example: Service factor is 1.3

- B. Check the list of additions for effect of idlers or other drive conditions under notes of Table 5 and correct the service factor, if applicable.

Example: No additional factor

- C. Multiply the horsepower requirement of your drive by the corrected service factor.

Example: 75 x 1.3 = 97.5 Design HP

STEP 2. Choose the Belt Cross Section

- A. Refer to Table 6 "Hi-Cap Wedge Cross Section Selection Chart", or to Table 7, "Conventional Cross Section Selection Chart." Locate the design horsepower along the horizontal axis. Read up to the intersection with the RPM of the faster shaft. The point at which the lines intersect indicates the recommended belt section.

Example: For 97.5 design horsepower and 1160 RPM, 5V section belts are recommended. (The decision to use Hi-Cap Wedge belts was arbitrary, conventional belts could also have been used)

- B. If the driver is an electric motor, check the HP and RPM against the minimum recommended sheave diameter on Table 8. Be sure to use a motor sheave that will conform to the NEMA standard for minimum sheave diameter. (If it will not, choose a larger diameter range, or a larger cross section.)

Example: From Table 8, the minimum small sheave to be used for this drive is 10"

Non-Stock Drive Selection



STEP 3. Determine Speed Ratio

Divide the RPM of faster shaft by the RPM of the slower shaft to determine your speed ratio.

Example: $\frac{1160}{395} = 2.94$ Ratio

NOTE:

If replacing a chain or gear drive, divide the number of teeth on the larger sprocket or gear by the number of teeth on the smaller. If replacing a flat belt or conventional V-belt drive, divide the diameter of the larger pulley or sheave, by the diameter of the smaller.

STEP 4. Choose the Sheave Diameters

Stock sheave pitch diameters are given in Table 9. If it is necessary to obtain a speed ratio not possible with two stock sheaves, it is most economical to select a standard sheave diameter for the **largest** sheave.

- A. If the diameter of one sheave is dictated by the drive, start with that diameter. If nothing limits the sheave diameters, start with "the small sheave diameter" in the **upper end** of the recommended driver range as given in Table 9. (If the driver is an electric motor, it is important that the motor sheave diameter is larger than given in Table 8.)

Example: The largest diameter stock 5V sheave that is normally used as a driver (small) sheave has an O.D. of 16". This is larger than the minimum 10" as recommended for this application by Table 8. Thus 16" is a good starting point.

- B. Calculate the belt speed by using this formula: Belt Speed = 0.262 x (PD of either sheave) x (RPM of same sheave). For cast iron statically balanced sheaves, the belt speed should not exceed 5000 feet per minute. Consult factory when speed exceeds 5000 fpm.

Example: Belt speed = 0.262 x 15.90 x 1160
Belt speed = 4832.33

- C. To determine the size of the driven sheave, multiply the O.D. of the small sheave by the speed ratio.

Example: 16.0" x 2.94 = 47.0"

NOTE:

If working with the large sheave as your base, divide the O.D. of the large sheave by the speed ratio to get the small sheave O.D.

- D. If the large sheave is **not a stock** diameter (See Table 9) choose the next smaller **stock** diameter and divide by the speed ratio to determine a new small sheave diameter. This way only the small sheave will be made to order thus the cost of the drive may be reduced.

Example: The 47.0" O.D. is non stock, the next smaller size is 37.5" O.D., therefore, 37.5/2.94 = 12.8" O.D. for small sheave. (**Now sheave sizes are 12.8" O.D. driver and 37.5" O.D. Driven.**)

NOTE:

If small sheave O.D. is reduced by above procedure, recheck minimum electric motor driver sheave size. Also, it's a good idea to recheck belt speed using large sheave as your base. Minimum = 10" Belt speed = 0.262 x 37.4 x 395 = 3870.53.

STEP 5. Determine Center Distance and Belt Length

- A. When the required center distance is not specified, use:

$$\frac{(D + 3d)}{2}, \text{ where } D = \text{O.D. of large sheave, and } d = \text{O.D. of small sheave or, use the large sheave O.D. (whichever is larger) as the preferred center distance. To calculate the belt length required when the center distance is known: } \frac{(D-d)^2}{4C}$$

Belt Length = 2C + 1.57 (D + d) + $\frac{(D-d)^2}{4C}$
Where C = Center Distance

Example: The required center distance specified in the original data is 36" to 48". So use a mean center of 42". If there was not a C.D. specified, you could have used: $\frac{D + 3d}{2} = 37.95"$ as the preferred.

$$\text{Belt Length} = 2 \times 42 + 1.57 (37.5 + 12.8) + \frac{(37.5 - 12.8)^2}{4 \times 42} = 166.6 \text{ inches}$$

Table 10 indicates the nearest stock belt length for 5V belts is 160 inches. Use the next step to determine the correct center distance now that the belt length is known.

- B. To calculate the center distance when belt length is known:

$$\text{Center Distance} = L - 1.57 (D + d) - \frac{(D-d)^2}{1.57(L-R)}$$

Where D = O.D. large sheave
d = O.D. small sheave
C = center distance
L = belt length
R = speed ratio

Example: Using the stock 5V1600 belt length of 160 inches:

$$\text{Center distance} = \frac{(37.5 - 12.8)^2}{160 - 1.57 (37.5 + 12.8) - 1.57 (160 - 2.94)} = 39.3 \text{ inches}$$

STEP 6. Determine Required Number of Belts

- A. Refer to Table 11, "Arc Correction Factor 'G' ". The value representing the difference in sheave outside diameters divided by the center distance is found in the first column. Read across the column showing centers approximating those found in STEP 5 above, interpolating as necessary. This figure is your arc of contact correction factor.

Example: Arc of contact correction factor is:

$$\frac{(37.5 - 12.8)}{39.3} = .628 \text{ Factor} = .90 \text{ By Interpretation}$$

- B. Referring to the basic horsepower rating tables read down the first column of the appropriate cross section table to the RPM of the faster shaft, interpolating if the exact speed is not shown. Read across the column headed "Sheave Outside Diameter" to the diameter of your small sheave (again interpolate, if necessary) for the basic horsepower per belt.

Example: The basic horsepower rating table for 5V belts indicates horsepower per belt of 27.19 (By Interpolation between 12.5 and 13.2 O.D. — where 13.20" has HP of 28.20 and 12.50" has HP of 26.43 then 28.20 - 26.43 = 1.77 ÷ 7 x 3 + 26.43 = 27.19.)

- C. Continue on the same line as your horsepower per belt to the column headed "Add On HP for Speed Ratio." Under the appropriate speed ratio column you will find the additional horsepower per belt to add for your particular speed ratio. Example: The additional HP per belt for speed ratio 2.94 is 1.26.

Therefore, rated HP per belt = 27.19 + 1.26 = 28.45

- D. Multiply the rated HP per belt by the belt length correction factor also found in Table 10; then by the arc correction factor found in STEP 6A.

Example: Table 10 also shows the length correction factor as 1.04; therefore: corrected HP per belt = 28.45 x 1.04 x .90 = 26.63

- E. Divide the design HP by the corrected HP per belt for the number of belts required. When your answer contains a fraction, round up to the next whole number.

Example: $\frac{97.5}{26.63} = 3.66 = 4$ Belts

STEP 7. Order *Martin*

(1) Made to order 4 5V 1280E

- (1) E 2 $\frac{1}{16}$ bushing
- (1) 4 5V 3750 F
- (1) F 2 $\frac{1}{16}$ bushing

NOTE:

The choice of QD bushings was arbitrary. Also available in Taper Bushed.



Non-Stock Drive Selection

Table 9 — Stock Sheave Diameters

A		B		C		D		3V		5V		8V	
Outside Diam.	Pitch Diam.	Outside Diam.	Pitch Diam.	Outside Diam.	Pitch Diam.	Outside Diam.	Pitch Diam.	Outside Diam.	Pitch Diam.	Outside Diam.	Pitch Diam.	Outside Diam.	Pitch Diam.
3.25	3.0	3.75	3.4	5.4	5.0	12.6	12.0	2.20	2.15	4.40	4.30	12.5	12.3
3.45	3.2	3.95	3.6	5.9	5.5	13.6	13.0	2.35	2.30	4.65	4.55	13.2	13.0
3.65	3.4	4.15	3.8	6.4	6.0	14.1	13.5	2.50	2.45	4.90	4.80	14.0	13.8
3.85	3.6	4.35	4.0	7.4	7.0	14.6	14.0	2.65	2.60	5.20	5.10	15.0	14.8
4.05	3.8	4.55	4.2	7.9	7.5	15.1	14.5	2.80	2.75	5.50	5.40	16.0	15.8
4.25	4.0	4.75	4.4	8.4	8.0	15.6	15.0	3.00	2.95	5.90	5.80	17.0	16.8
4.45	4.2	4.95	4.6	8.9	8.5	16.1	15.5	3.15	3.10	6.30	6.20	18.0	17.8
4.65	4.4	5.15	4.8	9.4	9.0	16.6	16.0	3.35	3.30	6.70	6.60	19.0	18.8
4.85	4.6	5.35	5.0	9.9	9.5	18.6	18.0	3.65	3.60	7.10	7.00	20.0	19.8
5.05	4.8	5.55	5.2	10.4	10.0	20.6	20.0	4.12	4.07	7.50	7.40	21.2	21.0
5.25	5.0	5.75	5.4	10.9	10.5	22.6	22.0	4.50	4.45	8.00	7.90	22.4	22.2
5.45	5.2	5.95	5.6	11.4	11.0	27.6	27.0	4.75	4.70	8.50	8.40	24.8	24.6
5.65	5.4	6.15	5.8	12.4	12.0	33.6	33.0	5.00	4.95	9.00	8.90	30.0	29.8
5.85	5.6	6.35	6.0	13.4	13.0	40.6	40.0	5.30	5.25	9.25	9.15	35.5	35.3
6.05	5.8	6.55	6.2	14.4	14.0	48.6	48.0	5.60	5.55	9.75	9.65	40.0	39.8
6.25	6.0	6.75	6.4	16.4	16.0	58.6	58.0	6.00	5.95	10.30	10.20	44.5	44.3
6.45	6.2	6.95	6.6	18.4	18.0			6.50	6.45	10.90	10.80	53.0	52.8
6.65	6.4	7.15	6.8	20.4	20.0			6.90	6.85	11.30	11.20	63.0	62.8
6.85	6.6	7.35	7.0	24.4	24.0			8.00	7.95	11.80	11.70	71.0	70.8
7.25	7.0	7.75	7.4	27.4	27.0			10.60	10.55	12.50	12.40	95.0	94.8
7.85	7.6	8.35	8.0	30.4	30.0			14.00	13.95	13.20	13.10		
8.45	8.2	8.95	8.6	36.4	36.0			19.00	18.95	14.00	13.90		
9.25	9.0	9.75	9.4	44.4	44.0			25.00	24.95	15.00	14.90		
10.85	10.6	11.35	11.0	50.4	50.0			33.50	33.45	16.00	15.90		
12.25	12.0	12.75	12.4							18.70	18.60		
13.45	13.2	13.95	13.6							21.20	21.10		
15.25	15.0	15.75	15.4							23.60	23.50		
15.85	15.6	16.35	16.0							28.00	27.90		
18.25	18.0	18.75	18.4							31.50	31.40		
19.85	19.6	20.35	20.0							37.50	37.40		
24.85	24.6	25.35	25.0							50.00	49.90		
29.85	29.6	30.35	30.0										
37.85	37.6	38.35	38.0										

Table 11 — Arc Correction Factor "G"

D-d C	Approximate Arc of Contact on Small Sheave	Factor "G"
.00	180	1.00
.10	174	.99
.20	169	.97
.30	163	.96
.40	157	.94
.50	151	.93
.60	145	.91
.70	139	.89
.80	133	.87
.90	127	.85
1.00	120	.82
1.10	113	.80
1.20	106	.77
1.30	99	.73
1.40	91	.70
1.50	83	.65

Sizes shown above bold lines are normally recommended for driver sheaves.

Table 10 — Effective Outside Belt Length and Correction Factors

A			B			C			D			3V			5V			8V		
Belt No.	Eff. Length	Corr. Factor	Belt No.	Eff. Length	Corr. Factor	Belt No.	Eff. Length	Corr. Factor	Belt No.	Eff. Length	Corr. Factor	Belt No.	Eff. Length	Corr. Factor	Belt No.	Eff. Length	Corr. Factor	Belt No.	Eff. Length	Corr. Factor
A 26	28.1	0.81	B 35	37.9	0.81	C 51	55.2	0.80	D 120	125.2	.86	3VX250	25.0	0.83	5VX 500	50.0	0.85	8V1000	100.0	0.87
A 31	33.1	0.84	B 38	40.9	0.83	C 60	64.2	0.82	D 128	133.2	0.87	3VX 265	26.5	0.84	5VX 530	53.0	0.86	8V1060	106.0	0.88
A 35	37.1	0.87	B 42	44.9	0.85	C 68	72.2	0.85	D 144	149.2	0.90	3VX 280	28.0	0.85	5VX 560	56.0	0.87	8V1120	112.0	0.88
A 38	40.1	0.88	B 46	48.9	0.87	C 75	79.2	0.87	D 158	163.2	0.92	3VX 300	30.0	0.86	5VX 600	60.0	0.88	8V1180	118.0	0.89
A 42	44.1	0.90	B 51	53.9	0.89	C 81	85.2	0.89	D 173	178.2	0.93	3VX 315	31.5	0.87	5VX 630	63.0	0.89	8V1250	125.0	0.90
A 46	48.1	0.92	B 55	57.9	0.90	C 85	89.2	0.90	D 180	185.2	0.94	3VX 335	33.5	0.88	5VX 670	67.0	0.90	8V1320	132.0	0.91
A 51	53.1	0.94	B 60	62.9	0.92	C 90	94.2	0.91	D 195	200.2	0.96	3VX 355	35.5	0.89	5VX 710	71.0	0.91	8V1400	140.0	0.92
A 55	55.1	0.96	B 68	70.9	0.95	C 96	100.2	0.92	D 210	212.2	0.96	3VX 375	37.5	0.90	5VX 750	75.0	0.92	8V1500	150.0	0.93
A 60	62.1	0.98	B 75	77.9	0.97	C 105	109.2	0.94	D 240	242.2	1.00	3VX 400	40.0	0.92	5VX 800	80.0	0.93	8V1600	160.0	0.94
A 68	70.1	1.00	B 81	83.9	0.98	C 112	116.2	0.95	D 270	272.2	1.03	3VX 425	42.5	0.93	5VX 850	85.0	0.94	8V1700	170.0	0.95
A 75	77.1	1.02	B 85	87.9	0.99	C 120	124.2	0.97	D 300	302.2	1.05	3VX 450	45.0	0.94	5VX 900	90.0	0.95	8V1800	180.0	0.95
A 80	82.1	1.04	B 90	92.9	1.00	C 128	132.2	0.98	D 330	332.2	1.07	3VX 475	47.5	0.95	5VX 950	95.0	0.96	8V1900	190.0	0.96
A 85	87.1	1.05	B 97	99.9	1.02	C 144	148.2	1.00	D 360	362.2	1.09	3VX 500	50.0	0.96	5VX 1000	100.0	0.96	8V2000	200.0	0.97
A 90	92.1	1.06	B 105	107.9	1.04	C 158	162.2	1.02	D 390	392.2	1.11	3VX 530	53.0	0.97	5VX 1060	106.0	0.97	8V2120	212.0	0.98
A 96	98.1	1.08	B 112	114.9	1.05	C 173	177.2	1.04	D 420	422.2	1.12	3VX 560	56.0	0.98	5VX 1120	112.0	0.98	8V2240	224.0	0.98
A105	107.1	1.10	B120	122.9	1.07	C180	184.2	1.05	D480	482.2	1.16	3VX 600	60.0	0.99	5VX 1180	118.0	0.99	8V2360	236.0	0.99
A112	114.1	1.11	B128	130.9	1.08	C195	199.2	1.07	D540	542.2	1.18	3VX 630	63.0	1.00	5VX 1250	125.0	1.00	8V2500	250.0	1.00
A120	122.1	1.13	B144	146.9	1.11	C210	212.2	1.08	D600	602.2	1.20	3VX 670	67.0	1.01	5VX 1320	132.0	1.01	8V2650	265.0	1.01
A128	130.1	1.14	B158	160.9	1.13	C240	242.2	1.11				3VX 710	71.0	1.02	5VX 1400	140.0	1.02	8V2800	280.0	1.00
			B173	175.9	1.15	C270	272.2	1.14				3VX 750	75.0	1.03	5VX 1500	150.0	1.03	8V3000	300.0	1.00
			B180	182.9	1.16	C300	302.2	1.16				3VX 800	80.0	1.04	5VX 1600	160.0	1.04	8V3150	315.0	1.03
			B195	197.9	1.18	C330	332.2	1.19				3VX 850	85.0	1.05	5VX 1700	170.0	1.05	8V3350	335.0	1.04
			B210	211.4	1.19	C360	362.2	1.21				3VX 900	90.0	1.07	5VX 1800	180.0	1.06	8V3550	355.0	1.05
			B240	241.4	1.22	C390	392.2	1.23				3VX 950	95.0	1.08	5VX 1900	190.0	1.07	8V3750	375.0	1.06
			B270	271.4	1.25	C420	422.2	1.24				3VX 1000	100.0	1.09	5VX 2000	200.0	1.08	8V4000	400.0	1.07
			B300	301.4	1.27							3VX 1060	106.0	1.10	5V 2120	212.0	1.08	8V4250	425.0	1.08
												3VX 1120	112.0	1.11	5V 2240	224.0	1.09	8V4500	450.0	1.09
												3VX 1180	118.0	1.12	5V 2360	236.0	1.10	8V4750	475.0	1.10
												3VX 1250	125.0	1.13	5V 2500	250.0	1.11	8V5000	500.0	1.11
												3VX 1320	132.0	1.15	5V 2650	265.0	1.12			
												3VX 1400	140.0	1.16	5V 2800	280.0	1.13			
															5V 3000	300.0	1.14			
															5V 3150	315.0	1.15			
															5V 3350	335.0	1.16			
															5V 3550	355.0	1.17			

V-BELT DRIVES

3V Basic Belt HP Ratings

V-BELT DRIVES

RPM of Faster Shaft	Sheave Outside Diameter (in inches)													
	2.20	2.35	2.50	2.65	2.80	3.00	3.15	3.35	3.65	4.12	4.50	4.75	5.00	5.30
575	0.37	0.47	0.56	0.66	0.75	0.88	0.97	1.09	1.28	1.57	1.80	1.95	2.10	2.28
690	0.43	0.54	0.65	0.76	0.88	1.02	1.13	1.28	1.50	1.84	2.11	2.29	2.47	2.68
725	0.44	0.56	0.68	0.80	0.91	1.07	1.18	1.34	1.57	1.92	2.21	2.39	2.58	2.80
870	0.50	0.64	0.78	0.92	1.06	1.24	1.38	1.56	1.83	2.25	2.59	2.81	3.03	3.29
950	0.54	0.69	0.84	0.99	1.14	1.34	1.49	1.68	1.98	2.43	2.80	3.04	3.27	3.55
1160	0.62	0.80	0.98	1.16	1.34	1.58	1.76	1.99	2.35	2.89	3.33	3.61	3.89	4.23
1425	0.71	0.93	1.15	1.36	1.58	1.87	2.08	2.37	2.79	3.45	3.97	4.31	4.65	5.05
1750	0.80	1.07	1.33	1.60	1.86	2.20	2.46	2.80	3.31	4.09	4.72	5.13	5.53	6.01
2850	1.05	1.46	1.87	2.27	2.67	3.20	3.59	4.11	4.87	6.03	6.95	7.54	8.11	8.79
3450	1.14	1.62	2.10	2.57	3.04	3.65	4.11	4.71	5.59	6.92	7.95	8.61	9.24	9.98
100	0.09	0.11	0.13	0.15	0.17	0.19	0.21	0.23	0.27	0.33	0.37	0.40	0.43	0.47
200	0.16	0.20	0.24	0.27	0.31	0.35	0.39	0.43	0.50	0.61	0.70	0.75	0.81	0.88
300	0.23	0.28	0.33	0.38	0.43	0.50	0.55	0.62	0.72	0.88	1.01	1.09	1.17	1.27
400	0.28	0.35	0.42	0.49	0.55	0.64	0.71	0.80	0.93	1.14	1.30	1.41	1.52	1.64
500	0.34	0.42	0.50	0.59	0.67	0.78	0.86	0.97	1.13	1.38	1.59	1.72	1.85	2.01
600	0.38	0.48	0.58	0.68	0.78	0.91	1.01	1.14	1.33	1.63	1.87	2.02	2.18	2.37
700	0.43	0.55	0.66	0.77	0.89	1.04	1.15	1.30	1.52	1.86	2.14	2.32	2.50	2.71
800	0.47	0.60	0.73	0.86	0.99	1.16	1.29	1.45	1.70	2.09	2.41	2.61	2.81	3.05
900	0.52	0.66	0.80	0.95	1.09	1.28	1.42	1.61	1.89	2.32	2.67	2.89	3.12	3.39
1000	0.56	0.72	0.87	1.03	1.19	1.40	1.55	1.76	2.07	2.54	2.93	3.17	3.42	3.72
1100	0.59	0.77	0.94	1.11	1.28	1.51	1.68	1.91	2.24	2.76	3.18	3.45	3.72	4.04
1200	0.63	0.82	1.01	1.19	1.38	1.62	1.81	2.05	2.41	2.98	3.43	3.72	4.01	4.36
1300	0.66	0.87	1.07	1.27	1.47	1.73	1.93	2.19	2.58	3.19	3.67	3.98	4.30	4.67
1400	0.70	0.91	1.13	1.35	1.56	1.84	2.05	2.33	2.75	3.39	3.91	4.25	4.58	4.98
1500	0.73	0.96	1.19	1.42	1.65	1.95	2.17	2.47	2.91	3.60	4.15	4.50	4.86	5.28
1600	0.76	1.01	1.25	1.49	1.73	2.05	2.29	2.61	3.07	3.80	4.38	4.75	5.13	5.57
1700	0.79	1.05	1.31	1.56	1.82	2.15	2.41	2.74	3.23	4.00	4.61	5.00	5.40	5.86
1800	0.82	1.09	1.36	1.63	1.90	2.25	2.52	2.87	3.39	4.19	4.83	5.25	5.66	6.15
1900	0.84	1.13	1.42	1.70	1.98	2.35	2.63	3.00	3.54	4.38	5.05	5.49	5.92	6.43
2000	0.87	1.17	1.47	1.77	2.06	2.45	2.74	3.12	3.69	4.57	5.27	5.72	6.17	6.70
2100	0.90	1.21	1.52	1.83	2.14	2.54	2.85	3.25	3.84	4.76	5.48	5.95	6.42	6.97
2200	0.92	1.25	1.57	1.89	2.21	2.64	2.95	3.37	3.99	4.94	5.69	6.18	6.66	7.23
2300	0.94	1.28	1.62	1.96	2.29	2.73	3.05	3.49	4.13	5.11	5.89	6.40	6.90	7.49
2400	0.96	1.32	1.67	2.02	2.36	2.82	3.16	3.60	4.27	5.29	6.10	6.62	7.13	7.74
2500	0.98	1.35	1.71	2.07	2.43	2.91	3.26	3.72	4.41	5.46	6.29	6.83	7.36	7.98
2600	1.00	1.38	1.76	2.13	2.50	2.99	3.35	3.83	4.54	5.63	6.49	7.04	7.58	8.22
2700	1.02	1.42	1.80	2.19	2.57	3.08	3.45	3.94	4.68	5.79	6.67	7.24	7.80	8.45
2800	1.04	1.45	1.85	2.24	2.64	3.16	3.54	4.05	4.81	5.96	6.86	7.44	8.01	8.68
2900	1.06	1.48	1.89	2.30	2.70	3.24	3.64	4.16	4.93	6.11	7.04	7.63	8.22	8.90
3000	1.07	1.50	1.93	2.35	2.77	3.32	3.73	4.26	5.06	6.27	7.21	7.82	8.42	9.11
3200	1.10	1.56	2.01	2.45	2.89	3.47	3.90	4.47	5.30	6.57	7.55	8.18	8.80	9.52
3400	1.13	1.61	2.08	2.55	3.01	3.62	4.07	4.66	5.53	6.85	7.87	8.52	9.16	9.89
3600	1.15	1.65	2.15	2.64	3.12	3.76	4.23	4.85	5.75	7.12	8.17	8.84	9.49	10.24
3800	1.17	1.70	2.21	2.72	3.23	3.89	4.38	5.02	5.96	7.37	8.46	9.14	9.80	10.56
4000	1.19	1.73	2.27	2.80	3.33	4.02	4.52	5.19	6.16	7.61	8.72	9.41	10.08	10.85
4200	1.20	1.77	2.33	2.88	3.42	4.13	4.66	5.34	6.34	7.83	8.96	9.66	10.34	11.10
4400	1.21	1.79	2.38	2.95	3.51	4.24	4.78	5.49	6.51	8.03	9.18	9.89	10.56	11.32
4600	1.21	1.82	2.42	3.01	3.59	4.35	4.90	5.63	6.67	8.22	9.37	10.08	10.75	11.51
4800	1.21	1.84	2.46	3.07	3.66	4.44	5.01	5.75	6.82	8.38	9.55	10.25	10.92	11.65
5000	1.21	1.86	2.49	3.12	3.73	4.53	5.11	5.87	6.95	8.53	9.69	10.40	11.05	11.76
5200	1.20	1.87	2.52	3.16	3.79	4.61	5.20	5.97	7.07	8.66	9.82	10.51	11.15	11.83
5400	1.19	1.87	2.55	3.20	3.85	4.68	5.28	6.06	7.18	8.77	9.92	10.60	11.21	11.86
5600	1.17	1.88	2.56	3.24	3.89	4.74	5.36	6.15	7.27	8.86	9.99	10.65	11.24	11.85
5800	1.15	1.87	2.58	3.26	3.93	4.79	5.42	6.22	7.35	8.93	10.04	10.68	11.23	11.80
6000	1.13	1.87	2.59	3.28	3.96	4.84	5.47	6.27	7.41	8.98	10.06	10.67	11.19	11.70
6200	1.11	1.86	2.59	3.30	3.99	4.87	5.51	6.32	7.45	9.00	10.05	10.62	11.11	11.56
6400	1.07	1.84	2.58	3.31	4.00	4.90	5.54	6.35	7.48	9.01	10.01	10.55	10.98	11.36
6600	1.04	1.82	2.57	3.31	4.01	4.91	5.56	6.37	7.49	8.98	9.94	10.43	10.82	11.12
6800	1.00	1.79	2.56	3.30	4.01	4.92	5.57	6.38	7.49	8.94	9.84	10.29	10.61	10.83
7000	0.96	1.76	2.54	3.29	4.01	4.92	5.56	6.37	7.46	8.87	9.71	10.10	10.36	10.49

RIM SPEEDS EXCEED 6500 FEET PER MINUTE.



Basic Belt 3V HP Ratings

V-BELT DRIVES

Sheave Outside Diameter (in inches)						"Add-On" HP for Speed Ratio										RPM of Faster Shaft
5.60	6.00	6.50	6.90	8.00	10.60	1.02- 1.05	1.06- 1.11	1.12- 1.18	1.19- 1.26	1.27- 1.38	1.39- 1.57	1.58- 1.94	1.95- 3.38	3.39 & Up		
2.46	2.69	2.99	3.22	3.86	5.32	0.01	0.03	0.05	0.07	0.08	0.10	0.11	0.12	0.12	575	
2.89	3.17	3.52	3.79	4.54	6.26	0.01	0.03	0.06	0.08	0.10	0.11	0.13	0.14	0.15	690	
3.02	3.31	3.67	3.96	4.74	6.54	0.01	0.04	0.06	0.08	0.10	0.12	0.14	0.15	0.16	725	
3.55	3.89	4.32	4.66	5.58	7.67	0.02	0.04	0.07	0.10	0.12	0.14	0.16	0.18	0.19	870	
3.84	4.21	4.67	5.03	6.02	8.28	0.02	0.05	0.08	0.11	0.13	0.16	0.18	0.19	0.21	950	
4.57	5.01	5.56	5.99	7.16	9.79	0.02	0.06	0.10	0.14	0.16	0.19	0.22	0.24	0.25	1160	
5.45	5.98	6.63	7.14	8.52	11.56	0.03	0.07	0.12	0.17	0.20	0.24	0.27	0.29	0.31	1425	
6.48	7.10	7.86	8.46	10.05	13.46	0.03	0.09	0.15	0.20	0.25	0.29	0.33	0.36	0.38	1750	
9.45	10.30	11.31	12.09	14.02	17.30	0.05	0.14	0.24	0.33	0.40	0.47	0.53	0.58	0.62	2850	
10.70	11.60	12.65	13.42	15.22	17.24	0.06	0.17	0.30	0.40	0.49	0.57	0.65	0.70	0.75	3450	
0.50	0.55	0.61	0.65	0.78	1.07	0.00	0.00	0.01	0.01	0.01	0.02	0.02	0.02	0.02	100	
0.95	1.04	1.15	1.23	1.48	2.04	0.00	0.01	0.02	0.02	0.03	0.03	0.04	0.04	0.04	200	
1.37	1.50	1.66	1.79	2.14	2.95	0.01	0.01	0.03	0.04	0.04	0.05	0.06	0.06	0.06	300	
1.77	1.94	2.15	2.32	2.78	3.84	0.01	0.02	0.03	0.05	0.06	0.07	0.07	0.08	0.09	400	
2.17	2.37	2.63	2.84	3.40	4.69	0.01	0.02	0.04	0.06	0.07	0.08	0.09	0.10	0.11	500	
2.55	2.80	3.10	3.35	4.01	5.53	0.01	0.03	0.05	0.07	0.09	0.10	0.11	0.12	0.13	600	
2.93	3.21	3.56	3.84	4.60	6.34	0.01	0.03	0.06	0.08	0.10	0.12	0.13	0.14	0.15	700	
3.30	3.61	4.01	4.32	5.18	7.13	0.01	0.04	0.07	0.09	0.11	0.13	0.15	0.16	0.17	800	
3.66	4.01	4.45	4.80	5.74	7.90	0.02	0.04	0.08	0.11	0.13	0.15	0.17	0.18	0.19	900	
4.01	4.40	4.88	5.26	6.30	8.65	0.02	0.05	0.09	0.12	0.14	0.17	0.19	0.20	0.22	1000	
4.36	4.78	5.31	5.72	6.84	9.37	0.02	0.05	0.09	0.13	0.16	0.18	0.21	0.22	0.24	1100	
4.70	5.16	5.72	6.17	7.37	10.07	0.02	0.06	0.10	0.14	0.17	0.20	0.22	0.24	0.26	1200	
5.04	5.53	6.13	6.61	7.89	10.75	0.02	0.06	0.11	0.15	0.18	0.22	0.24	0.26	0.28	1300	
5.37	5.89	6.53	7.03	8.39	11.40	0.03	0.07	0.12	0.16	0.20	0.23	0.26	0.29	0.30	1400	
5.69	6.24	6.92	7.45	8.88	12.02	0.03	0.07	0.13	0.18	0.21	0.25	0.28	0.31	0.32	1500	
6.01	6.59	7.30	7.86	9.36	12.62	0.03	0.08	0.14	0.19	0.23	0.27	0.30	0.33	0.35	1600	
6.32	6.93	7.68	8.26	9.82	13.19	0.03	0.08	0.15	0.20	0.24	0.28	0.32	0.35	0.37	1700	
6.63	7.26	8.04	8.65	10.27	13.73	0.03	0.09	0.15	0.21	0.26	0.30	0.34	0.37	0.39	1800	
6.93	7.59	8.40	9.03	10.71	14.24	0.03	0.09	0.16	0.22	0.27	0.32	0.36	0.39	0.41	1900	
7.22	7.91	8.75	9.40	11.13	14.72	0.04	0.10	0.17	0.23	0.28	0.33	0.37	0.41	0.43	2000	
7.51	8.22	9.09	9.76	11.53	15.16	0.04	0.10	0.18	0.25	0.30	0.35	0.39	0.43	0.45	2100	
7.79	8.52	9.42	10.11	11.92	15.57	0.04	0.11	0.19	0.26	0.31	0.37	0.41	0.45	0.48	2200	
8.06	8.82	9.74	10.45	12.29	15.94	0.04	0.11	0.20	0.27	0.33	0.38	0.43	0.47	0.50	2300	
8.33	9.11	10.05	10.77	12.65	16.28	0.04	0.12	0.21	0.28	0.34	0.40	0.45	0.49	0.52	2400	
8.59	9.39	10.35	11.09	12.99	16.58	0.05	0.12	0.21	0.29	0.35	0.42	0.47	0.51	0.54	2500	
8.85	9.66	10.64	11.39	13.31	16.84	0.05	0.13	0.22	0.30	0.37	0.43	0.49	0.53	0.56	2600	
9.09	9.92	10.92	11.68	13.61	17.06	0.05	0.13	0.23	0.32	0.38	0.45	0.51	0.55	0.58	2700	
9.33	10.17	11.18	11.96	13.89	17.23	0.05	0.14	0.24	0.33	0.40	0.47	0.52	0.57	0.60	2800	
9.56	10.42	11.44	12.22	14.15	17.36	0.05	0.14	0.25	0.34	0.41	0.48	0.54	0.59	0.63	2900	
9.79	10.66	11.69	12.47	14.39	17.45	0.05	0.15	0.26	0.35	0.43	0.50	0.56	0.61	0.65	3000	
10.21	11.10	12.15	12.93	14.81	17.48	0.06	0.16	0.27	0.37	0.45	0.53	0.60	0.65	0.69	3200	
10.60	11.50	12.55	13.33	15.15	17.32	0.06	0.17	0.29	0.40	0.48	0.56	0.64	0.69	0.73	3400	
10.96	11.87	12.91	13.67	15.39	16.94	0.07	0.18	0.31	0.42	0.51	0.60	0.67	0.73	0.78	3600	
11.28	12.19	13.21	13.95	15.54	—	0.07	0.19	0.33	0.44	0.54	0.63	0.71	0.77	0.82	3800	
11.57	12.46	13.46	14.16	15.58	—	0.07	0.20	0.34	0.47	0.57	0.66	0.75	0.82	0.86	4000	
11.82	12.69	13.65	14.30	15.52	—	0.08	0.21	0.36	0.49	0.60	0.70	0.79	0.86	0.91	4200	
12.03	12.87	13.78	14.37	15.35	—	0.08	0.22	0.38	0.51	0.62	0.73	0.82	0.90	0.95	4400	
12.19	13.01	13.85	14.37	15.06	—	0.08	0.23	0.40	0.54	0.65	0.76	0.86	0.94	0.99	4600	
12.32	13.08	13.85	14.29	14.65	—	0.09	0.24	0.41	0.56	0.68	0.80	0.90	0.98	1.04	4800	
12.40	13.11	13.78	14.12	—	—	0.09	0.25	0.43	0.59	0.71	0.83	0.94	1.02	1.08	5000	
12.43	13.08	13.64	13.87	—	—	0.09	0.26	0.45	0.61	0.74	0.86	0.97	1.06	1.12	5200	
12.42	12.99	13.43	13.54	—	—	0.10	0.27	0.46	0.63	0.77	0.90	1.01	1.10	1.17	5400	
12.35	12.84	13.14	—	—	—	0.10	0.28	0.48	0.66	0.80	0.93	1.05	1.14	1.21	5600	
12.24	12.63	12.77	—	—	—	0.11	0.29	0.50	0.68	0.82	0.96	1.08	1.18	1.25	5800	
12.08	12.36	—	—	—	—	0.11	0.30	0.52	0.70	0.85	1.00	1.12	1.22	1.30	6000	
11.86	12.02	—	—	—	—	0.11	0.31	0.53	0.73	0.88	1.03	1.16	1.26	1.34	6200	
11.58	11.61	—	—	—	—	0.12	0.32	0.55	0.75	0.91	1.06	1.20	1.30	1.38	6400	
11.25	—	—	—	—	—	0.12	0.33	0.57	0.77	0.94	1.10	1.23	1.35	1.43	6600	
10.86	—	—	—	—	—	0.12	0.34	0.58	0.80	0.97	1.13	1.27	1.39	1.47	6800	
—	—	—	—	—	—	0.13	0.35	0.60	0.82	0.99	1.16	1.31	1.43	1.51	7000	

3VX Basic Belt HP Ratings

V-BELT DRIVES

RPM of Faster Shaft	Sheave Outside Diameter (in inches)													
	2.20	2.35	2.50	2.65	2.80	3.00	3.15	3.35	3.65	4.12	4.50	4.75	5.00	5.30
575	0.55	0.64	0.73	0.83	0.92	1.04	1.13	1.25	1.43	1.72	1.94	2.09	2.24	2.41
690	0.64	0.75	0.86	0.97	1.08	1.22	1.33	1.48	1.69	2.02	2.29	2.47	2.64	2.85
725	0.66	0.78	0.90	1.01	1.13	1.28	1.39	1.54	1.77	2.12	2.40	2.58	2.76	2.98
870	0.77	0.91	1.05	1.18	1.32	1.50	1.63	1.81	2.08	2.49	2.82	3.04	3.26	3.51
950	0.83	0.98	1.13	1.28	1.42	1.62	1.77	1.96	2.25	2.70	3.06	3.29	3.52	3.80
1160	0.98	1.16	1.34	1.52	1.69	1.93	2.10	2.34	2.68	3.22	3.65	3.93	4.21	4.55
1425	1.16	1.38	1.59	1.81	2.02	2.31	2.52	2.80	3.22	3.86	4.38	4.72	5.06	5.46
1750	1.37	1.63	1.89	2.15	2.41	2.75	3.01	3.34	3.85	4.63	5.25	5.65	6.06	6.53
2850	2.00	2.41	2.81	3.21	3.61	4.14	4.53	5.05	5.82	6.99	7.92	8.53	9.12	9.82
3450	2.30	2.78	3.26	3.74	4.21	4.82	5.28	5.89	6.78	8.15	9.21	9.90	10.57	11.36
100	0.12	0.14	0.16	0.18	0.19	0.22	0.23	0.26	0.29	0.35	0.39	0.42	0.45	0.48
200	0.22	0.26	0.29	0.33	0.36	0.41	0.44	0.48	0.55	0.66	0.74	0.80	0.85	0.92
300	0.31	0.37	0.42	0.47	0.52	0.58	0.63	0.70	0.80	0.95	1.07	1.16	1.24	1.33
400	0.40	0.47	0.54	0.60	0.67	0.75	0.82	0.91	1.03	1.24	1.40	1.50	1.61	1.73
500	0.49	0.57	0.65	0.73	0.81	0.92	1.00	1.11	1.27	1.51	1.71	1.84	1.97	2.13
600	0.57	0.66	0.76	0.86	0.95	1.08	1.18	1.30	1.49	1.78	2.02	2.17	2.33	2.51
700	0.65	0.76	0.87	0.98	1.09	1.24	1.35	1.49	1.71	2.05	2.32	2.50	2.68	2.89
800	0.72	0.85	0.98	1.10	1.23	1.39	1.52	1.68	1.93	2.31	2.62	2.82	3.02	3.26
900	0.80	0.94	1.08	1.22	1.36	1.54	1.68	1.87	2.14	2.57	2.91	3.13	3.36	3.62
1000	0.87	1.02	1.18	1.34	1.49	1.69	1.85	2.05	2.35	2.82	3.20	3.45	3.69	3.98
1100	0.94	1.11	1.28	1.45	1.62	1.84	2.01	2.23	2.56	3.07	3.48	3.75	4.02	4.34
1200	1.01	1.19	1.38	1.56	1.74	1.99	2.17	2.41	2.76	3.32	3.76	4.05	4.34	4.69
1300	1.08	1.28	1.47	1.67	1.87	2.13	2.32	2.58	2.97	3.56	4.04	4.35	4.66	5.03
1400	1.14	1.36	1.57	1.78	1.99	2.27	2.48	2.75	3.17	3.80	4.32	4.65	4.98	5.37
1500	1.21	1.44	1.66	1.89	2.11	2.41	2.63	2.93	3.36	4.04	4.59	4.94	5.29	5.71
1600	1.27	1.52	1.76	1.99	2.23	2.55	2.78	3.09	3.56	4.28	4.85	5.23	5.60	6.04
1700	1.34	1.59	1.85	2.10	2.35	2.68	2.93	3.26	3.75	4.51	5.12	5.51	5.90	6.37
1800	1.40	1.67	1.94	2.20	2.47	2.82	3.08	3.43	3.94	4.74	5.38	5.79	6.21	6.70
1900	1.46	1.74	2.02	2.30	2.58	2.95	3.22	3.59	4.13	4.97	5.64	6.07	6.50	7.01
2000	1.52	1.82	2.11	2.40	2.70	3.08	3.37	3.75	4.32	5.19	5.89	6.34	6.79	7.33
2100	1.58	1.89	2.20	2.50	2.81	3.21	3.51	3.91	4.50	5.41	6.14	6.61	7.08	7.64
2200	1.64	1.96	2.28	2.60	2.92	3.34	3.65	4.07	4.68	5.63	6.39	6.88	7.37	7.94
2300	1.70	2.03	2.37	2.70	3.03	3.47	3.79	4.22	4.86	5.85	6.63	7.14	7.65	8.25
2400	1.75	2.10	2.45	2.80	3.14	3.59	3.93	4.38	5.04	6.06	6.88	7.40	7.92	8.54
2500	1.81	2.17	2.53	2.89	3.25	3.72	4.07	4.53	5.22	6.28	7.12	7.66	8.20	8.83
2600	1.87	2.24	2.61	2.98	3.35	3.84	4.20	4.68	5.39	6.48	7.35	7.91	8.47	9.12
2700	1.92	2.31	2.69	3.08	3.46	3.96	4.33	4.83	5.56	6.69	7.58	8.16	8.73	9.40
2800	1.97	2.37	2.77	3.17	3.56	4.08	4.47	4.98	5.73	6.89	7.81	8.40	8.99	9.68
2900	2.03	2.44	2.85	3.26	3.66	4.20	4.60	5.12	5.90	7.09	8.04	8.65	9.25	9.95
3000	2.08	2.50	2.93	3.35	3.76	4.31	4.72	5.26	6.06	7.29	8.26	8.88	9.50	10.22
3200	2.18	2.63	3.08	3.52	3.96	4.54	4.98	5.55	6.39	7.68	8.69	9.34	9.99	10.74
3400	2.28	2.75	3.23	3.69	4.16	4.77	5.22	5.82	6.71	8.05	9.11	9.79	10.46	11.24
3600	2.37	2.87	3.37	3.86	4.35	4.99	5.46	6.09	7.01	8.42	9.52	10.22	10.91	11.71
3800	2.47	2.99	3.51	4.02	4.53	5.20	5.70	6.35	7.31	8.77	9.91	10.63	11.34	12.16
4000	2.56	3.10	3.65	4.18	4.71	5.41	5.92	6.60	7.60	9.11	10.28	11.03	11.75	12.59
4200	2.64	3.21	3.78	4.33	4.89	5.61	6.15	6.85	7.88	9.44	10.64	11.40	12.14	12.99
4400	2.73	3.32	3.91	4.48	5.06	5.81	6.36	7.09	8.15	9.75	10.98	11.76	12.51	13.37
4600	2.81	3.42	4.03	4.63	5.22	6.00	6.57	7.32	8.41	10.05	11.31	12.10	12.85	13.72
4800	2.89	3.52	4.15	4.77	5.38	6.18	6.77	7.54	8.66	10.34	11.61	12.41	13.18	14.05
5000	2.96	3.62	4.27	4.90	5.53	6.36	6.96	7.75	8.90	10.61	11.90	12.71	13.47	14.34
5200	3.03	3.71	4.38	5.04	5.68	6.53	7.15	7.96	9.13	10.87	12.17	12.98	13.75	14.61
5400	3.10	3.80	4.49	5.16	5.83	6.69	7.33	8.15	9.35	11.11	12.43	13.23	13.99	14.84
5600	3.17	3.89	4.59	5.28	5.96	6.85	7.50	8.34	9.56	11.34	12.66	13.46	14.22	15.05
5800	3.23	3.97	4.69	5.40	6.10	7.00	7.66	8.52	9.76	11.55	12.87	13.67	14.41	15.22
6000	3.29	4.05	4.79	5.51	6.22	7.15	7.82	8.69	9.94	11.75	13.06	13.85	14.57	15.36
6200	3.35	4.12	4.88	5.62	6.34	7.28	7.97	8.85	10.11	11.92	13.23	14.01	14.71	15.46
6400	3.40	4.19	4.96	5.72	6.46	7.41	8.11	9.00	10.27	12.09	13.38	14.14	14.82	15.53
6600	3.45	4.26	5.05	5.82	6.57	7.54	8.24	9.14	10.42	12.23	13.50	14.24	14.89	15.56
6800	3.50	4.32	5.12	5.91	6.67	7.65	8.36	9.27	10.56	12.36	13.60	14.32	14.94	15.56
7000	3.54	4.38	5.20	5.99	6.77	7.76	8.48	9.40	10.68	12.46	13.68	14.37	14.95	15.52

RIM SPEEDS EXCEED 6500 FEET PER MINUTE.



Basic Belt 3VX HP Ratings

V-BELT DRIVES

Sheave Outside Diameter (in inches)						"Add-On" HP for Speed Ratio										RPM of Faster Shaft
5.60	6.00	6.50	6.90	8.00	10.60	1.02- 1.05	1.06- 1.11	1.12- 1.18	1.19- 1.26	1.27- 1.38	1.39- 1.57	1.58- 1.94	1.95- 3.38	3.39 & Up		
2.59	2.82	3.11	3.34	3.97	5.42	0.01	0.02	0.04	0.05	0.07	0.08	0.09	0.09	0.10	575	
3.06	3.33	3.67	3.95	4.69	6.39	0.01	0.03	0.05	0.06	0.08	0.09	0.10	0.11	0.12	690	
3.20	3.49	3.84	4.13	4.90	6.69	0.01	0.03	0.05	0.07	0.08	0.10	0.11	0.12	0.13	725	
3.77	4.11	4.53	4.87	5.78	7.87	0.01	0.03	0.06	0.08	0.10	0.12	0.13	0.14	0.15	870	
4.08	4.45	4.91	5.27	6.25	8.51	0.01	0.04	0.07	0.09	0.11	0.13	0.14	0.16	0.16	950	
4.88	5.32	5.87	6.30	7.47	10.13	0.02	0.05	0.08	0.11	0.13	0.15	0.17	0.19	0.20	1160	
5.86	6.38	7.03	7.55	8.94	12.05	0.02	0.06	0.10	0.13	0.16	0.19	0.21	0.23	0.25	1425	
7.01	7.63	8.40	9.01	10.64	14.22	0.03	0.07	0.12	0.16	0.20	0.23	0.26	0.29	0.30	1750	
10.50	11.40	12.48	13.31	15.46	19.56	0.04	0.11	0.20	0.27	0.33	0.38	0.43	0.47	0.49	2850	
12.12	13.11	14.28	15.16	17.35	20.86	0.05	0.14	0.24	0.32	0.39	0.46	0.52	0.56	0.60	3450	
0.52	0.56	0.62	0.67	0.79	1.08	0.00	0.00	0.01	0.01	0.01	0.01	0.02	0.02	0.02	100	
0.98	1.07	1.18	1.27	1.50	2.05	0.00	0.01	0.01	0.02	0.02	0.03	0.03	0.03	0.03	200	
1.43	1.56	1.71	1.84	2.18	2.98	0.00	0.01	0.02	0.03	0.03	0.04	0.05	0.05	0.05	300	
1.86	2.03	2.23	2.40	2.85	3.89	0.01	0.02	0.03	0.04	0.05	0.05	0.06	0.07	0.07	400	
2.28	2.48	2.74	2.94	3.49	4.77	0.01	0.02	0.03	0.05	0.06	0.07	0.08	0.08	0.09	500	
2.69	2.93	3.23	3.47	4.13	5.63	0.01	0.02	0.04	0.06	0.07	0.08	0.09	0.10	0.10	600	
3.10	3.38	3.72	4.00	4.75	6.48	0.01	0.03	0.05	0.07	0.08	0.09	0.11	0.11	0.12	700	
3.50	3.81	4.20	4.51	5.36	7.30	0.01	0.03	0.06	0.08	0.09	0.11	0.12	0.13	0.14	800	
3.89	4.24	4.67	5.02	5.96	8.11	0.01	0.04	0.06	0.08	0.10	0.12	0.14	0.15	0.16	900	
4.27	4.66	5.14	5.52	6.55	8.90	0.01	0.04	0.07	0.09	0.11	0.13	0.15	0.16	0.17	1000	
4.65	5.07	5.59	6.01	7.13	9.68	0.02	0.04	0.08	0.10	0.13	0.15	0.17	0.18	0.19	1100	
5.03	5.48	6.04	6.49	7.69	10.43	0.02	0.05	0.08	0.11	0.14	0.16	0.18	0.20	0.21	1200	
5.40	5.89	6.49	6.97	8.25	11.16	0.02	0.05	0.09	0.12	0.15	0.17	0.20	0.21	0.23	1300	
5.77	6.29	6.93	7.43	8.80	11.88	0.02	0.06	0.10	0.13	0.16	0.19	0.21	0.23	0.24	1400	
6.13	6.68	7.36	7.89	9.34	12.57	0.02	0.06	0.10	0.14	0.17	0.20	0.23	0.25	0.26	1500	
6.48	7.06	7.78	8.35	9.87	13.25	0.02	0.06	0.11	0.15	0.18	0.21	0.24	0.26	0.28	1600	
6.83	7.45	8.20	8.79	10.39	13.90	0.02	0.07	0.12	0.16	0.19	0.23	0.26	0.28	0.29	1700	
7.18	7.82	8.61	9.23	10.89	14.53	0.03	0.07	0.12	0.17	0.21	0.24	0.27	0.29	0.31	1800	
7.52	8.19	9.01	9.66	11.39	15.14	0.03	0.08	0.13	0.18	0.22	0.25	0.29	0.31	0.33	1900	
7.86	8.55	9.41	10.08	11.87	15.72	0.03	0.08	0.14	0.19	0.23	0.27	0.30	0.33	0.35	2000	
8.19	8.91	9.80	10.49	12.34	16.28	0.03	0.08	0.14	0.20	0.24	0.28	0.32	0.34	0.36	2100	
8.51	9.26	10.18	10.90	12.80	16.81	0.03	0.09	0.15	0.21	0.25	0.29	0.33	0.36	0.38	2200	
8.84	9.61	10.56	11.29	13.24	17.31	0.03	0.09	0.16	0.22	0.26	0.31	0.35	0.38	0.40	2300	
9.15	9.95	10.92	11.68	13.68	17.79	0.03	0.10	0.17	0.23	0.27	0.32	0.36	0.39	0.42	2400	
9.46	10.28	11.28	12.06	14.10	18.23	0.04	0.10	0.17	0.23	0.29	0.33	0.38	0.41	0.43	2500	
9.77	10.61	11.63	12.43	14.50	18.65	0.04	0.10	0.18	0.24	0.30	0.35	0.39	0.43	0.45	2600	
10.07	10.93	11.98	12.79	14.90	19.04	0.04	0.10	0.19	0.25	0.31	0.36	0.41	0.44	0.47	2700	
10.36	11.24	12.31	13.14	15.27	19.39	0.04	0.10	0.19	0.26	0.32	0.37	0.42	0.46	0.49	2800	
10.65	11.55	12.64	13.48	15.64	19.72	0.04	0.10	0.20	0.27	0.33	0.39	0.44	0.47	0.50	2900	
10.93	11.85	12.96	13.81	15.98	20.01	0.04	0.12	0.21	0.28	0.34	0.40	0.45	0.49	0.52	3000	
11.47	12.43	13.57	14.44	16.63	20.48	0.05	0.13	0.22	0.30	0.36	0.43	0.48	0.52	0.56	3200	
12.00	12.97	14.14	15.02	17.22	20.81	0.05	0.13	0.23	0.32	0.39	0.45	0.51	0.56	0.59	3400	
12.49	13.49	14.67	15.56	17.73	20.98	0.05	0.14	0.25	0.34	0.41	0.48	0.54	0.59	0.62	3600	
12.96	13.97	15.17	16.05	18.17	—	0.06	0.15	0.26	0.36	0.43	0.51	0.57	0.62	0.66	3800	
13.40	14.42	15.62	16.50	18.54	—	0.06	0.16	0.28	0.38	0.46	0.53	0.60	0.65	0.69	4000	
13.81	14.84	16.02	16.89	18.82	—	0.06	0.17	0.29	0.39	0.48	0.56	0.63	0.69	0.73	4200	
14.19	15.22	16.39	17.22	19.03	—	0.06	0.17	0.30	0.41	0.50	0.59	0.66	0.72	0.76	4400	
14.54	15.56	16.70	17.50	19.15	—	0.07	0.18	0.32	0.43	0.52	0.61	0.69	0.75	0.80	4600	
14.86	15.86	16.97	17.72	19.18	—	0.07	0.19	0.33	0.45	0.55	0.64	0.72	0.79	0.83	4800	
15.15	16.13	17.18	17.89	—	—	0.07	0.20	0.35	0.47	0.57	0.67	0.75	0.82	0.87	5000	
15.40	16.35	17.35	17.99	—	—	0.08	0.21	0.36	0.49	0.59	0.69	0.78	0.85	0.90	5200	
15.62	16.52	17.45	18.02	—	—	0.08	0.21	0.37	0.51	0.62	0.72	0.81	0.88	0.94	5400	
15.79	16.66	17.51	—	—	—	0.08	0.22	0.39	0.53	0.64	0.75	0.84	0.92	0.97	5600	
15.94	16.74	17.50	—	—	—	0.08	0.23	0.40	0.55	0.66	0.77	0.87	0.95	1.01	5800	
16.04	16.78	—	—	—	—	0.09	0.24	0.41	0.56	0.68	0.80	0.90	0.98	1.04	6000	
16.10	16.77	—	—	—	—	0.09	0.25	0.43	0.58	0.71	0.83	0.93	1.02	1.08	6200	
16.12	16.71	—	—	—	—	0.09	0.25	0.44	0.60	0.73	0.85	0.96	1.05	1.11	6400	
16.10	—	—	—	—	—	0.10	0.26	0.46	0.62	0.75	0.88	0.99	1.08	1.15	6600	
16.04	—	—	—	—	—	0.10	0.27	0.47	0.64	0.78	0.91	1.02	1.11	1.18	6800	
—	—	—	—	—	—	0.10	0.28	0.48	0.66	0.80	0.93	1.05	1.15	1.21	7000	

5V Basic Belt HP Ratings



V-BELT DRIVES

RPM of Faster Shaft	Sheave Outside Diameter (in inches)															
	4.40	4.65	4.90	5.20	5.50	5.90	6.30	6.70	7.10	7.50	8.00	8.50	9.00	9.25	9.75	10.30
435	1.55	1.88	2.20	2.58	2.97	3.48	3.98	4.48	4.99	5.48	6.10	6.72	7.33	7.64	8.25	8.91
485	1.69	2.04	2.40	2.83	3.25	3.81	4.37	4.93	5.48	6.03	6.71	7.39	8.07	8.41	9.08	9.81
575	1.91	2.33	2.75	3.24	3.74	4.40	5.05	5.70	6.35	6.99	7.79	8.58	9.37	9.76	10.55	11.40
585	1.94	2.36	2.78	3.29	3.79	4.46	5.12	5.78	6.44	7.09	7.91	8.71	9.51	9.91	10.71	11.57
690	2.18	2.67	3.17	3.76	4.34	5.12	5.89	6.66	7.42	8.17	9.12	10.05	10.98	11.44	12.36	13.36
725	2.26	2.78	3.29	3.91	4.52	5.33	6.14	6.94	7.74	8.53	9.51	10.49	11.45	11.94	12.89	13.94
870	2.56	3.17	3.78	4.51	5.23	6.19	7.14	8.08	9.02	9.95	11.10	12.24	13.38	13.94	15.06	16.27
950	2.72	3.38	4.04	4.83	5.61	6.64	7.67	8.69	9.70	10.70	11.95	13.18	14.40	15.00	16.21	17.51
1160	3.09	3.89	4.67	5.61	6.55	7.78	9.00	10.21	11.41	12.60	14.07	15.52	16.95	17.66	19.06	20.59
1425	3.50	4.45	5.39	6.52	7.63	9.10	10.56	11.99	13.41	14.81	16.53	18.23	19.89	20.71	22.33	24.08
1750	3.90	5.04	6.16	7.49	8.81	10.55	12.26	13.94	15.60	17.22	19.21	21.15	23.04	23.96	25.77	27.70
2850	4.47	6.12	7.75	9.65	11.50	13.90	16.21	18.42	20.53	22.53	24.88	27.06	29.04	29.96	31.65	33.25
3450	4.23	6.09	7.89	9.98	12.00	14.56	16.97	19.21	21.29	23.19	25.29	27.09	28.57	29.18	30.14	30.76
100	0.49	0.57	0.65	0.75	0.84	0.97	1.10	1.23	1.36	1.48	1.64	1.80	1.96	2.04	2.19	2.36
200	0.85	1.01	1.16	1.35	1.54	1.78	2.03	2.27	2.52	2.76	3.06	3.36	3.66	3.81	4.11	4.44
300	1.17	1.40	1.63	1.90	2.17	2.53	2.89	3.25	3.60	3.96	4.40	4.83	5.27	5.49	5.92	6.39
400	1.46	1.76	2.06	2.41	2.77	3.24	3.70	4.17	4.63	5.10	5.67	6.24	6.81	7.09	7.65	8.27
500	1.72	2.09	2.46	2.90	3.33	3.91	4.48	5.06	5.63	6.19	6.90	7.59	8.29	8.64	9.33	10.08
600	1.97	2.41	2.84	3.36	3.87	4.56	5.24	5.91	6.58	7.25	8.08	8.91	9.72	10.13	10.94	11.83
700	2.20	2.70	3.20	3.80	4.39	5.18	5.96	6.74	7.51	8.28	9.23	10.17	11.11	11.58	12.51	13.52
800	2.42	2.98	3.55	4.22	4.89	5.78	6.66	7.54	8.41	9.27	10.34	11.41	12.46	12.98	14.03	15.16
900	2.62	3.25	3.88	4.63	5.37	6.36	7.34	8.31	9.28	10.23	11.42	12.60	13.76	14.34	15.49	16.74
1000	2.81	3.51	4.20	5.02	5.84	6.92	8.00	9.06	10.12	11.17	12.47	13.75	15.02	15.66	16.91	18.27
1100	2.99	3.75	4.50	5.40	6.29	7.46	8.63	9.79	10.94	12.07	13.48	14.87	16.24	16.92	18.27	19.73
1200	3.16	3.98	4.79	5.76	6.72	7.99	9.25	10.49	11.73	12.95	14.46	15.95	17.42	18.14	19.58	21.14
1300	3.32	4.19	5.07	6.10	7.13	8.50	9.84	11.17	12.49	13.79	15.40	16.99	18.55	19.32	20.84	22.49
1400	3.46	4.40	5.33	6.44	7.54	8.98	10.42	11.83	13.23	14.61	16.31	17.99	19.63	20.44	22.04	23.77
1500	3.60	4.60	5.58	6.76	7.92	9.46	10.97	12.47	13.94	15.40	17.19	18.94	20.67	21.51	23.18	24.98
1600	3.73	4.78	5.82	7.06	8.29	9.91	11.50	13.08	14.62	16.15	18.02	19.86	21.65	22.53	24.27	26.12
1700	3.85	4.95	6.05	7.35	8.64	10.34	12.01	13.66	15.28	16.87	18.82	20.73	22.59	23.50	25.29	27.19
1800	3.95	5.11	6.27	7.63	8.98	10.76	12.50	14.22	15.91	17.56	19.58	21.55	23.47	24.41	26.24	28.19
1900	4.05	5.27	6.47	7.89	9.30	11.15	12.97	14.75	16.50	18.22	20.30	22.33	24.30	25.26	27.13	29.10
2000	4.14	5.41	6.66	8.14	9.61	11.53	13.42	15.26	17.07	18.83	20.98	23.06	25.07	26.05	27.94	29.94
2100	4.22	5.53	6.84	8.38	9.90	11.89	13.84	15.74	17.60	19.42	21.62	23.74	25.78	26.77	28.68	30.69
2200	4.28	5.65	7.00	8.60	10.17	12.23	14.24	16.20	18.11	19.96	22.21	24.37	26.43	27.43	29.35	31.35
2300	4.34	5.76	7.15	8.80	10.43	12.54	14.61	16.62	18.58	20.47	22.76	24.94	27.02	28.02	29.94	31.91
2400	4.39	5.85	7.29	8.99	10.66	12.84	14.96	17.02	19.01	20.94	23.26	25.46	27.55	28.55	30.45	32.39
2500	4.43	5.93	7.42	9.17	10.88	13.12	15.28	17.38	19.41	21.37	23.71	25.92	28.00	28.99	30.87	32.76
2600	4.45	6.00	7.53	9.32	11.08	13.37	15.58	17.72	19.78	21.76	24.11	26.32	28.39	29.37	31.21	33.04
2700	4.47	6.06	7.63	9.47	11.27	13.60	15.85	18.02	20.11	22.10	24.46	26.66	28.71	29.67	31.45	33.21
2800	4.47	6.11	7.71	9.59	11.43	13.81	16.10	18.29	20.40	22.40	24.76	26.94	28.95	29.88	31.60	33.27
2900	4.47	6.14	7.78	9.70	11.57	13.99	16.31	18.53	20.65	22.65	25.00	27.16	29.12	30.02	31.66	33.21
3000	4.45	6.16	7.83	9.79	11.70	14.15	16.50	18.74	20.86	22.86	25.19	27.30	29.20	30.07	31.62	33.04
3100	4.42	6.17	7.87	9.87	11.80	14.29	16.66	18.91	21.03	23.02	25.32	27.38	29.21	30.03	31.48	32.76
3200	4.38	6.16	7.90	9.92	11.89	14.40	16.78	19.04	21.16	23.13	25.39	27.39	29.14	29.91	31.23	32.35
3300	4.33	6.14	7.91	9.96	11.95	14.48	16.88	19.14	21.24	23.19	25.40	27.33	28.98	29.69	30.88	31.81
3400	4.27	6.11	7.90	9.98	11.99	14.54	16.95	19.20	21.28	23.20	25.34	27.19	28.73	29.37	30.41	31.15
3500	4.19	6.06	7.88	9.98	12.01	14.57	16.98	19.22	21.28	23.16	25.23	26.98	28.39	28.96	29.83	30.35
3600	4.10	6.00	7.84	9.96	12.00	14.58	16.98	19.20	21.23	23.06	25.05	26.69	27.96	28.45	29.14	29.41
3700	4.00	5.92	7.78	9.93	11.98	14.55	16.95	19.14	21.13	22.90	24.80	26.31	27.43	27.84	28.32	28.34
3800	3.89	5.83	7.71	9.87	11.93	14.50	16.88	19.04	20.99	22.69	24.48	25.86	26.81	27.12	27.39	—
3900	3.76	5.73	7.62	9.79	11.85	14.42	16.78	18.90	20.79	22.42	24.09	25.32	26.09	26.30	26.32	—
4000	3.63	5.60	7.51	9.69	11.75	14.31	16.64	18.72	20.54	22.09	23.63	24.70	25.27	25.36	—	—
4200	3.31	5.32	7.24	9.43	11.48	14.00	16.25	18.22	19.89	21.25	22.49	23.19	23.31	—	—	—
4400	2.93	4.96	6.89	9.07	11.10	13.55	15.70	17.53	19.02	20.16	21.04	21.31	—	—	—	—
4600	2.50	4.54	6.47	8.63	10.62	12.98	15.00	16.66	17.93	18.80	19.28	—	—	—	—	—
4800	2.01	4.05	5.97	8.09	10.02	12.27	14.13	15.59	16.60	17.16	17.17	—	—	—	—	—
5000	1.46	3.49	5.38	7.45	9.31	11.42	13.10	14.31	15.03	15.23	—	—	—	—	—	—

■ RIM SPEEDS EXCEED 6500 FEET PER MINUTE.



Basic Belt HP Ratings 5V

Sheave Outside Diameter (in inches)								"Add-On" HP for Speed Ratio									RPM of Faster Shaft
10.90	11.30	11.80	12.50	13.20	14.00	15.00	16.00	1.02- 1.05	1.06- 1.11	1.12- 1.18	1.19- 1.26	1.27- 1.38	1.39- 1.57	1.58- 1.94	1.95- 3.38	3.39- & Up	
9.64	10.11	10.71	11.54	12.37	13.31	14.47	15.62	0.04	0.11	0.20	0.27	0.33	0.38	0.43	0.47	0.50	435
10.61	11.14	11.80	12.71	13.62	14.65	15.93	17.19	0.05	0.13	0.22	0.30	0.37	0.43	0.48	0.53	0.56	485
12.33	12.94	13.70	14.76	15.82	17.01	18.48	19.94	0.06	0.15	0.26	0.36	0.43	0.51	0.57	0.62	0.66	575
12.51	13.14	13.91	14.99	16.06	17.27	18.76	20.24	0.06	0.15	0.27	0.36	0.44	0.52	0.58	0.63	0.67	585
14.44	15.16	16.05	17.29	18.51	19.90	21.61	23.29	0.07	0.18	0.32	0.43	0.52	0.61	0.69	0.75	0.79	690
15.07	15.82	16.75	18.04	19.31	20.75	22.52	24.27	0.07	0.19	0.33	0.45	0.55	0.64	0.72	0.79	0.83	725
17.59	18.46	19.53	21.02	22.49	24.14	26.16	28.14	0.08	0.23	0.40	0.54	0.66	0.77	0.87	0.94	1.00	870
18.92	19.85	21.00	22.59	24.15	25.90	28.04	30.13	0.09	0.25	0.43	0.59	0.72	0.84	0.94	1.03	1.09	950
22.22	23.29	24.61	26.43	28.20	30.17	32.55	34.83	0.11	0.30	0.53	0.72	0.88	1.02	1.15	1.26	1.33	1160
25.93	27.14	28.62	30.63	32.57	34.70	37.20	39.54	0.14	0.37	0.65	0.89	1.08	1.26	1.42	1.54	1.64	1425
29.72	31.03	32.60	34.70	36.67	38.75	41.09	43.13	0.17	0.46	0.80	1.09	1.32	1.55	1.74	1.90	2.01	1750
34.70	35.48	36.23	36.87	36.98	—	—	—	0.27	0.75	1.30	1.77	2.15	2.52	2.83	3.09	3.27	2850
30.91	—	—	—	—	—	—	—	0.33	0.91	1.58	2.15	2.60	3.05	3.43	3.74	3.96	3450
2.55	2.67	2.83	3.04	3.26	3.50	3.80	4.11	0.01	0.03	0.05	0.06	0.08	0.09	0.10	0.11	0.11	100
4.79	5.03	5.32	5.73	6.14	6.60	7.18	7.75	0.02	0.05	0.09	0.12	0.15	0.18	0.20	0.22	0.23	200
6.91	7.25	7.68	8.27	8.86	9.54	10.37	11.20	0.03	0.08	0.14	0.19	0.23	0.27	0.30	0.33	0.34	300
8.94	9.39	9.94	10.71	11.48	12.35	13.43	14.50	0.04	0.10	0.18	0.25	0.30	0.35	0.40	0.43	0.46	400
10.90	11.44	12.12	13.06	13.99	15.05	16.36	17.66	0.05	0.13	0.23	0.31	0.38	0.44	0.50	0.54	0.57	500
12.79	13.43	14.22	15.32	16.41	17.65	19.17	20.68	0.06	0.16	0.27	0.37	0.45	0.53	0.60	0.65	0.69	600
14.62	15.35	16.25	17.50	18.74	20.14	21.87	23.57	0.07	0.18	0.32	0.44	0.53	0.62	0.70	0.76	0.80	700
16.39	17.20	18.21	19.60	20.98	22.53	24.44	26.31	0.08	0.21	0.37	0.50	0.60	0.71	0.80	0.87	0.92	800
18.09	18.98	20.09	21.61	23.12	24.81	26.88	28.89	0.09	0.24	0.41	0.56	0.68	0.80	0.90	0.98	1.03	900
19.73	20.70	21.89	23.54	25.16	26.97	29.18	31.32	0.10	0.26	0.46	0.62	0.75	0.88	0.99	1.08	1.15	1000
21.31	22.34	23.62	25.37	27.09	29.01	31.33	33.57	0.11	0.29	0.50	0.68	0.83	0.97	1.09	1.19	1.26	1100
22.81	23.91	25.26	27.11	28.91	30.92	33.33	35.63	0.12	0.31	0.55	0.75	0.91	1.06	1.19	1.30	1.38	1200
24.24	25.40	26.81	28.74	30.62	32.69	35.16	37.50	0.13	0.34	0.59	0.81	0.98	1.15	1.29	1.41	1.49	1300
25.60	26.80	28.27	30.27	32.20	34.31	36.82	39.16	0.13	0.37	0.64	0.87	1.06	1.24	1.39	1.52	1.61	1400
26.88	28.12	29.64	31.69	33.65	35.79	38.29	40.59	0.14	0.39	0.69	0.93	1.13	1.33	1.49	1.63	1.72	1500
28.08	29.36	30.90	32.98	34.96	37.10	39.57	41.80	0.15	0.42	0.73	1.00	1.21	1.41	1.59	1.73	1.84	1600
29.20	30.49	32.06	34.16	36.14	38.24	40.64	42.75	0.16	0.45	0.78	1.06	1.28	1.50	1.69	1.84	1.95	1700
30.23	31.53	33.11	35.20	37.16	39.21	41.49	43.45	0.17	0.47	0.82	1.12	1.36	1.59	1.79	1.95	2.07	1800
31.16	32.47	34.05	36.11	38.02	39.99	42.12	43.87	0.18	0.50	0.87	1.18	1.43	1.68	1.89	2.06	2.18	1900
32.00	33.31	34.86	36.88	38.72	40.58	42.52	44.01	0.19	0.52	0.91	1.24	1.51	1.77	1.99	2.17	2.30	2000
32.74	34.03	35.55	37.51	39.25	40.96	42.66	43.85	0.20	0.55	0.96	1.31	1.59	1.86	2.09	2.28	2.41	2100
33.37	34.64	36.11	37.98	39.60	41.13	42.54	43.37	0.21	0.58	1.01	1.37	1.66	1.94	2.19	2.38	2.53	2200
33.90	35.13	36.54	38.29	39.76	41.08	42.16	42.57	0.22	0.60	1.05	1.43	1.74	2.03	2.29	2.49	2.64	2300
34.32	35.49	36.82	38.43	39.73	40.80	41.49	41.43	0.23	0.63	1.10	1.49	1.81	2.12	2.39	2.60	2.76	2400
34.62	35.73	36.96	38.41	39.49	40.28	40.53	—	0.24	0.66	1.14	1.56	1.89	2.21	2.49	2.71	2.87	2500
34.80	35.83	36.95	38.20	39.05	39.51	—	—	0.25	0.68	1.19	1.62	1.96	2.30	2.59	2.82	2.99	2600
34.86	35.80	36.79	37.81	38.39	38.48	—	—	0.26	0.71	1.23	1.68	2.04	2.39	2.69	2.93	3.10	2700
34.79	35.62	36.46	37.23	37.51	—	—	—	0.27	0.73	1.28	1.74	2.11	2.47	2.79	3.03	3.22	2800
34.58	35.30	35.97	36.45	36.40	—	—	—	0.28	0.79	1.33	1.80	2.19	2.56	2.88	3.14	3.33	2900
34.24	34.82	35.30	35.47	—	—	—	—	0.29	0.79	1.37	1.87	2.26	2.65	2.98	3.25	3.45	3000
33.76	34.19	34.46	—	—	—	—	—	0.30	0.81	1.42	1.93	2.34	2.74	3.08	3.36	3.56	3100
33.14	33.40	33.43	—	—	—	—	—	0.31	0.84	1.46	1.99	2.42	2.83	3.18	3.47	3.68	3200
32.36	32.45	—	—	—	—	—	—	0.32	0.87	1.51	2.05	2.49	2.92	3.28	3.58	3.79	3300
31.44	31.32	—	—	—	—	—	—	0.33	0.89	1.55	2.12	2.57	3.00	3.38	3.69	3.91	3400
30.35	—	—	—	—	—	—	—	0.34	0.92	1.60	2.18	2.64	3.09	3.48	3.79	4.02	3500
—	—	—	—	—	—	—	—	0.35	0.94	1.64	2.24	2.72	3.18	3.58	3.90	4.13	3600
—	—	—	—	—	—	—	—	0.36	0.97	1.69	2.30	2.79	3.27	3.68	4.01	4.25	3700
—	—	—	—	—	—	—	—	0.37	1.00	1.74	2.36	2.87	3.36	3.78	4.12	4.36	3800
—	—	—	—	—	—	—	—	0.38	1.02	1.78	2.43	2.94	3.45	3.88	4.23	4.48	3900
—	—	—	—	—	—	—	—	0.39	1.05	1.83	2.49	3.02	3.53	3.98	4.34	4.59	4000
—	—	—	—	—	—	—	—	0.40	1.10	1.92	2.61	3.17	3.71	4.18	4.55	4.82	4200
—	—	—	—	—	—	—	—	0.42	1.15	2.01	2.74	3.32	3.89	4.38	4.77	5.05	4400
—	—	—	—	—	—	—	—	0.44	1.21	2.10	2.86	3.47	4.06	4.58	4.99	5.28	4600
—	—	—	—	—	—	—	—	0.46	1.26	2.19	2.99	3.62	4.24	4.77	5.20	5.51	4800
—	—	—	—	—	—	—	—	0.48	1.31	2.28	3.11	3.77	4.42	4.97	5.42	5.74	5000

V-BELT DRIVES

5VX Basic Belt HP Ratings



V-BELT DRIVES

RPM of Faster Shaft	Sheave Outside Diameter (in inches)															
	4.40	4.65	4.90	5.20	5.50	5.90	6.30	6.70	7.10	7.50	8.00	8.50	9.00	9.25	9.75	10.30
435	2.57	2.90	3.22	3.61	3.99	4.51	5.01	5.52	6.03	6.53	7.16	7.78	8.40	8.71	9.32	10.00
485	2.82	3.18	3.54	3.97	4.40	4.96	5.53	6.09	6.65	7.20	7.90	8.58	9.27	9.61	10.29	11.04
575	3.27	3.69	4.11	4.61	5.11	5.77	6.43	7.09	7.74	8.40	9.21	10.01	10.81	11.21	12.01	12.88
585	3.32	3.74	4.17	4.68	5.19	5.86	6.53	7.20	7.87	8.53	9.35	10.17	10.98	11.39	12.19	13.08
690	3.82	4.32	4.81	5.41	6.00	6.78	7.57	8.34	9.12	9.88	10.84	11.79	12.74	13.21	14.15	15.17
725	3.98	4.50	5.02	5.65	6.27	7.09	7.90	8.72	9.53	10.33	11.33	12.33	13.31	13.81	14.79	15.86
870	4.64	5.26	5.88	6.61	7.35	8.32	9.28	10.24	11.20	12.15	13.33	14.50	15.66	16.24	17.39	18.65
950	5.00	5.67	6.34	7.13	7.93	8.98	10.03	11.07	12.10	13.13	14.40	15.67	16.92	17.55	18.79	20.15
1160	5.90	6.71	7.51	8.46	9.42	10.68	11.93	13.17	14.40	15.63	17.15	18.65	20.14	20.89	22.36	23.96
1425	6.98	7.95	8.92	10.07	11.21	12.73	14.23	15.71	17.19	18.65	20.45	22.24	24.01	24.88	26.61	28.49
1750	8.23	9.40	10.55	11.93	13.30	15.11	16.89	18.66	20.41	22.13	24.26	26.35	28.41	29.43	31.44	33.60
2850	11.86	13.62	15.35	17.40	19.42	22.06	24.64	27.15	29.60	31.98	34.85	37.61	40.24	41.51	43.95	46.48
3450	13.45	15.47	17.46	19.80	22.09	25.06	27.93	30.69	33.34	35.87	38.87	41.67	44.26	45.48	47.74	49.95
100	0.71	0.79	0.87	0.97	1.07	1.20	1.33	1.45	1.58	1.71	1.87	2.02	2.18	2.26	2.42	2.59
200	1.31	1.47	1.62	1.81	2.00	2.24	2.49	2.73	2.98	3.22	3.53	3.83	4.13	4.28	4.58	4.91
300	1.86	2.09	2.32	2.60	2.87	3.23	3.59	3.95	4.31	4.66	5.11	5.55	5.99	6.21	6.64	7.12
400	2.39	2.69	2.99	3.35	3.71	4.18	4.65	5.12	5.59	6.05	6.63	7.21	7.78	8.07	8.64	9.26
500	2.90	3.27	3.64	4.08	4.52	5.10	5.68	6.26	6.83	7.40	8.12	8.82	9.53	9.88	10.58	11.35
600	3.39	3.83	4.26	4.79	5.31	6.00	6.68	7.37	8.05	8.72	9.56	10.40	11.23	11.65	12.48	13.38
700	3.86	4.37	4.87	5.48	6.08	6.87	7.66	8.45	9.23	10.01	10.98	11.94	12.90	13.38	14.33	15.37
800	4.33	4.90	5.47	6.15	6.83	7.73	8.62	9.51	10.40	11.28	12.37	13.46	14.54	15.07	16.14	17.31
900	4.78	5.41	6.05	6.81	7.57	8.57	9.56	10.55	11.54	12.52	13.73	14.94	16.14	16.73	17.92	19.21
1000	5.22	5.92	6.62	7.46	8.29	9.39	10.49	11.57	12.66	13.73	15.07	16.39	17.70	18.36	19.66	21.07
1100	5.65	6.41	7.18	8.09	9.00	10.20	11.39	12.58	13.76	14.92	16.38	17.81	19.24	19.95	21.35	22.89
1200	6.07	6.90	7.72	8.71	9.69	10.99	12.28	13.56	14.83	16.10	17.66	19.21	20.74	21.50	23.02	24.66
1300	6.48	7.37	8.26	9.32	10.38	11.77	13.16	14.53	15.89	17.24	18.92	20.57	22.21	23.03	24.64	26.39
1400	6.88	7.84	8.79	9.92	11.05	12.54	14.01	15.48	16.93	18.37	20.15	21.91	23.65	24.51	26.22	28.08
1500	7.28	8.29	9.30	10.51	11.71	13.29	14.86	16.41	17.95	19.47	21.36	23.22	25.06	25.96	27.76	29.72
1600	7.66	8.74	9.81	11.09	12.35	14.03	15.68	17.32	18.95	20.55	22.54	24.50	26.43	27.38	29.27	31.31
1700	8.04	9.18	10.31	11.65	12.99	14.75	16.50	18.22	19.93	21.61	23.69	25.74	27.76	28.76	30.72	32.85
1800	8.42	9.61	10.80	12.21	13.61	15.46	17.29	19.10	20.88	22.65	24.82	26.96	29.06	30.09	32.14	34.34
1900	8.78	10.03	11.28	12.76	14.22	16.16	18.07	19.96	21.82	23.66	25.92	28.14	30.32	31.39	33.51	35.78
2000	9.14	10.45	11.74	13.29	14.82	16.84	18.83	20.80	22.74	24.65	26.99	29.29	31.54	32.65	34.83	37.16
2100	9.48	10.85	12.20	13.82	15.41	17.51	19.58	21.62	23.63	25.61	28.04	30.41	32.73	33.87	36.10	38.49
2200	9.83	11.25	12.66	14.33	15.99	18.17	20.31	22.43	24.50	26.55	29.05	31.49	33.87	35.04	37.33	39.76
2300	10.16	11.64	13.10	14.83	16.55	18.81	21.03	23.21	25.35	27.46	30.03	32.54	34.98	36.17	38.50	40.97
2400	10.49	12.01	13.53	15.33	17.10	19.43	21.72	23.97	26.18	28.34	30.98	33.55	36.03	37.25	39.62	42.12
2500	10.81	12.39	13.95	15.81	17.64	20.04	22.40	24.72	26.98	29.20	31.90	34.52	37.05	38.28	40.68	43.21
2600	11.12	12.75	14.36	16.28	18.16	20.64	23.06	25.44	27.76	30.03	32.79	35.45	38.02	39.27	41.69	44.23
2700	11.42	13.10	14.77	16.74	18.68	21.22	23.71	26.14	28.52	30.83	33.64	36.35	38.95	40.20	42.64	45.18
2800	11.72	13.45	15.16	17.18	19.18	21.79	24.33	26.82	29.25	31.61	34.46	37.20	39.82	41.09	43.53	46.06
2900	12.00	13.78	15.54	17.62	19.66	22.33	24.94	27.48	29.95	32.35	35.24	38.01	40.65	41.92	44.36	46.87
3000	12.28	14.11	15.91	18.04	20.14	22.87	25.53	28.12	30.63	33.06	35.99	38.78	41.43	42.70	45.12	47.61
3100	12.56	14.43	16.28	18.46	20.60	23.38	26.10	28.73	31.28	33.74	36.69	39.50	42.15	43.42	45.82	48.27
3200	12.82	14.74	16.63	18.86	21.04	23.89	26.65	29.32	31.90	34.39	37.36	40.18	42.82	44.08	46.46	48.85
3300	13.08	15.04	16.97	19.25	21.47	24.37	27.17	29.88	32.50	35.01	38.00	40.81	43.44	44.68	47.02	49.36
3400	13.33	15.33	17.30	19.62	21.89	24.83	27.68	30.43	33.06	35.59	38.59	41.39	44.00	45.23	47.52	49.78
3500	13.57	15.61	17.62	19.98	22.29	25.28	28.17	30.94	33.60	36.14	39.14	41.93	44.50	45.71	47.94	50.11
3600	13.80	15.88	17.93	20.33	22.68	25.71	28.63	31.43	34.11	36.65	39.65	42.42	44.95	46.13	48.29	50.36
3700	14.02	16.14	18.23	20.67	23.05	26.12	29.07	31.90	34.58	37.13	40.11	42.85	45.34	46.48	48.56	50.52
3800	14.23	16.40	18.51	20.99	23.41	26.52	29.49	32.33	35.03	37.57	40.53	43.23	45.66	46.77	48.76	
3900	14.44	16.64	18.79	21.30	23.75	26.89	29.89	32.74	35.44	37.98	40.91	43.56	45.92	46.98	48.87	
4000	14.64	16.87	19.05	21.60	24.07	27.24	30.26	33.13	35.82	38.34	41.24	43.84	46.12	47.13		
4200	15.00	17.30	19.54	22.15	24.67	27.89	30.94	33.81	36.48	38.96	41.76	44.22	46.31			
4400	15.33	17.69	19.98	22.64	25.21	28.46	31.52	34.37	37.00	39.41	42.09	44.36				
4600	15.62	18.08	20.37	23.08	25.67	28.94	31.99	34.81	37.38	39.70	42.21					
4800	15.88	18.33	20.71	23.45	26.06	29.34	32.36	35.13	37.61	39.81	42.12					
5000	16.09	18.59	20.99	23.76	26.38	29.64	32.62	35.31	37.68	39.73						

■ RIM SPEEDS EXCEED 6500 FEET PER MINUTE.



Basic Belt 5VX HP Ratings

Sheave Outside Diameter (in inches)								"Add-On" HP for Speed Ratio									RPM of Faster Shaft
10.90	11.30	11.80	12.50	13.20	14.00	15.00	16.00	1.02 - 1.05	1.06 - 1.11	1.12 - 1.18	1.19 - 1.26	1.27 - 1.38	1.39 - 1.57	1.58 - 1.94	1.95 - 3.38	3.39 - & Up	
10.73	11.22	11.82	12.67	13.51	14.46	15.65	16.83	0.03	0.09	0.15	0.21	0.25	0.30	0.33	0.36	0.38	435
11.85	12.38	13.05	13.99	14.91	15.97	17.27	18.57	0.04	0.10	0.17	0.23	0.28	0.33	0.37	0.40	0.43	485
13.82	14.45	15.23	16.31	17.39	18.62	20.14	21.64	0.04	0.12	0.20	0.27	0.33	0.39	0.44	0.48	0.51	575
14.04	14.67	15.47	16.57	17.67	18.91	20.45	21.98	0.04	0.12	0.21	0.28	0.34	0.40	0.45	0.49	0.52	585
16.28	17.02	17.94	19.21	20.48	21.91	23.69	25.45	0.05	0.14	0.24	0.33	0.40	0.47	0.53	0.57	0.61	690
17.02	17.79	18.75	20.08	21.40	22.90	24.75	26.58	0.05	0.15	0.25	0.35	0.42	0.49	0.55	0.60	0.64	725
20.01	20.91	22.03	23.58	25.12	26.87	29.01	31.13	0.06	0.18	0.31	0.42	0.50	0.59	0.67	0.72	0.77	870
21.61	22.59	23.79	25.46	27.12	28.98	31.28	33.54	0.07	0.19	0.33	0.45	0.55	0.65	0.73	0.79	0.84	950
25.69	26.83	28.24	30.19	32.12	34.28	36.92	39.50	0.09	0.23	0.41	0.55	0.67	0.79	0.89	0.97	1.02	1160
30.51	31.84	33.48	35.73	37.93	40.39	43.36	46.22	0.11	0.29	0.50	0.68	0.83	0.97	1.09	1.19	1.26	1425
35.91	37.42	39.27	41.78	44.22	46.89	50.07	53.04	0.13	0.35	0.61	0.84	1.02	1.19	1.34	1.46	1.54	1750
49.04	50.62	52.47	54.79	56.77	—	—	—	0.21	0.57	1.00	1.36	1.65	1.94	2.18	2.37	2.52	2850
52.04	—	—	—	—	—	—	—	0.26	0.70	1.21	1.65	2.00	2.34	2.64	2.87	3.05	3450
2.77	2.90	3.05	3.27	3.48	3.73	4.03	4.33	0.01	0.02	0.04	0.05	0.06	0.07	0.08	0.08	0.09	100
5.26	5.50	5.80	6.21	6.62	7.09	7.67	8.25	0.01	0.04	0.07	0.10	0.12	0.14	0.15	0.17	0.18	200
7.64	7.99	8.42	9.02	9.62	10.30	11.14	11.98	0.02	0.06	0.11	0.14	0.17	0.20	0.23	0.25	0.26	300
9.94	10.39	10.95	11.73	12.51	13.40	14.50	15.59	0.03	0.08	0.14	0.19	0.23	0.27	0.31	0.33	0.35	400
12.18	12.73	13.42	14.38	15.33	16.41	17.76	19.09	0.04	0.10	0.18	0.24	0.29	0.34	0.38	0.42	0.44	500
14.36	15.01	15.82	16.95	18.07	19.34	20.92	22.48	0.04	0.12	0.21	0.29	0.35	0.41	0.46	0.50	0.53	600
16.49	17.24	18.17	19.46	20.74	22.20	24.00	25.77	0.05	0.14	0.25	0.33	0.41	0.48	0.54	0.58	0.62	700
18.58	19.42	20.46	21.91	23.34	24.97	26.98	28.96	0.06	0.16	0.28	0.38	0.46	0.54	0.61	0.67	0.71	800
20.61	21.54	22.69	24.29	25.88	27.66	29.87	32.04	0.07	0.18	0.32	0.43	0.52	0.61	0.69	0.75	0.79	900
22.60	23.62	24.87	26.61	28.34	30.28	32.66	35.01	0.07	0.20	0.35	0.48	0.58	0.68	0.76	0.83	0.88	1000
24.54	25.64	26.99	28.87	30.72	32.80	35.36	37.85	0.08	0.22	0.39	0.53	0.64	0.75	0.84	0.92	0.97	1100
26.44	27.61	29.06	31.06	33.03	35.24	37.95	40.58	0.09	0.24	0.42	0.57	0.70	0.81	0.92	1.00	1.06	1200
28.28	29.52	31.06	33.18	35.26	37.59	40.43	43.17	0.10	0.26	0.46	0.62	0.75	0.88	0.99	1.08	1.15	1300
30.07	31.38	33.00	35.23	37.41	39.84	42.79	45.63	0.10	0.28	0.49	0.67	0.81	0.95	1.07	1.17	1.24	1400
31.81	33.18	34.88	37.20	39.47	41.99	45.03	47.94	0.11	0.30	0.53	0.72	0.87	1.02	1.15	1.25	1.32	1500
33.49	34.92	36.68	39.09	41.44	44.03	47.15	50.10	0.12	0.32	0.56	0.77	0.93	1.09	1.22	1.33	1.41	1600
35.12	36.60	38.42	40.91	43.32	45.97	49.13	52.10	0.13	0.34	0.60	0.81	0.99	1.15	1.30	1.42	1.50	1700
36.69	38.22	40.09	42.64	45.09	47.79	50.97	53.94	0.13	0.36	0.63	0.86	1.04	1.22	1.38	1.50	1.59	1800
38.19	39.76	41.68	44.28	46.77	49.48	52.67	55.60	0.14	0.38	0.67	0.91	1.10	1.29	1.45	1.58	1.68	1900
39.64	41.24	43.19	45.83	48.34	51.06	54.21	57.08	0.15	0.40	0.70	0.96	1.16	1.36	1.53	1.67	1.77	2000
41.01	42.64	44.62	47.28	49.80	52.50	55.59	58.36	0.16	0.42	0.74	1.00	1.22	1.43	1.61	1.75	1.85	2100
42.32	43.98	45.97	48.64	51.14	53.81	56.82	59.45	0.16	0.44	0.77	1.05	1.28	1.49	1.68	1.83	1.94	2200
43.57	45.23	47.23	49.89	52.37	54.97	57.86	60.33	0.17	0.46	0.81	1.10	1.33	1.56	1.76	1.92	2.03	2300
44.73	46.40	48.40	51.04	53.47	55.99	58.73	61.00	0.18	0.48	0.84	1.15	1.39	1.63	1.83	2.00	2.12	2400
45.83	47.49	49.48	52.07	54.44	56.86	59.42	—	0.19	0.50	0.88	1.20	1.45	1.70	1.91	2.08	2.21	2500
46.85	48.50	50.46	53.00	55.28	57.57	—	—	0.19	0.52	0.91	1.24	1.51	1.77	1.99	2.17	2.30	2600
47.78	49.42	51.34	53.80	55.99	58.12	—	—	0.20	0.54	0.95	1.29	1.57	1.83	2.06	2.25	2.38	2700
48.64	50.25	52.12	54.49	56.55	—	—	—	0.21	0.56	0.98	1.34	1.62	1.90	2.14	2.33	2.47	2800
49.41	50.98	52.79	55.05	56.96	—	—	—	0.21	0.58	1.02	1.39	1.68	1.97	2.22	2.42	2.56	2900
50.10	51.62	53.36	55.48	—	—	—	—	0.22	0.60	1.05	1.43	1.74	2.04	2.29	2.50	2.65	3000
50.69	52.16	53.81	—	—	—	—	—	0.23	0.63	1.09	1.48	1.80	2.11	2.37	2.58	2.74	3100
51.20	52.59	54.14	—	—	—	—	—	0.24	0.65	1.12	1.53	1.86	2.17	2.45	2.67	2.82	3200
51.60	52.92	—	—	—	—	—	—	0.24	0.67	1.16	1.58	1.91	2.24	2.52	2.75	2.91	3300
51.92	53.15	—	—	—	—	—	—	0.25	0.69	1.19	1.63	1.97	2.31	2.60	2.83	3.00	3400
52.13	—	—	—	—	—	—	—	0.26	0.71	1.23	1.67	2.03	2.38	2.68	2.92	3.09	3500
—	—	—	—	—	—	—	—	0.27	0.73	1.26	1.72	2.09	2.44	2.75	3.00	3.18	3600
—	—	—	—	—	—	—	—	0.27	0.75	1.30	1.77	2.15	2.51	2.83	3.08	3.27	3700
—	—	—	—	—	—	—	—	0.28	0.77	1.33	1.82	2.20	2.58	2.91	3.17	3.35	3800
—	—	—	—	—	—	—	—	0.29	0.79	1.37	1.86	2.26	2.65	2.98	3.25	3.44	3900
—	—	—	—	—	—	—	—	0.30	0.81	1.40	1.91	2.32	2.72	3.06	3.33	3.53	4000
—	—	—	—	—	—	—	—	0.31	0.85	1.47	2.01	2.44	2.85	3.21	3.50	3.71	4200
—	—	—	—	—	—	—	—	0.33	0.89	1.55	2.10	2.55	2.99	3.36	3.67	3.88	4400
—	—	—	—	—	—	—	—	0.34	0.93	1.62	2.20	2.67	3.12	3.52	3.83	4.06	4600
—	—	—	—	—	—	—	—	0.36	0.97	1.69	2.30	2.78	3.26	3.67	4.00	4.24	4800
—	—	—	—	—	—	—	—	0.37	1.01	1.76	2.39	2.90	3.40	3.82	4.17	4.41	5000

V-BELT DRIVES

8V Basic Belt HP Ratings



V-BELT DRIVES

RPM of Faster Shaft	Sheave Outside Diameter (in inches)											
	12.50	13.20	14.00	15.00	16.00	17.00	18.00	19.00	20.00	21.20	22.40	24.80
435	20.10	22.28	24.75	27.82	30.86	33.87	36.85	39.81	42.75	46.23	49.68	56.45
485	22.02	24.42	27.14	30.51	33.84	37.15	40.42	43.65	46.86	50.66	54.41	61.76
585	25.69	28.51	31.70	35.65	39.55	43.40	47.20	50.95	54.65	59.02	63.31	71.65
690	29.32	32.56	36.21	40.72	45.16	49.53	53.82	58.04	62.18	67.05	71.80	80.92
725	30.48	33.85	37.65	42.34	46.94	51.47	55.91	60.27	64.54	69.54	74.41	83.73
870	35.00	38.87	43.24	48.58	53.81	58.90	63.87	68.70	73.39	78.82	84.03	93.77
950	37.29	41.42	46.05	51.71	57.22	62.57	67.75	72.77	77.60	83.15	88.43	98.09
1160	42.57	47.26	52.48	58.77	64.81	70.58	76.06	81.25	86.12	91.55	96.48	104.80
1425	47.60	52.74	58.36	65.00	71.18	76.89	82.09	86.76	90.88	95.05	98.34	102.11
1750	50.91	56.13	61.66	67.88	73.28	77.83	81.47	84.16	85.84	86.47	—	—
50	3.01	3.31	3.64	4.06	4.47	4.88	5.30	5.70	6.11	6.60	7.09	8.06
100	5.59	6.15	6.79	7.59	8.38	9.17	9.96	10.74	11.52	12.46	13.38	15.23
150	8.00	8.82	9.76	10.92	12.07	13.23	14.37	15.51	16.65	18.01	19.36	22.05
200	10.30	11.37	12.59	14.11	15.62	17.12	18.61	20.10	21.58	23.35	25.11	28.60
250	12.51	13.83	15.33	17.19	19.04	20.88	22.71	24.53	26.35	28.51	30.66	34.92
300	14.65	16.20	17.97	20.17	22.36	24.53	26.69	28.83	30.97	33.51	36.03	41.02
350	16.72	18.51	20.55	23.07	25.58	28.07	30.55	33.01	35.45	38.35	41.23	46.92
400	18.73	20.75	23.04	25.89	28.72	31.52	34.30	37.05	39.79	43.04	46.26	52.60
450	20.69	22.93	25.47	28.63	31.76	34.86	37.93	40.98	44.00	47.58	51.12	58.07
500	22.59	25.05	27.84	31.30	34.72	38.11	41.46	44.78	48.06	51.96	55.79	63.31
550	24.43	27.11	30.14	33.88	37.59	41.26	44.88	48.46	51.99	56.17	60.28	68.30
600	26.23	29.11	32.37	36.40	40.38	44.30	48.18	52.00	55.77	60.22	64.58	73.05
650	27.97	31.05	34.53	38.83	43.07	47.25	51.36	55.41	59.40	64.09	68.67	77.53
700	29.66	32.93	36.63	41.19	45.67	50.09	54.43	58.69	62.87	67.77	72.56	81.74
750	31.29	34.75	38.66	43.46	48.18	52.82	57.36	61.81	66.17	71.27	76.22	85.65
800	32.88	36.51	40.62	45.66	50.60	55.43	60.17	64.79	69.30	74.56	79.64	89.26
850	34.40	38.21	42.50	47.76	52.91	57.94	62.84	67.61	72.26	77.65	82.83	92.55
900	35.87	39.85	44.32	49.78	55.12	60.32	65.37	70.27	75.02	80.51	85.76	95.50
950	37.29	41.42	46.05	51.71	57.22	62.57	67.75	72.77	77.60	83.15	88.43	98.09
1000	38.64	42.92	47.71	53.55	59.21	64.70	69.99	75.08	79.97	85.56	90.82	100.32
1050	39.94	44.36	49.29	55.29	61.09	66.69	72.07	77.22	82.14	87.71	92.92	102.17
1100	41.18	45.72	50.79	56.94	62.86	68.54	73.98	79.17	84.08	89.62	94.73	103.61
1150	42.35	47.01	52.21	58.48	64.50	70.25	75.73	80.92	85.80	91.25	96.22	104.64
1200	43.46	48.23	53.53	59.92	66.01	71.82	77.31	82.47	87.29	92.61	97.39	105.24
1250	44.50	49.37	54.77	61.24	67.40	73.23	78.70	83.81	88.54	93.69	98.23	105.38
1300	45.47	50.44	55.92	62.46	68.66	74.48	79.91	84.94	89.54	94.46	98.72	105.06
1350	46.38	51.42	56.97	63.57	69.77	75.57	80.93	85.84	90.27	94.94	98.85	104.26
1400	47.21	52.32	57.92	64.55	70.75	76.49	81.75	86.51	90.75	95.09	98.61	102.96
1450	47.97	53.14	58.78	65.42	71.58	77.24	82.37	86.95	90.94	94.92	97.98	101.14
1500	48.66	53.87	59.53	66.16	72.26	77.81	82.78	87.14	90.85	94.42	96.96	98.79
1550	49.27	54.51	60.18	66.77	72.79	78.20	82.98	87.08	90.47	93.57	95.54	95.89
1600	49.80	55.05	60.71	67.25	73.16	78.41	82.95	86.75	89.79	92.35	93.69	—
1650	50.25	55.51	61.14	67.60	73.37	78.41	82.69	86.17	88.79	90.78	91.41	—
1700	50.62	55.87	61.46	67.81	73.41	78.22	82.20	85.30	87.48	88.82	88.69	—
1750	50.91	56.13	61.66	67.88	73.28	77.83	81.47	84.16	85.84	86.47	—	—
1800	51.11	56.29	61.74	67.80	72.98	77.23	80.49	82.72	83.87	83.73	—	—
1850	51.22	56.35	61.70	67.57	72.50	76.41	79.26	80.99	81.55	—	—	—
1900	51.24	56.30	61.53	67.19	71.83	75.38	77.77	78.96	78.87	—	—	—
1950	51.17	56.14	61.23	66.66	70.97	74.12	76.02	76.61	—	—	—	—
2000	51.00	55.88	60.81	65.96	69.93	72.62	73.99	73.95	—	—	—	—
2100	50.38	55.01	59.56	64.08	67.23	68.93	69.09	—	—	—	—	—
2200	49.36	53.67	57.75	61.52	63.72	64.25	—	—	—	—	—	—
2300	47.92	51.84	55.36	58.24	59.34	—	—	—	—	—	—	—
2400	46.05	49.50	52.37	54.23	54.07	—	—	—	—	—	—	—
2500	43.73	46.64	48.75	49.45	—	—	—	—	—	—	—	—
2600	40.94	43.23	44.48	—	—	—	—	—	—	—	—	—
2700	37.67	39.25	39.53	—	—	—	—	—	—	—	—	—
2800	33.91	34.69	—	—	—	—	—	—	—	—	—	—

RIM SPEEDS EXCEED 6500 FEET PER MINUTE.



Basic Belt 8V HP Ratings

V-BELT DRIVES

"Add-On" HP for Speed Ratio									RPM of Faster Shaft
1.02- 1.05	1.06- 1.11	1.12- 1.18	1.19- 1.26	1.27- 1.38	1.39- 1.57	1.58- 1.94	1.95- 3.38	3.39 & Up	
0.20	0.56	0.97	1.32	1.60	1.87	2.11	2.30	2.43	435
0.23	0.62	1.08	1.47	1.78	2.09	2.35	2.56	2.71	485
0.27	0.75	1.30	1.77	2.15	2.52	2.83	3.09	3.27	585
0.32	0.88	1.54	2.09	2.54	2.97	3.34	3.64	3.86	690
0.34	0.93	1.61	2.20	2.67	3.12	3.51	3.83	4.06	725
0.41	1.11	1.94	2.64	3.20	3.74	4.22	4.59	4.87	870
0.45	1.21	2.11	2.88	3.49	4.09	4.60	5.02	5.32	950
0.54	1.48	2.58	3.52	4.27	4.99	5.62	6.13	6.49	1160
0.67	1.82	3.17	4.32	5.24	6.13	6.91	7.52	7.97	1425
0.82	2.24	3.90	5.30	6.44	7.53	8.48	9.24	9.79	1750
0.02	0.06	0.11	0.15	0.18	0.22	0.24	0.26	0.28	50
0.05	0.13	0.22	0.30	0.37	0.43	0.48	0.53	0.56	100
0.07	0.19	0.33	0.45	0.55	0.65	0.73	0.79	0.84	150
0.09	0.26	0.45	0.61	0.74	0.86	0.97	1.06	1.12	200
0.12	0.32	0.56	0.76	0.92	1.08	1.21	1.32	1.40	250
0.14	0.38	0.67	0.91	1.10	1.29	1.45	1.58	1.68	300
0.16	0.45	0.78	1.06	1.29	1.51	1.70	1.85	1.96	350
0.19	0.51	0.89	1.21	1.47	1.72	1.94	2.11	2.24	400
0.21	0.58	1.00	1.36	1.66	1.94	2.18	2.38	2.52	450
0.23	0.64	1.11	1.52	1.84	2.15	2.42	2.64	2.80	500
0.26	0.70	1.22	1.67	2.02	2.37	2.67	2.90	3.08	550
0.28	0.77	1.34	1.82	2.21	2.58	2.91	3.17	3.36	600
0.31	0.83	1.45	1.97	2.39	2.80	3.15	3.43	3.64	650
0.33	0.89	1.56	2.12	2.57	3.01	3.39	3.70	3.92	700
0.35	0.96	1.67	2.27	2.76	3.23	3.63	3.96	4.20	750
0.38	1.02	1.78	2.43	2.94	3.44	3.88	4.22	4.48	800
0.40	1.09	1.89	2.58	3.13	3.66	4.12	4.49	4.76	850
0.42	1.15	2.00	2.73	3.31	3.87	4.36	4.75	5.04	900
0.45	1.21	2.11	2.88	3.49	4.09	4.60	5.02	5.32	950
0.47	1.28	2.23	3.03	3.68	4.30	4.85	5.28	5.60	1000
0.49	1.34	2.34	3.18	3.86	4.52	5.09	5.54	5.88	1050
0.52	1.41	2.45	3.33	4.05	4.73	5.33	5.81	6.16	1100
0.54	1.47	2.56	3.49	4.23	4.95	5.57	6.07	6.44	1150
0.56	1.53	2.67	3.64	4.41	5.17	5.82	6.34	6.71	1200
0.59	1.60	2.78	3.79	4.60	5.38	6.06	6.60	6.99	1250
0.61	1.66	2.89	3.94	4.78	5.60	6.30	6.86	7.27	1300
0.63	1.73	3.01	4.09	4.97	5.81	6.54	7.13	7.55	1350
0.66	1.79	3.12	4.24	5.15	6.03	6.78	7.39	7.83	1400
0.68	1.85	3.23	4.40	5.33	6.24	7.03	7.66	8.11	1450
0.70	1.92	3.34	4.55	5.52	6.46	7.27	7.92	8.39	1500
0.73	1.98	3.45	4.70	5.70	6.67	7.51	8.18	8.67	1550
0.75	2.05	3.56	4.85	5.88	6.89	7.75	8.45	8.95	1600
0.77	2.11	3.67	5.00	6.07	7.10	8.00	8.71	9.23	1650
0.80	2.17	3.78	5.15	6.25	7.32	8.24	8.98	9.51	1700
0.82	2.24	3.90	5.30	6.44	7.53	8.48	9.24	9.79	1750
0.84	2.30	4.01	5.46	6.62	7.75	8.72	9.51	10.07	1800
0.87	2.36	4.12	5.61	6.80	7.96	8.97	9.77	10.35	1850
0.89	2.43	4.23	5.76	6.99	8.18	9.21	10.03	10.63	1900
0.92	2.49	4.34	5.91	7.17	8.39	9.45	10.30	10.91	1950
0.94	2.56	4.45	6.06	7.36	8.61	9.69	10.56	11.19	2000
0.99	2.68	4.67	6.37	7.72	9.04	10.18	11.09	11.75	2100
1.03	2.81	4.90	6.67	8.09	9.47	10.66	11.62	12.31	2200
1.08	2.94	5.12	6.97	8.46	9.90	11.15	12.15	12.87	2300
1.13	3.07	5.34	7.28	8.83	10.33	11.63	12.67	13.43	2400
1.17	3.20	5.57	7.58	9.19	10.76	12.12	13.20	13.99	2500
1.22	3.32	5.79	7.88	9.56	11.19	12.60	13.73	14.55	2600
1.27	3.45	6.01	8.18	9.93	11.62	13.08	14.26	15.11	2700
1.31	3.58	6.23	8.49	10.30	12.05	13.57	14.79	15.67	2800

A Basic Belt HP Ratings



V-BELT DRIVES

RPM of Faster Shaft	Sheave Pitch Diameter (in inches)													
	3.0	3.2	3.4	3.6	3.8	4.0	4.2	4.4	4.6	4.8	5.0	5.2	5.4	5.6
1160	1.29	1.55	1.81	2.06	2.32	2.57	2.82	3.06	3.31	3.55	3.80	4.04	4.28	4.51
1750	1.67	2.04	2.41	2.77	3.13	3.48	3.83	4.18	4.52	4.86	5.20	5.53	5.86	6.18
3500	2.24	2.87	3.48	4.08	4.66	5.22	5.77	6.30	6.82	7.32	7.80	8.26	8.71	9.13
50	0.11	0.13	0.14	0.16	0.17	0.19	0.20	0.21	0.23	0.24	0.26	0.27	0.29	0.30
100	0.20	0.23	0.26	0.28	0.31	0.34	0.37	0.39	0.42	0.45	0.48	0.50	0.53	0.56
500	0.71	0.83	0.95	1.07	1.20	1.31	1.43	1.55	1.67	1.79	1.90	2.02	2.14	2.25
600	0.81	0.96	1.10	1.24	1.38	1.52	1.66	1.80	1.94	2.08	2.22	2.35	2.49	2.63
700	0.91	1.08	1.24	1.40	1.57	1.73	1.89	2.05	2.21	2.36	2.52	2.68	2.83	2.99
800	1.00	1.19	1.37	1.56	1.74	1.92	2.10	2.28	2.46	2.64	2.81	2.99	3.16	3.34
900	1.09	1.29	1.50	1.70	1.91	2.11	2.31	2.51	2.71	2.90	3.10	3.29	3.49	3.68
1000	1.17	1.40	1.62	1.85	2.07	2.29	2.51	2.73	2.94	3.16	3.37	3.59	3.80	4.01
1100	1.25	1.50	1.74	1.98	2.23	2.47	2.70	2.94	3.17	3.41	3.64	3.87	4.10	4.33
1200	1.32	1.59	1.85	2.12	2.38	2.63	2.89	3.15	3.40	3.65	3.90	4.15	4.39	4.64
1300	1.39	1.68	1.96	2.24	2.52	2.80	3.07	3.35	3.62	3.89	4.15	4.42	4.68	4.94
1400	1.46	1.77	2.07	2.37	2.66	2.96	3.25	3.54	3.83	4.11	4.40	4.68	4.96	5.23
1500	1.53	1.85	2.17	2.49	2.80	3.11	3.42	3.73	4.03	4.34	4.63	4.93	5.22	5.52
1600	1.59	1.93	2.27	2.60	2.93	3.26	3.59	3.91	4.23	4.55	4.86	5.18	5.48	5.79
1700	1.65	2.01	2.36	2.71	3.06	3.41	3.75	4.09	4.43	4.76	5.09	5.41	5.74	6.05
1800	1.70	2.08	2.45	2.82	3.19	3.55	3.91	4.26	4.61	4.96	5.30	5.64	5.98	6.31
1900	1.75	2.15	2.54	2.93	3.31	3.69	4.06	4.43	4.79	5.16	5.51	5.87	6.21	6.56
2000	1.80	2.22	2.62	3.03	3.42	3.82	4.21	4.59	4.97	5.34	5.71	6.08	6.44	6.80
2100	1.85	2.28	2.70	3.12	3.53	3.94	4.35	4.74	5.14	5.53	5.91	6.29	6.66	7.03
2200	1.90	2.34	2.78	3.21	3.64	4.07	4.48	4.89	5.30	5.70	6.10	6.48	6.87	7.24
2300	1.94	2.40	2.85	3.30	3.75	4.18	4.61	5.04	5.46	5.87	6.27	6.67	7.07	7.45
2400	1.98	2.45	2.92	3.39	3.85	4.30	4.74	5.18	5.61	6.03	6.45	6.86	7.26	7.65
2600	2.05	2.56	3.06	3.55	4.03	4.51	4.98	5.44	5.89	6.33	6.77	7.19	7.61	8.02
2800	2.11	2.65	3.17	3.69	4.20	4.70	5.19	5.67	6.14	6.60	7.06	7.50	7.93	8.35
3000	2.16	2.72	3.28	3.82	4.35	4.87	5.39	5.88	6.37	6.85	7.31	7.76	8.20	8.63
3200	2.20	2.79	3.37	3.93	4.49	5.03	5.56	6.07	6.57	7.06	7.53	7.99	8.44	8.87
3400	2.23	2.84	3.45	4.03	4.60	5.16	5.71	6.23	6.75	7.24	7.72	8.18	8.63	9.06
3600	2.25	2.89	3.51	4.11	4.70	5.28	5.83	6.37	6.89	7.39	7.87	8.33	8.78	9.20
3800	2.26	2.92	3.56	4.18	4.78	5.37	5.93	6.48	7.00	7.50	7.98	8.44	8.88	9.29
4000	2.25	2.93	3.59	4.23	4.84	5.44	6.01	6.56	7.08	7.58	8.06	8.51	8.93	9.32
4200	2.24	2.94	3.61	4.26	4.89	5.49	6.06	6.61	7.13	7.63	8.09	8.52	8.93	9.30
4400	2.22	2.93	3.61	4.27	4.91	5.51	6.09	6.63	7.15	7.63	8.08	8.50	8.88	9.22
4600	2.18	2.91	3.60	4.27	4.91	5.51	6.08	6.62	7.13	7.60	8.03	8.42	8.77	9.09
4800	2.13	2.87	3.57	4.25	4.88	5.49	6.05	6.58	7.07	7.52	7.93	8.29	8.61	8.89
5000	2.07	2.82	3.53	4.20	4.84	5.44	5.99	6.51	6.98	7.40	7.78	8.11	8.39	8.62

RIM SPEEDS EXCEED 6500 FEET PER MINUTE.



Basic Belt HP Ratings **A**

Sheave Pitch Diameter (in inches)						"Add-On" HP for Speed Ratio									RPM of Faster Shaft
5.8	6.0	6.2	6.4	6.6	7.0	1.02- 1.04	1.05- 1.08	1.09- 1.12	1.13- 1.18	1.19- 1.24	1.25- 1.34	1.35- 1.51	1.52- 1.99	2.00 & Up	
4.75	4.99	5.22	5.45	5.68	6.13	0.03	0.07	0.11	0.14	0.18	0.21	0.24	0.27	0.30	1160
6.51	6.83	7.14	7.45	7.76	8.36	0.04	0.10	0.16	0.21	0.27	0.32	0.37	0.41	0.46	1750
9.54	9.92	10.29	10.63	10.95	11.53	0.09	0.20	0.33	0.43	0.55	0.63	0.73	0.83	0.92	3500
0.32	0.33	0.34	0.36	0.37	0.40	0.00	0.00	0.00	0.01	0.01	0.01	0.01	0.01	0.01	50
0.58	0.61	0.64	0.66	0.69	0.74	0.00	0.01	0.01	0.01	0.02	0.02	0.02	0.02	0.03	100
2.37	2.48	2.59	2.71	2.82	3.04	0.01	0.03	0.05	0.06	0.08	0.09	0.10	0.12	0.13	500
2.76	2.89	3.03	3.16	3.29	3.56	0.01	0.03	0.06	0.07	0.09	0.11	0.13	0.14	0.16	600
3.14	3.29	3.45	3.60	3.75	4.05	0.02	0.04	0.07	0.09	0.11	0.13	0.15	0.17	0.18	700
3.51	3.68	3.85	4.02	4.19	4.53	0.02	0.05	0.07	0.10	0.13	0.15	0.17	0.19	0.21	800
3.87	4.06	4.25	4.44	4.62	5.00	0.02	0.05	0.08	0.11	0.14	0.16	0.19	0.21	0.24	900
4.22	4.42	4.63	4.84	5.04	5.44	0.02	0.06	0.09	0.12	0.16	0.18	0.21	0.24	0.26	1000
4.55	4.78	5.00	5.22	5.44	5.88	0.03	0.06	0.10	0.14	0.17	0.20	0.23	0.26	0.29	1100
4.88	5.12	5.36	5.60	5.83	6.30	0.03	0.07	0.11	0.15	0.19	0.22	0.25	0.28	0.31	1200
5.20	5.45	5.71	5.96	6.21	6.71	0.03	0.07	0.12	0.16	0.20	0.24	0.27	0.31	0.34	1300
5.51	5.78	6.05	6.31	6.58	7.10	0.03	0.08	0.13	0.17	0.22	0.25	0.29	0.33	0.37	1400
5.80	6.09	6.37	6.65	6.93	7.48	0.04	0.09	0.14	0.18	0.23	0.27	0.31	0.35	0.39	1500
6.09	6.39	6.69	6.98	7.27	7.84	0.04	0.09	0.15	0.20	0.25	0.29	0.34	0.38	0.42	1600
6.37	6.68	6.99	7.30	7.60	8.19	0.04	0.10	0.16	0.21	0.27	0.31	0.36	0.40	0.44	1700
6.64	6.96	7.29	7.60	7.91	8.53	0.04	0.10	0.17	0.22	0.28	0.33	0.38	0.43	0.47	1800
6.90	7.23	7.57	7.89	8.22	8.85	0.05	0.11	0.18	0.23	0.30	0.34	0.40	0.45	0.50	1900
7.15	7.49	7.84	8.17	8.50	9.15	0.05	0.12	0.19	0.25	0.31	0.36	0.42	0.47	0.52	2000
7.39	7.74	8.09	8.44	8.78	9.44	0.05	0.12	0.20	0.26	0.33	0.38	0.44	0.50	0.55	2100
7.62	7.98	8.34	8.69	9.04	9.71	0.05	0.13	0.21	0.27	0.34	0.40	0.46	0.52	0.58	2200
7.83	8.21	8.57	8.93	9.28	9.96	0.06	0.13	0.22	0.28	0.36	0.42	0.48	0.54	0.60	2300
8.04	8.42	8.79	9.16	9.51	10.20	0.06	0.14	0.22	0.29	0.38	0.44	0.50	0.57	0.63	2400
8.42	8.81	9.19	9.57	9.93	10.62	0.06	0.15	0.24	0.32	0.41	0.47	0.54	0.61	0.68	2600
8.76	9.15	9.54	9.91	10.28	10.97	0.07	0.16	0.26	0.34	0.44	0.51	0.59	0.66	0.73	2800
9.04	9.44	9.83	10.20	10.56	11.23	0.07	0.17	0.28	0.37	0.47	0.54	0.63	0.71	0.78	3000
9.28	9.68	10.06	10.43	10.77	11.42	0.08	0.18	0.30	0.39	0.50	0.58	0.67	0.76	0.84	3200
9.47	9.86	10.23	10.58	10.91	11.51	0.08	0.20	0.32	0.42	0.53	0.62	0.71	0.80	0.89	3400
9.60	9.98	10.33	10.66	10.97	11.52	0.09	0.21	0.34	0.44	0.56	0.65	0.75	0.85	0.94	3600
9.67	10.03	10.37	10.67	10.96	11.43	0.09	0.22	0.36	0.47	0.59	0.69	0.80	0.90	0.99	3800
9.69	10.02	10.33	10.61	10.85	11.24	0.10	0.23	0.37	0.49	0.63	0.73	0.84	0.94	1.05	4000
9.64	9.95	10.22	10.46	10.66	10.95	0.10	0.24	0.39	0.52	0.66	0.76	0.88	0.99	1.10	4200
9.53	9.80	10.04	10.23	10.38	10.55	0.11	0.25	0.41	0.54	0.69	0.80	0.92	1.04	1.15	4400
9.36	9.59	9.77	9.91	10.00	10.04	0.11	0.26	0.43	0.57	0.72	0.83	0.96	1.09	1.20	4600
9.11	9.29	9.42	9.50	9.52	9.41	0.12	0.28	0.45	0.59	0.75	0.87	1.01	1.13	1.25	4800
8.80	8.92	8.99	8.99	8.94	8.65	0.12	0.29	0.47	0.61	0.78	0.91	1.05	1.18	1.31	5000

V-BELT DRIVES

Call *Martin* for your made-to-order and large quantity requirements.

AX Basic Belt HP Ratings

V-BELT DRIVES

RPM of Faster Shaft	Sheave Pitch Diameter (in inches)													
	3.0	3.2	3.4	3.6	3.8	4.0	4.2	4.4	4.6	4.8	5.0	5.2	5.4	5.6
1160	1.57	1.83	2.09	2.34	2.60	2.85	3.10	3.35	3.60	3.84	4.09	4.33	4.57	4.81
1750	2.10	2.47	2.84	3.21	3.57	3.92	4.28	4.63	4.98	5.33	5.67	6.01	6.34	6.68
3500	3.17	3.82	4.45	5.07	5.68	6.27	6.86	7.43	7.98	8.52	9.05	9.56	10.06	10.54
50	0.12	0.14	0.15	0.17	0.18	0.20	0.21	0.23	0.24	0.25	0.27	0.28	0.30	0.31
100	0.22	0.25	0.28	0.31	0.33	0.36	0.39	0.42	0.44	0.47	0.50	0.52	0.55	0.58
600	0.95	1.10	1.24	1.38	1.52	1.67	1.81	1.94	2.08	2.22	2.36	2.50	2.63	2.77
700	1.07	1.24	1.40	1.57	1.73	1.89	2.05	2.21	2.37	2.53	2.69	2.84	3.00	3.16
800	1.19	1.38	1.56	1.75	1.93	2.11	2.29	2.47	2.65	2.83	3.01	3.18	3.36	3.53
900	1.30	1.51	1.71	1.92	2.12	2.32	2.52	2.72	2.92	3.12	3.32	3.51	3.71	3.90
1000	1.41	1.63	1.86	2.09	2.31	2.53	2.75	2.97	3.19	3.40	3.62	3.83	4.05	4.26
1100	1.51	1.76	2.00	2.25	2.49	2.73	2.97	3.21	3.45	3.68	3.91	4.15	4.38	4.61
1200	1.61	1.88	2.14	2.41	2.67	2.93	3.19	3.44	3.70	3.95	4.20	4.45	4.70	4.95
1300	1.71	1.99	2.28	2.56	2.84	3.12	3.40	3.67	3.94	4.21	4.48	4.75	5.02	5.28
1400	1.80	2.11	2.41	2.71	3.01	3.31	3.60	3.89	4.18	4.47	4.76	5.04	5.32	5.60
1500	1.89	2.21	2.54	2.86	3.17	3.49	3.80	4.11	4.42	4.72	5.03	5.33	5.62	5.92
1600	1.98	2.32	2.66	3.00	3.33	3.67	4.00	4.32	4.65	4.97	5.29	5.60	5.92	6.23
1700	2.06	2.42	2.78	3.14	3.49	3.84	4.19	4.53	4.87	5.21	5.54	5.87	6.20	6.53
1800	2.14	2.52	2.90	3.27	3.64	4.01	4.37	4.73	5.09	5.44	5.79	6.14	6.48	6.82
1900	2.22	2.62	3.01	3.40	3.79	4.17	4.55	4.93	5.30	5.67	6.03	6.40	6.75	7.11
2000	2.30	2.71	3.13	3.53	3.94	4.34	4.73	5.12	5.51	5.89	6.27	6.65	7.02	7.39
2100	2.37	2.81	3.23	3.66	4.08	4.49	4.90	5.31	5.71	6.11	6.50	6.89	7.28	7.66
2200	2.44	2.89	3.34	3.78	4.22	4.65	5.07	5.49	5.91	6.32	6.73	7.13	7.53	7.92
2300	2.51	2.98	3.44	3.90	4.35	4.80	5.24	5.67	6.10	6.53	6.94	7.36	7.77	8.17
2400	2.58	3.06	3.54	4.01	4.48	4.94	5.40	5.84	6.29	6.73	7.16	7.58	8.00	8.42
2600	2.71	3.22	3.73	4.24	4.73	5.22	5.70	6.18	6.65	7.11	7.56	8.01	8.45	8.88
2800	2.83	3.37	3.91	4.44	4.97	5.48	5.99	6.49	6.98	7.46	7.94	8.41	8.87	9.32
3000	2.94	3.51	4.08	4.64	5.19	5.73	6.26	6.78	7.30	7.80	8.29	8.78	9.25	9.71
3200	3.04	3.64	4.24	4.82	5.40	5.96	6.51	7.06	7.59	8.11	8.62	9.11	9.60	10.07
3400	3.13	3.76	4.38	4.99	5.59	6.17	6.75	7.31	7.86	8.39	8.91	9.42	9.91	10.40
3600	3.21	3.87	4.52	5.15	5.77	6.37	6.96	7.54	8.10	8.65	9.18	9.70	10.20	10.68
3800	3.29	3.97	4.64	5.29	5.93	6.55	7.16	7.75	8.32	8.88	9.42	9.94	10.44	10.92
4000	3.35	4.06	4.75	5.42	6.08	6.71	7.33	7.93	8.52	9.08	9.62	10.14	10.64	11.12
4200	3.41	4.13	4.84	5.53	6.21	6.86	7.49	8.10	8.69	9.25	9.79	10.31	10.81	11.28
4400	3.45	4.20	4.93	5.64	6.32	6.98	7.62	8.24	8.83	9.39	9.93	10.45	10.93	11.39
4600	3.49	4.26	5.00	5.72	6.42	7.09	7.73	8.35	8.94	9.51	10.04	10.54	11.02	11.46
4800	3.52	4.30	5.06	5.79	6.50	7.18	7.82	8.44	9.03	9.59	10.11	10.60	11.06	11.48
5000	3.53	4.33	5.11	5.85	6.56	7.24	7.89	8.51	9.09	9.63	10.14	10.62	11.05	11.44

RIM SPEEDS EXCEED 6500 FEET PER MINUTE.



Basic Belt HP Ratings **AX**

Sheave Pitch Diameter (in inches)						"Add-On" HP for Speed Ratio										RPM of Faster Shaft
5.8	6.0	6.2	6.4	6.6	7.0	1.02- 1.04	1.05- 1.08	1.09- 1.12	1.13- 1.18	1.19- 1.24	1.25- 1.34	1.35- 1.51	1.52- 1.99	2.00 & Up		
5.05	5.29	5.52	5.76	5.99	6.45	0.03	0.06	0.10	0.13	0.16	0.19	0.22	0.25	0.28	1160	
7.01	7.34	7.66	7.98	8.30	8.93	0.04	0.09	0.15	0.20	0.25	0.29	0.33	0.38	0.42	1750	
11.01	11.46	11.89	12.31	12.71	13.46	0.08	0.18	0.30	0.39	0.50	0.58	0.67	0.75	0.83	3500	
0.33	0.34	0.35	0.37	0.38	0.41	0.00	0.00	0.00	0.01	0.01	0.01	0.01	0.01	0.01	50	
0.61	0.63	0.66	0.69	0.71	0.76	0.00	0.01	0.01	0.01	0.01	0.02	0.02	0.02	0.02	100	
2.90	3.04	3.17	3.30	3.44	3.70	0.01	0.03	0.05	0.07	0.09	0.10	0.11	0.13	0.14	600	
3.31	3.46	3.62	3.77	3.92	4.23	0.02	0.04	0.06	0.08	0.10	0.12	0.13	0.15	0.17	700	
3.71	3.88	4.05	4.22	4.39	4.73	0.02	0.04	0.07	0.09	0.11	0.13	0.15	0.17	0.19	800	
4.09	4.28	4.47	4.66	4.85	5.23	0.02	0.05	0.08	0.10	0.13	0.15	0.17	0.19	0.21	900	
4.47	4.68	4.89	5.09	5.30	5.71	0.02	0.05	0.09	0.11	0.14	0.16	0.19	0.21	0.24	1000	
4.83	5.06	5.29	5.51	5.73	6.18	0.02	0.06	0.09	0.12	0.16	0.18	0.21	0.24	0.26	1100	
5.19	5.44	5.68	5.92	6.16	6.63	0.03	0.06	0.10	0.13	0.17	0.20	0.23	0.26	0.28	1200	
5.54	5.80	6.06	6.32	6.57	7.08	0.03	0.07	0.11	0.15	0.18	0.21	0.25	0.28	0.31	1300	
5.88	6.16	6.43	6.70	6.97	7.51	0.03	0.07	0.12	0.16	0.20	0.23	0.27	0.30	0.33	1400	
6.21	6.51	6.79	7.08	7.37	7.93	0.03	0.08	0.13	0.17	0.21	0.25	0.29	0.32	0.36	1500	
6.54	6.84	7.15	7.45	7.75	8.34	0.04	0.08	0.14	0.18	0.23	0.26	0.30	0.34	0.38	1600	
6.85	7.17	7.49	7.81	8.12	8.73	0.04	0.09	0.14	0.19	0.24	0.28	0.32	0.36	0.40	1700	
7.16	7.49	7.83	8.15	8.48	9.12	0.04	0.09	0.15	0.20	0.26	0.30	0.34	0.39	0.43	1800	
7.46	7.81	8.15	8.49	8.83	9.49	0.04	0.10	0.16	0.21	0.27	0.31	0.36	0.41	0.45	1900	
7.75	8.11	8.46	8.82	9.16	9.84	0.05	0.10	0.17	0.22	0.28	0.33	0.38	0.43	0.47	2000	
8.03	8.40	8.77	9.13	9.49	10.19	0.05	0.11	0.18	0.23	0.30	0.35	0.40	0.45	0.50	2100	
8.30	8.69	9.06	9.43	9.80	10.52	0.05	0.11	0.19	0.25	0.31	0.36	0.42	0.47	0.52	2200	
8.57	8.96	9.35	9.73	10.10	10.84	0.05	0.12	0.20	0.26	0.33	0.38	0.44	0.49	0.55	2300	
8.82	9.23	9.62	10.01	10.39	11.14	0.05	0.13	0.20	0.27	0.34	0.40	0.46	0.51	0.57	2400	
9.31	9.73	10.14	10.54	10.94	11.70	0.06	0.14	0.22	0.29	0.37	0.43	0.49	0.56	0.62	2600	
9.76	10.19	10.61	11.02	11.43	12.21	0.06	0.15	0.24	0.31	0.40	0.46	0.53	0.60	0.66	2800	
10.16	10.61	11.04	11.46	11.87	12.65	0.07	0.16	0.26	0.33	0.43	0.49	0.57	0.64	0.71	3000	
10.53	10.98	11.42	11.84	12.25	13.03	0.07	0.17	0.27	0.36	0.46	0.53	0.61	0.69	0.76	3200	
10.86	11.31	11.75	12.17	12.57	13.33	0.08	0.18	0.29	0.38	0.48	0.56	0.65	0.73	0.81	3400	
11.15	11.60	12.03	12.44	12.84	13.57	0.08	0.19	0.31	0.40	0.51	0.59	0.69	0.77	0.85	3600	
11.39	11.83	12.25	12.66	13.04	13.74	0.09	0.20	0.32	0.42	0.54	0.63	0.72	0.81	0.90	3800	
11.58	12.01	12.42	12.81	13.17	13.82	0.09	0.21	0.34	0.45	0.57	0.66	0.76	0.86	0.95	4000	
11.73	12.15	12.54	12.90	13.24	13.83	0.09	0.22	0.36	0.47	0.60	0.69	0.80	0.90	1.00	4200	
11.82	12.22	12.59	12.93	13.24	13.75	0.10	0.23	0.37	0.49	0.63	0.72	0.84	0.94	1.04	4400	
11.87	12.24	12.58	12.89	13.16	13.58	0.10	0.24	0.39	0.51	0.65	0.76	0.88	0.99	1.09	4600	
11.86	12.20	12.51	12.78	13.00	13.33	0.11	0.25	0.41	0.54	0.68	0.79	0.91	1.03	1.14	4800	
11.80	12.11	12.37	12.59	12.77	12.98	0.11	0.26	0.43	0.56	0.71	0.82	0.95	1.07	1.19	5000	

V-BELT DRIVES

B Basic Belt HP Ratings

V-BELT DRIVES

RPM of Faster Shaft	Sheave Pitch Diameter (in inches)															
	3.4	3.6	3.8	4.0	4.2	4.4	4.6	4.8	5.0	5.2	5.4	5.6	5.8	6.0	6.2	6.4
870	0.87	1.18	1.50	1.81	2.12	2.43	2.73	3.04	3.34	3.64	3.94	4.24	4.54	4.83	5.13	5.42
1160	0.94	1.34	1.75	2.15	2.55	2.94	3.33	3.72	4.11	4.50	4.88	5.26	5.64	6.01	6.38	6.75
1750	0.91	1.49	2.06	2.62	3.18	3.74	4.29	4.83	5.37	5.90	6.43	6.95	7.46	7.97	8.47	8.97
3500	0.0	0.67	1.59	2.50	3.37	4.22	5.04	5.84	6.60	7.34	8.04	8.72	9.36	9.96	10.54	11.08
400	0.60	0.75	0.91	1.07	1.22	1.38	1.53	1.68	1.83	1.99	2.14	2.29	2.44	2.59	2.74	2.88
500	0.67	0.87	1.06	1.25	1.44	1.63	1.82	2.00	2.19	2.37	2.56	2.74	2.93	3.11	3.29	3.47
600	0.74	0.97	1.19	1.42	1.64	1.86	2.08	2.30	2.52	2.74	2.96	3.17	3.39	3.60	3.82	4.03
700	0.80	1.06	1.32	1.57	1.83	2.08	2.34	2.59	2.84	3.09	3.34	3.58	3.83	4.08	4.32	4.56
800	0.84	1.13	1.43	1.72	2.00	2.29	2.58	2.86	3.14	3.42	3.70	3.98	4.25	4.53	4.80	5.07
900	0.88	1.20	1.53	1.85	2.17	2.49	2.80	3.12	3.43	3.74	4.05	4.35	4.66	4.96	5.27	5.57
1000	0.91	1.26	1.62	1.97	2.32	2.67	3.02	3.36	3.70	4.04	4.38	4.71	5.05	5.38	5.71	6.04
1100	0.93	1.32	1.70	2.08	2.46	2.84	3.22	3.59	3.96	4.33	4.70	5.06	5.42	5.78	6.14	6.49
1200	0.94	1.36	1.78	2.19	2.60	3.01	3.41	3.81	4.21	4.61	5.00	5.39	5.78	6.16	6.54	6.92
1300	0.95	1.40	1.84	2.29	2.72	3.16	3.59	4.02	4.45	4.87	5.29	5.70	6.12	6.53	6.93	7.34
1400	0.95	1.43	1.90	2.37	2.84	3.30	3.76	4.22	4.67	5.12	5.56	6.01	6.44	6.88	7.31	7.73
1500	0.95	1.45	1.96	2.46	2.95	3.44	3.93	4.41	4.89	5.36	5.83	6.29	6.75	7.21	7.66	8.11
1600	0.94	1.47	2.00	2.53	3.05	3.57	4.08	4.58	5.09	5.58	6.08	6.57	7.05	7.53	8.00	8.47
1700	0.92	1.48	2.04	2.59	3.14	3.68	4.22	4.75	5.28	5.80	6.31	6.82	7.33	7.83	8.32	8.81
1800	0.90	1.49	2.07	2.65	3.23	3.79	4.35	4.91	5.46	6.00	6.54	7.07	7.59	8.11	8.62	9.13
1900	0.87	1.49	2.10	2.70	3.30	3.89	4.48	5.05	5.62	6.19	6.75	7.30	7.84	8.38	8.91	9.43
2000	0.84	1.48	2.12	2.75	3.37	3.98	4.59	5.19	5.78	6.36	6.94	7.51	8.07	8.62	9.17	9.71
2100	0.80	1.47	2.13	2.78	3.43	4.06	4.69	5.31	5.92	6.53	7.12	7.71	8.29	8.85	9.41	9.96
2200	0.76	1.45	2.14	2.81	3.48	4.14	4.79	5.43	6.06	6.68	7.29	7.89	8.48	9.07	9.64	10.20
2300	0.71	1.43	2.14	2.83	3.52	4.20	4.87	5.53	6.18	6.81	7.44	8.06	8.66	9.26	9.84	10.42
2400	0.66	1.40	2.13	2.85	3.56	4.26	4.94	5.62	6.28	6.94	7.58	8.21	8.83	9.43	10.03	10.61
2600	0.54	1.32	2.09	2.86	3.60	4.34	5.06	5.77	6.46	7.14	7.81	8.46	9.10	9.72	10.33	10.92
2800	0.39	1.22	2.03	2.83	3.61	4.38	5.13	5.87	6.59	7.29	7.98	8.65	9.30	9.93	10.55	11.14
3000	0.23	1.09	1.94	2.78	3.59	4.39	5.17	5.92	6.66	7.38	8.08	8.76	9.42	10.05	10.67	11.26
3200	0.04	0.94	1.83	2.69	3.53	4.35	5.15	5.93	6.68	7.41	8.12	8.80	9.46	10.09	10.69	11.27
3400	0.0	0.76	1.68	2.57	3.44	4.28	5.09	5.88	6.64	7.38	8.09	8.76	9.41	10.03	10.62	11.17
3600	0.0	0.56	1.50	2.42	3.30	4.16	4.98	5.78	6.55	7.28	7.98	8.65	9.28	9.87	10.43	10.96
3800	0.0	0.33	1.30	2.23	3.13	3.99	4.83	5.62	6.39	7.11	7.80	8.44	9.05	9.62	10.14	10.62
4000	0.0	0.08	1.06	2.00	2.91	3.79	4.62	5.41	6.16	6.87	7.54	8.15	8.73	9.25	9.73	10.16
4200	0.0	0.0	0.79	1.74	2.66	3.53	4.36	5.14	5.87	6.56	7.19	7.77	8.30	8.78	9.20	9.56
4400	0.0	0.0	0.49	1.45	2.36	3.23	4.04	4.80	5.51	6.17	6.76	7.30	7.78	8.19	8.54	8.83
4600	0.0	0.0	0.15	1.11	2.02	2.87	3.67	4.40	5.08	5.69	6.24	6.73	7.14	7.48	7.76	7.95
4800	0.0	0.0	0.0	0.73	1.63	2.46	3.23	3.94	4.58	5.14	5.63	6.05	6.39	6.65	6.83	6.93
5000	0.0	0.0	0.0	0.31	1.19	2.00	2.74	3.41	3.99	4.50	4.93	5.27	5.53	5.69	5.77	5.75

RIM SPEEDS EXCEED 6500 FEET PER MINUTE.



Basic Belt HP Ratings **B**

Sheave Pitch Diameter (in inches)							"Add-On" HP for Speed Ratio									RPM of Faster Shaft
6.6	6.8	7.0	7.4	8.0	8.6	9.4	1.02- 1.04	1.05- 1.08	1.09- 1.12	1.13- 1.18	1.19- 1.24	1.25- 1.34	1.35- 1.51	1.52- 1.99	2.00 & Up	
5.71	6.00	6.29	6.86	7.71	8.54	9.63	0.05	0.11	0.18	0.24	0.30	0.35	0.41	0.46	0.51	870
7.12	7.48	7.85	8.56	9.62	10.66	12.00	0.06	0.15	0.24	0.32	0.41	0.47	0.54	0.61	0.68	1160
9.46	9.95	10.43	11.37	12.73	14.03	15.68	0.10	0.22	0.37	0.48	0.61	0.71	0.82	0.92	1.02	1750
11.58	12.05	12.48	13.23	14.04	14.48	14.42	0.19	0.45	0.73	0.96	1.22	1.42	1.64	1.84	2.04	3500
3.03	3.18	3.33	3.62	4.05	4.49	5.06	0.02	0.05	0.08	0.11	0.14	0.16	0.19	0.21	0.23	400
3.65	3.83	4.01	4.37	4.89	5.42	6.11	0.03	0.06	0.10	0.14	0.17	0.20	0.23	0.26	0.29	500
4.24	4.45	4.66	5.08	5.70	6.31	7.12	0.03	0.08	0.13	0.16	0.21	0.24	0.28	0.32	0.35	600
4.80	5.04	5.28	5.76	6.47	7.17	8.09	0.04	0.09	0.15	0.19	0.24	0.28	0.33	0.37	0.41	700
5.35	5.62	5.88	6.42	7.21	7.99	9.01	0.04	0.10	0.17	0.22	0.28	0.32	0.37	0.42	0.47	800
5.87	6.16	6.46	7.05	7.92	8.77	9.89	0.05	0.12	0.19	0.25	0.31	0.36	0.42	0.47	0.53	900
6.36	6.69	7.01	7.65	8.60	9.52	10.74	0.06	0.13	0.21	0.27	0.35	0.40	0.47	0.53	0.58	1000
6.84	7.19	7.54	8.23	9.25	10.24	11.54	0.06	0.14	0.23	0.30	0.38	0.45	0.51	0.58	0.64	1100
7.30	7.68	8.05	8.78	9.87	10.93	12.30	0.07	0.15	0.25	0.33	0.42	0.49	0.56	0.63	0.70	1200
7.74	8.14	8.53	9.31	10.46	11.57	13.02	0.07	0.17	0.27	0.36	0.45	0.53	0.61	0.69	0.76	1300
8.16	8.58	8.99	9.81	11.02	12.19	13.69	0.08	0.18	0.29	0.38	0.49	0.57	0.65	0.74	0.82	1400
8.56	9.00	9.43	10.29	11.55	12.76	14.32	0.08	0.19	0.31	0.41	0.52	0.61	0.70	0.79	0.88	1500
8.93	9.39	9.85	10.74	12.05	13.30	14.90	0.09	0.21	0.33	0.44	0.56	0.65	0.75	0.84	0.93	1600
9.29	9.77	10.24	11.17	12.51	13.80	15.43	0.09	0.22	0.36	0.47	0.59	0.69	0.80	0.90	0.99	1700
9.63	10.12	10.61	11.56	12.94	14.26	15.91	0.10	0.23	0.38	0.49	0.63	0.73	0.84	0.95	1.05	1800
9.94	10.45	10.95	11.93	13.34	14.68	16.34	0.11	0.24	0.40	0.52	0.66	0.77	0.89	1.00	1.11	1900
10.24	10.76	11.27	12.27	13.70	15.05	16.72	0.11	0.26	0.42	0.55	0.70	0.81	0.94	1.05	1.17	2000
10.51	11.04	11.56	12.58	14.03	15.38	17.03	0.12	0.27	0.44	0.58	0.73	0.85	0.98	1.11	1.23	2100
10.75	11.29	11.82	12.85	14.31	15.66	17.29	0.12	0.28	0.46	0.60	0.77	0.89	1.03	1.16	1.28	2200
10.98	11.52	12.06	13.10	14.56	15.90	17.49	0.13	0.30	0.48	0.63	0.80	0.93	1.08	1.21	1.34	2300
11.17	11.73	12.27	13.31	14.77	16.09	17.63	0.13	0.31	0.50	0.66	0.84	0.97	1.12	1.27	1.40	2400
11.50	12.06	12.60	13.64	15.06	16.31	17.71	0.14	0.33	0.54	0.71	0.91	1.05	1.22	1.37	1.52	2600
11.72	12.27	12.81	13.82	15.17	16.32	17.51	0.16	0.36	0.59	0.77	0.98	1.13	1.31	1.48	1.63	2800
11.83	12.37	12.89	13.85	15.10	16.10	17.03	0.17	0.39	0.63	0.82	1.05	1.21	1.40	1.58	1.75	3000
11.82	12.34	12.83	13.73	14.83	15.64	16.23	0.18	0.41	0.67	0.88	1.12	1.30	1.50	1.69	1.87	3200
11.69	12.18	12.64	13.44	14.36	14.93	15.11	0.19	0.44	0.71	0.93	1.19	1.38	1.59	1.79	1.98	3400
11.44	11.88	12.29	12.97	13.67	13.95	13.64	0.20	0.46	0.75	0.99	1.26	1.46	1.68	1.90	2.10	3600
11.05	11.44	11.79	12.32	12.75	12.70	11.81	0.21	0.49	0.79	1.04	1.33	1.54	1.78	2.00	2.22	3800
10.53	10.85	11.12	11.49	11.60	11.14	9.60	0.22	0.51	0.84	1.10	1.40	1.62	1.87	2.11	2.33	4000
9.86	10.10	10.28	10.45	10.19	9.28	—	0.23	0.54	0.88	1.15	1.47	1.70	1.96	2.21	2.45	4200
9.05	9.19	9.27	9.20	8.52	7.10	—	0.24	0.56	0.92	1.21	1.54	1.78	2.06	2.32	2.57	4400
8.07	8.11	8.07	7.74	6.58	—	—	0.26	0.59	0.96	1.26	1.61	1.86	2.15	2.42	2.68	4600
6.93	6.85	6.68	6.05	—	—	—	0.27	0.62	1.00	1.32	1.68	1.94	2.25	2.53	2.80	4800
5.63	5.41	5.09	4.13	—	—	—	0.28	0.64	1.05	1.37	1.75	2.02	2.34	2.64	2.92	5000

V-BELT DRIVES

Call *Martin* for your made-to-order and large quantity requirements.

BX Basic Belt HP Ratings

V-BELT DRIVES

RPM of Faster Shaft	Sheave Outside Diameter (in inches)															
	3.4	3.6	3.8	4.0	4.2	4.4	4.6	4.8	5.0	5.2	5.4	5.6	5.8	6.0	6.2	6.4
870	1.64	1.97	2.29	2.61	2.93	3.24	3.56	3.87	4.18	4.49	4.80	5.11	5.42	5.72	6.03	6.33
1160	2.00	2.42	2.83	3.25	3.66	4.06	4.47	4.88	5.28	5.68	6.07	6.47	6.86	7.25	7.64	8.03
1750	2.57	3.17	3.77	4.36	4.95	5.53	6.10	6.67	7.24	7.80	8.36	8.91	9.46	10.00	10.54	11.07
3500	3.34	4.38	5.39	6.38	7.35	8.30	9.22	10.12	11.00	11.86	12.69	13.49	14.27	15.03	15.75	16.45
400	0.93	1.09	1.25	1.40	1.56	1.72	1.87	2.03	2.18	2.34	2.49	2.65	2.80	2.95	3.10	3.25
500	1.10	1.29	1.49	1.68	1.88	2.07	2.26	2.45	2.64	2.83	3.02	3.20	3.39	3.58	3.76	3.95
600	1.26	1.49	1.72	1.95	2.17	2.40	2.63	2.85	3.08	3.30	3.52	3.74	3.96	4.18	4.40	4.62
700	1.41	1.67	1.94	2.20	2.46	2.72	2.98	3.24	3.50	3.75	4.01	4.26	4.52	4.77	5.02	5.27
800	1.55	1.85	2.15	2.44	2.74	3.03	3.32	3.62	3.91	4.19	4.48	4.77	5.05	5.34	5.62	5.90
900	1.68	2.02	2.35	2.68	3.00	3.33	3.66	3.98	4.30	4.62	4.94	5.26	5.57	5.89	6.20	6.51
1000	1.81	2.17	2.54	2.90	3.26	3.62	3.98	4.33	4.69	5.04	5.39	5.73	6.08	6.42	6.77	7.11
1100	1.93	2.33	2.72	3.12	3.51	3.90	4.29	4.67	5.06	5.44	5.82	6.20	6.57	6.95	7.32	7.69
1200	2.04	2.47	2.90	3.33	3.75	4.17	4.59	5.01	5.42	5.83	6.24	6.65	7.05	7.46	7.86	8.25
1300	2.15	2.61	3.07	3.53	3.98	4.44	4.88	5.33	5.77	6.21	6.65	7.09	7.52	7.95	8.38	8.80
1400	2.25	2.75	3.24	3.73	4.21	4.69	5.17	5.64	6.12	6.59	7.05	7.51	7.97	8.43	8.88	9.33
1500	2.35	2.88	3.40	3.92	4.43	4.94	5.45	5.95	6.45	6.95	7.44	7.93	8.41	8.90	9.38	9.85
1600	2.44	3.00	3.55	4.10	4.64	5.18	5.71	6.25	6.77	7.30	7.82	8.33	8.84	9.35	9.85	10.35
1700	2.53	3.12	3.70	4.27	4.85	5.41	5.98	6.53	7.09	7.64	8.18	8.72	9.26	9.79	10.32	10.84
1800	2.62	3.23	3.84	4.44	5.04	5.64	6.23	6.81	7.39	7.97	8.53	9.10	9.66	10.21	10.76	11.31
1900	2.69	3.34	3.98	4.61	5.23	5.86	6.47	7.08	7.69	8.28	8.88	9.47	10.05	10.62	11.19	11.76
2000	2.77	3.44	4.11	4.77	5.42	6.07	6.71	7.34	7.97	8.59	9.21	9.82	10.42	11.02	11.61	12.19
2100	2.84	3.54	4.23	4.92	5.60	6.27	6.93	7.59	8.25	8.89	9.53	10.16	10.78	11.40	12.01	12.61
2200	2.90	3.63	4.35	5.06	5.77	6.46	7.15	7.84	8.51	9.18	9.84	10.49	11.13	11.77	12.39	13.01
2300	2.96	3.72	4.46	5.20	5.93	6.65	7.37	8.07	8.77	9.45	10.13	10.80	11.47	12.12	12.76	13.40
2400	3.02	3.80	4.57	5.33	6.09	6.83	7.57	8.30	9.01	9.72	10.42	11.11	11.79	12.45	13.11	13.76
2600	3.12	3.95	4.77	5.58	6.38	7.17	7.95	8.72	9.47	10.22	10.95	11.67	12.38	13.08	13.76	14.44
2800	3.20	4.08	4.95	5.80	6.65	7.48	8.30	9.10	9.89	10.67	11.43	12.18	12.92	13.64	14.34	15.03
3000	3.26	4.19	5.10	6.00	6.88	7.75	8.61	9.44	10.27	11.07	11.86	12.63	13.39	14.13	14.84	15.55
3200	3.31	4.28	5.23	6.17	7.09	8.00	8.88	9.75	10.60	11.42	12.23	13.02	13.79	14.54	15.27	15.97
3400	3.34	4.35	5.34	6.32	7.27	8.20	9.12	10.01	10.88	11.73	12.55	13.35	14.13	14.88	15.61	16.31
3600	3.34	4.40	5.43	6.43	7.42	8.38	9.31	10.23	11.11	11.97	12.81	13.62	14.40	15.15	15.87	16.56
3800	3.33	4.42	5.48	6.52	7.53	8.52	9.47	10.40	11.30	12.17	13.01	13.81	14.59	15.33	16.04	16.71
4000	3.30	4.43	5.52	6.58	7.61	8.62	9.59	10.53	11.43	12.30	13.14	13.94	14.70	15.43	16.11	16.75
4200	3.26	4.41	5.52	6.61	7.66	8.68	9.66	10.61	11.51	12.38	13.21	13.99	14.73	15.43	16.09	16.69
4400	3.19	4.36	5.50	6.61	7.68	8.70	9.69	10.63	11.54	12.39	13.20	13.97	14.68	15.35	15.96	16.53
4600	3.09	4.30	5.46	6.58	7.65	8.69	9.67	10.61	11.50	12.34	13.13	13.87	14.55	15.17	15.74	16.24
4800	2.98	4.20	5.38	6.51	7.59	8.63	9.61	10.54	11.41	12.23	12.99	13.68	14.32	14.89	15.40	15.84
5000	2.85	4.09	5.28	6.41	7.50	8.53	9.50	10.41	11.26	12.04	12.76	13.42	14.00	14.51	14.95	15.31

RIM SPEEDS EXCEED 6500 FEET PER MINUTE.



Basic Belt HP Ratings **BX**

Sheave Pitch Diameter (in inches)							"Add-On" HP for Speed Ratio									RPM of Faster Shaft
6.6	6.8	7.0	7.4	8.0	8.6	9.4	1.02- 1.04	1.05- 1.08	1.09- 1.12	1.13- 1.18	1.19- 1.24	1.25- 1.34	1.35- 1.51	1.52- 1.99	2.00 & Up	
6.63	6.93	7.23	7.83	8.71	9.58	10.73	0.04	0.10	0.16	0.20	0.26	0.30	0.35	0.39	0.44	870
8.41	8.80	9.18	9.93	11.05	12.15	13.58	0.06	0.13	0.21	0.27	0.35	0.40	0.47	0.52	0.58	1160
11.60	12.13	12.64	13.67	15.16	16.61	18.46	0.08	0.19	0.31	0.41	0.52	0.61	0.70	0.79	0.88	1750
17.12	17.76	18.37	19.49	20.94	22.09	23.10	1.17	0.39	0.63	0.82	1.05	1.22	1.41	1.58	1.75	3500
3.41	3.56	3.71	4.00	4.45	4.89	5.48	0.02	0.04	0.07	0.09	0.12	0.14	0.16	0.18	0.20	400
4.13	4.32	4.50	4.87	5.41	5.95	6.66	0.02	0.06	0.09	0.12	0.15	0.17	0.20	0.23	0.25	500
4.84	5.05	5.27	5.70	6.34	6.97	7.81	0.03	0.07	0.11	0.14	0.18	0.21	0.24	0.27	0.30	600
5.52	5.77	6.01	6.51	7.24	7.96	8.92	0.03	0.08	0.13	0.16	0.21	0.24	0.28	0.32	0.35	700
6.18	6.46	6.74	7.29	8.11	8.93	10.00	0.04	0.09	0.14	0.19	0.24	0.28	0.32	0.36	0.40	800
6.82	7.13	7.44	8.05	8.96	9.86	11.04	0.04	0.10	0.16	0.21	0.27	0.31	0.36	0.41	0.45	900
7.45	7.79	8.12	8.79	9.78	10.76	12.04	0.05	0.11	0.18	0.24	0.30	0.35	0.40	0.45	0.50	1000
8.06	8.42	8.79	9.51	10.58	11.64	13.02	0.05	0.12	0.20	0.26	0.33	0.38	0.44	0.50	0.55	1100
8.65	9.04	9.43	10.21	11.36	12.48	13.96	0.06	0.13	0.22	0.28	0.36	0.42	0.48	0.54	0.60	1200
9.22	9.64	10.06	10.89	12.11	13.30	14.86	0.06	0.14	0.23	0.31	0.39	0.45	0.52	0.59	0.65	1300
9.78	10.23	10.67	11.54	12.83	14.09	15.73	0.07	0.15	0.25	0.33	0.42	0.49	0.56	0.63	0.70	1400
10.32	10.79	11.26	12.18	13.53	14.85	16.55	0.07	0.17	0.27	0.35	0.45	0.52	0.60	0.68	0.75	1500
10.85	11.34	11.83	12.79	14.20	15.58	17.35	0.08	0.18	0.29	0.38	0.48	0.56	0.64	0.72	0.80	1600
11.36	11.87	12.38	13.38	14.85	16.27	18.10	0.08	0.19	0.30	0.40	0.51	0.59	0.68	0.77	0.85	1700
11.85	12.38	12.91	13.95	15.47	16.93	18.81	0.09	0.20	0.32	0.42	0.54	0.63	0.72	0.81	0.90	1800
12.32	12.87	13.42	14.49	16.06	17.56	19.48	0.09	0.21	0.34	0.45	0.57	0.66	0.76	0.86	0.95	1900
12.77	13.34	13.91	15.01	16.62	18.16	20.10	0.10	0.22	0.36	0.47	0.60	0.69	0.80	0.90	1.00	2000
13.21	13.79	14.37	15.51	17.15	18.71	20.68	0.10	0.23	0.38	0.49	0.63	0.73	0.84	0.95	1.05	2100
13.62	14.23	14.82	15.98	17.65	19.24	21.21	0.10	0.24	0.39	0.52	0.66	0.76	0.88	1.00	1.10	2200
14.02	14.64	15.24	16.42	18.12	19.72	21.69	0.11	0.25	0.41	0.54	0.69	0.80	0.92	1.04	1.15	2300
14.40	15.03	15.64	16.84	18.56	20.16	22.12	0.11	0.26	0.43	0.56	0.72	0.83	0.96	1.09	1.20	2400
15.10	15.74	16.37	17.60	19.33	20.93	22.83	0.12	0.29	0.47	0.61	0.78	0.90	1.04	1.18	1.30	2600
15.71	16.36	17.01	18.24	19.96	21.52	23.32	0.13	0.31	0.50	0.66	0.84	0.97	1.12	1.27	1.40	2800
16.23	16.89	17.53	18.76	20.44	21.93	23.58	0.14	0.33	0.54	0.71	0.90	1.04	1.20	1.36	1.50	3000
16.66	17.32	17.95	19.16	20.77	22.14	23.58	0.15	0.35	0.57	0.75	0.96	1.11	1.28	1.45	1.60	3200
16.99	17.64	18.26	19.42	20.93	22.16	23.33	0.16	0.37	0.61	0.80	1.02	1.18	1.36	1.54	1.70	3400
17.22	17.85	18.44	19.54	20.91	21.96	22.80	0.17	0.40	0.65	0.85	1.08	1.25	1.45	1.63	1.80	3600
17.34	17.94	18.51	19.51	20.72	21.54	21.98	0.18	0.42	0.68	0.89	1.14	1.32	1.53	1.72	1.90	3800
17.36	17.92	18.43	19.33	20.33	20.88	20.86	0.19	0.44	0.72	0.94	1.20	1.39	1.61	1.81	2.00	4000
17.26	17.77	18.23	19.00	19.74	19.97	—	0.20	0.46	0.75	0.99	1.26	1.46	1.69	1.90	2.10	4200
17.03	17.48	17.88	18.49	18.95	18.81	—	0.21	0.48	0.79	1.04	1.32	1.53	1.77	1.99	2.20	4400
16.69	17.07	17.38	17.81	17.94	—	—	0.22	0.51	0.83	1.08	1.38	1.60	1.85	2.08	2.30	4600
16.21	16.51	16.73	16.96	—	—	—	0.23	0.53	0.86	1.13	1.44	1.67	1.93	2.17	2.40	4800
15.60	15.80	15.92	15.91	—	—	—	0.24	0.55	0.90	1.18	1.50	1.74	2.01	2.26	2.50	5000

V-BELT DRIVES

C Basic Belt HP Ratings

V-BELT DRIVES

RPM of Faster Shaft	Sheave Pitch Diameter (in inches)												
	5.0	5.5	6.0	7.0	7.5	8.0	8.5	9.0	9.5	10.0	10.5	11.0	12.0
700	1.93	2.96	3.99	6.01	7.00	7.99	8.96	9.93	10.88	11.83	12.77	13.70	15.52
870	2.10	3.35	4.59	7.02	8.21	9.39	10.56	11.71	12.84	13.97	15.07	16.17	18.31
1160	2.24	3.84	5.42	8.49	9.99	11.46	12.91	14.33	15.73	17.10	18.44	19.75	22.29
1750	2.03	4.24	6.39	10.51	12.47	14.37	16.20	17.96	19.65	21.26	22.79	24.24	26.90
3500	0.0	0.26	2.91	7.12	8.63	9.72	10.36	10.52	10.18	9.32	7.92	—	—
50	0.33	0.43	0.52	0.70	0.80	0.89	0.98	1.07	1.16	1.25	1.34	1.43	1.60
100	0.56	0.74	0.92	1.27	1.44	1.61	1.78	1.96	2.12	2.29	2.46	2.63	2.96
150	0.76	1.01	1.27	1.78	2.03	2.28	2.53	2.77	3.02	3.26	3.51	3.75	4.23
200	0.92	1.26	1.59	2.25	2.58	2.90	3.22	3.54	3.86	4.18	4.50	4.81	5.43
300	1.21	1.69	2.17	3.13	3.60	4.06	4.53	4.99	5.45	5.91	6.36	6.81	7.71
400	1.44	2.07	2.69	3.93	4.53	5.14	5.74	6.34	6.93	7.52	8.10	8.68	9.84
500	1.63	2.40	3.16	4.67	5.41	6.15	6.88	7.60	8.32	9.04	9.75	10.45	11.84
600	1.79	2.70	3.60	5.36	6.23	7.09	7.95	8.80	9.64	10.47	11.30	12.12	13.74
700	1.93	2.96	3.99	6.01	7.00	7.99	8.96	9.93	10.88	11.83	12.77	13.70	15.52
800	2.03	3.20	4.35	6.62	7.73	8.83	9.92	11.00	12.06	13.11	14.15	15.18	17.20
900	2.12	3.41	4.69	7.19	8.41	9.63	10.82	12.00	13.17	14.32	15.45	16.57	18.77
1000	2.18	3.60	4.99	7.72	9.05	10.37	11.67	12.95	14.21	15.45	16.67	17.87	20.22
1100	2.23	3.76	5.27	8.21	9.65	11.07	12.46	13.83	15.18	16.50	17.80	19.08	21.55
1200	2.25	3.89	5.51	8.67	10.21	11.72	13.20	14.65	16.08	17.48	18.84	20.18	22.76
1300	2.25	4.01	5.73	9.09	10.72	12.32	13.88	15.41	16.91	18.37	19.79	21.18	23.83
1400	2.24	4.10	5.93	9.47	11.19	12.87	14.50	16.10	17.66	19.17	20.64	22.06	24.77
1500	2.20	4.17	6.10	9.82	11.61	13.36	15.07	16.72	18.33	19.88	21.39	22.84	25.57
1600	2.15	4.22	6.24	10.13	11.99	13.81	15.57	17.27	18.92	20.51	22.03	23.49	26.22
1700	2.08	4.24	6.35	10.39	12.33	14.20	16.01	17.75	19.43	21.03	22.57	24.03	26.71
1800	1.98	4.24	6.43	10.62	12.61	14.53	16.38	18.15	19.85	21.46	22.99	24.43	27.04
1900	1.87	4.21	6.49	10.80	12.85	14.81	16.69	18.48	20.18	21.78	23.29	24.70	27.19
2000	1.74	4.17	6.51	10.95	13.03	15.02	16.92	18.72	20.41	22.00	23.47	24.83	27.17
2100	1.60	4.10	6.51	11.05	13.16	15.18	17.09	18.88	20.55	22.10	23.52	24.81	26.96
2200	1.43	4.00	6.47	11.10	13.24	15.27	17.17	18.95	20.59	22.08	23.44	24.64	26.56
2300	1.24	3.88	6.41	11.11	13.27	15.30	17.19	18.93	20.52	21.95	23.22	24.31	25.96
2400	1.03	3.73	6.31	11.07	13.24	15.25	17.12	18.81	20.34	21.69	22.85	23.82	25.15
2600	0.55	3.36	6.02	10.84	12.99	14.96	16.73	18.30	19.65	20.78	21.67	22.33	22.86
2800	0.0	2.88	5.59	10.41	12.50	14.37	16.00	17.37	18.48	19.32	19.86	20.11	19.65
3000	0.0	2.28	5.01	9.76	11.75	13.47	14.89	16.01	16.80	17.26	17.37	17.12	15.44
3200	0.0	1.57	4.29	8.89	10.73	12.23	13.39	14.18	14.59	14.59	14.17	13.30	—
3400	0.0	0.73	3.41	7.77	9.41	10.65	11.48	11.87	11.80	11.25	10.20	8.62	—
3600	0.0	0.0	2.37	6.41	7.78	8.70	9.13	9.04	8.41	7.22	5.43	—	—
3800	0.0	0.0	1.15	4.77	5.84	6.36	6.32	5.67	4.39	2.45	—	—	—

RIM SPEEDS EXCEED 6500 FEET PER MINUTE.



Basic Belt HP Ratings **C**

Sheave Pitch Diameter			"Add-On" HP for Speed Ratio										RPM of Faster Shaft
13.0	14.0	16.0	1.00- 1.01	1.02- 1.04	1.05- 1.08	1.09- 1.12	1.13- 1.18	1.19- 1.24	1.25- 1.34	1.35- 1.51	1.52- 1.99	2.00 & Up	
17.31	19.07	22.46	0.0	0.09	0.21	0.34	0.45	0.57	0.66	0.77	0.86	0.96	700
20.39	22.41	26.26	0.0	0.11	0.26	0.43	0.56	0.71	0.83	0.95	1.07	1.19	870
24.71	27.00	31.19	0.0	0.15	0.35	0.57	0.75	0.95	1.10	1.27	1.43	1.59	1160
29.19	31.11	33.71	0.0	0.23	0.53	0.86	1.12	1.43	1.66	1.92	2.16	2.39	1750
—	—	—	0.0	0.46	1.05	1.71	2.25	2.87	3.32	3.84	4.32	4.79	3500
1.78	1.95	2.30	0.0	0.01	0.02	0.02	0.03	0.04	0.05	0.05	0.06	0.07	50
3.29	3.62	4.27	0.0	0.01	0.03	0.05	0.06	0.08	0.09	0.11	0.12	0.14	100
4.71	5.18	6.12	0.0	0.02	0.05	0.07	0.10	0.12	0.14	0.16	0.19	0.21	150
6.05	6.67	7.88	0.0	0.03	0.06	0.10	0.13	0.16	0.19	0.22	0.25	0.27	200
8.59	9.47	11.21	0.0	0.04	0.09	0.15	0.19	0.25	0.28	0.33	0.37	0.41	300
10.97	12.10	14.31	0.0	0.05	0.12	0.20	0.26	0.33	0.38	0.44	0.49	0.55	400
13.22	14.57	17.22	0.0	0.07	0.15	0.24	0.32	0.41	0.47	0.55	0.62	0.68	500
15.33	16.89	19.94	0.0	0.08	0.18	0.29	0.39	0.49	0.57	0.66	0.74	0.82	600
17.31	19.07	22.46	0.0	0.09	0.21	0.34	0.45	0.57	0.66	0.77	0.86	0.96	700
19.17	21.09	24.77	0.0	0.10	0.24	0.39	0.51	0.66	0.76	0.88	0.99	1.09	800
20.89	22.95	26.87	0.0	0.12	0.27	0.44	0.58	0.74	0.85	0.99	1.11	1.23	900
22.48	24.65	28.73	0.0	0.13	0.30	0.49	0.64	0.82	0.95	1.10	1.24	1.37	1000
23.92	26.18	30.35	0.0	0.14	0.33	0.54	0.71	0.90	1.04	1.21	1.36	1.50	1100
25.20	27.52	31.70	0.0	0.16	0.36	0.59	0.77	0.98	1.14	1.32	1.48	1.64	1200
26.33	28.66	32.78	0.0	0.17	0.39	0.64	0.84	1.06	1.23	1.43	1.61	1.78	1300
27.29	29.60	33.56	0.0	0.18	0.42	0.69	0.90	1.15	1.33	1.53	1.73	1.91	1400
28.07	30.32	34.03	0.0	0.20	0.45	0.73	0.96	1.23	1.42	1.64	1.85	2.05	1500
28.67	30.82	34.16	0.0	0.21	0.48	0.78	1.03	1.31	1.52	1.75	1.98	2.19	1600
29.07	31.07	33.95	0.0	0.22	0.51	0.83	1.09	1.39	1.61	1.86	2.10	2.33	1700
29.26	31.08	33.37	0.0	0.23	0.54	0.88	1.16	1.47	1.71	1.97	2.22	2.46	1800
29.24	30.82	32.41	0.0	0.25	0.57	0.93	1.22	1.56	1.80	2.08	2.35	2.60	1900
29.00	30.28	31.04	0.0	0.26	0.60	0.98	1.29	1.64	1.90	2.19	2.47	2.74	2000
28.53	29.46	29.24	0.0	0.27	0.63	1.03	1.35	1.72	1.99	2.30	2.59	2.87	2100
27.81	28.33	27.01	0.0	0.29	0.66	1.08	1.41	1.80	2.09	2.41	2.72	3.01	2200
26.84	26.89	24.31	0.0	0.30	0.69	1.13	1.48	1.88	2.18	2.52	2.84	3.15	2300
25.60	25.13	—	0.0	0.31	0.72	1.18	1.54	1.97	2.28	2.63	2.97	3.28	2400
22.31	20.58	—	0.0	0.34	0.78	1.27	1.67	2.13	2.47	2.85	3.21	3.56	2600
17.84	—	—	0.0	0.36	0.84	1.37	1.80	2.29	2.66	3.07	3.46	3.83	2800
—	—	—	0.0	0.39	0.90	1.47	1.93	2.46	2.85	3.29	3.71	4.10	3000
—	—	—	0.0	0.42	0.96	1.57	2.06	2.62	3.04	3.51	3.95	4.38	3200
—	—	—	0.0	0.44	1.02	1.67	2.18	2.79	3.23	3.73	4.20	4.65	3400
—	—	—	0.0	0.47	1.08	1.76	2.31	2.95	3.42	3.95	4.45	4.92	3600
—	—	—	0.0	0.49	1.14	1.86	2.44	3.11	3.61	4.17	4.69	5.20	3800

V-BELT DRIVES

CX Basic Belt HP Ratings

V-BELT DRIVES

RPM of Faster Shaft	Sheave Pitch Diameter (in inches)												
	5.0	5.5	6.0	7.0	7.5	8.0	8.5	9.0	9.5	10.0	10.5	11.0	12.0
700	3.58	4.63	5.67	7.72	8.73	9.73	10.72	11.70	12.68	13.65	14.61	15.56	17.43
870	4.17	5.45	6.70	9.18	10.39	11.60	12.79	13.97	15.14	16.29	17.43	18.56	20.78
1160	5.05	6.68	8.29	11.44	12.98	14.50	16.00	17.47	18.92	20.35	21.76	23.14	25.83
1750	6.39	8.67	10.90	15.20	17.27	19.28	21.24	23.14	24.98	26.75	28.46	30.10	33.18
3500	6.80	10.15	13.22	18.46	20.60	22.38	23.80	24.82	25.44	25.63	25.37	—	—
50	0.44	0.53	0.63	0.81	0.90	0.99	1.08	1.17	1.26	1.35	1.44	1.53	1.71
100	0.78	0.96	1.14	1.49	1.66	1.83	2.00	2.18	2.35	2.51	2.68	2.85	3.19
150	1.09	1.35	1.60	2.11	2.36	2.61	2.86	3.11	3.36	3.60	3.85	4.09	4.58
200	1.37	1.71	2.04	2.71	3.03	3.36	3.68	4.01	4.33	4.65	4.96	5.28	5.91
300	1.89	2.38	2.87	3.82	4.30	4.77	5.24	5.70	6.16	6.62	7.08	7.54	8.44
400	2.36	3.00	3.63	4.87	5.48	6.09	6.70	7.30	7.90	8.50	9.09	9.68	10.85
500	2.80	3.57	4.34	5.86	6.61	7.36	8.10	8.83	9.56	10.29	11.01	11.72	13.14
600	3.20	4.12	5.02	6.81	7.69	8.57	9.44	10.30	11.15	12.00	12.84	13.68	15.34
700	3.58	4.63	5.67	7.72	8.73	9.73	10.72	11.70	12.68	13.65	14.61	15.56	17.43
800	3.94	5.12	6.29	8.59	9.72	10.84	11.95	13.06	14.14	15.22	16.29	17.35	19.44
900	4.27	5.58	6.88	9.42	10.68	11.91	13.14	14.35	15.55	16.74	17.91	19.07	21.34
1000	4.59	6.02	7.44	10.23	11.59	12.94	14.28	15.60	16.90	18.18	19.45	20.70	23.15
1100	4.88	6.44	7.98	10.99	12.47	13.93	15.37	16.79	18.18	19.56	20.92	22.25	24.86
1200	5.16	6.84	8.49	11.73	13.31	14.87	16.41	17.92	19.41	20.87	22.31	23.72	26.46
1300	5.42	7.22	8.98	12.44	14.12	15.78	17.40	19.00	20.57	22.11	23.62	25.09	27.95
1400	5.66	7.57	9.45	13.11	14.89	16.63	18.35	20.02	21.67	23.28	24.85	26.38	29.33
1500	5.89	7.91	9.89	13.75	15.62	17.45	19.24	20.99	22.70	24.37	25.99	27.57	30.59
1600	6.10	8.23	10.31	14.35	16.31	18.22	20.08	21.90	23.66	25.38	27.05	28.66	31.72
1700	6.30	8.53	10.71	14.93	16.96	18.94	20.87	22.74	24.56	26.32	28.01	29.65	32.72
1800	6.47	8.80	11.08	15.46	17.57	19.62	21.60	23.52	25.38	27.17	28.88	30.53	33.59
1900	6.63	9.06	11.43	15.97	18.14	20.24	22.28	24.24	26.12	27.93	29.65	31.30	34.32
2000	6.78	9.30	11.75	16.43	18.67	20.82	22.89	24.88	26.79	28.60	30.32	31.95	34.90
2100	6.91	9.51	12.04	16.86	19.15	21.35	23.45	25.46	27.37	29.18	30.89	32.48	35.32
2200	7.02	9.71	12.31	17.26	19.59	21.82	23.95	25.97	27.88	29.67	31.34	32.89	35.59
2300	7.11	9.88	12.56	17.61	19.98	22.24	24.38	26.40	28.29	30.05	31.68	33.17	35.69
2400	7.19	10.03	12.77	17.92	20.32	22.60	24.74	26.75	28.62	30.34	31.90	33.31	35.62
2600	7.28	10.27	13.13	18.43	20.87	23.15	25.26	27.22	28.99	30.58	31.98	33.17	34.94
2800	7.31	10.41	13.36	18.77	21.20	23.45	25.50	27.34	28.97	30.37	31.53	32.44	33.50
3000	7.26	10.46	13.48	18.92	21.32	23.49	25.43	27.11	28.53	29.67	30.53	31.08	31.24
3200	7.14	10.42	13.48	18.89	21.21	23.27	25.03	26.50	27.65	28.46	28.94	29.04	—
3400	6.93	10.26	13.34	18.66	20.87	22.75	24.30	25.49	26.30	26.72	26.72	26.30	—
3600	6.64	10.00	13.07	18.22	20.27	21.94	23.21	24.05	24.46	24.40	23.85	—	—
3800	6.26	9.63	12.65	17.56	19.41	20.81	21.74	22.18	22.10	21.48	—	—	—

RIM SPEEDS EXCEED 6500 FEET PER MINUTE.



Basic Belt CX HP Ratings

Sheave Pitch Diameter			"Add-On" HP for Speed Ratio										RPM of Faster Shaft
13.0	14.0	16.0	1.00- 1.01	1.02- 1.04	1.05- 1.08	1.09- 1.12	1.13- 1.18	1.19- 1.24	1.25- 1.34	1.35- 1.51	1.52- 1.99	2.00 & Up	
19.28	21.09	24.62	0.0	0.08	0.18	0.29	0.37	0.48	0.55	0.64	0.72	0.80	700
22.95	25.07	29.14	0.0	0.09	0.22	0.35	0.47	0.59	0.69	0.79	0.89	0.99	870
28.42	30.90	35.54	0.0	0.13	0.29	0.47	0.62	0.79	0.92	1.06	1.19	1.32	1160
35.95	38.42	42.34	0.0	0.19	0.44	0.71	0.94	1.19	1.38	1.60	1.80	1.99	1750
—	—	—	0.0	0.38	0.88	1.43	1.87	2.39	2.76	3.19	3.60	3.98	3500
1.88	2.06	2.40	0.0	0.01	0.01	0.02	0.03	0.03	0.04	0.05	0.05	0.06	50
3.52	3.85	4.50	0.0	0.01	0.03	0.04	0.05	0.07	0.08	0.09	0.10	0.11	100
5.06	5.53	6.48	0.0	0.02	0.04	0.06	0.08	0.10	0.12	0.14	0.15	0.17	150
6.53	7.15	8.38	0.0	0.02	0.05	0.08	0.11	0.14	0.16	0.18	0.21	0.23	200
9.34	10.23	11.99	0.0	0.03	0.08	0.12	0.16	0.20	0.24	0.27	0.31	0.34	300
12.00	13.15	15.40	0.0	0.04	0.10	0.16	0.21	0.27	0.32	0.36	0.41	0.46	400
14.54	15.93	18.64	0.0	0.05	0.13	0.20	0.27	0.34	0.39	0.46	0.51	0.57	500
16.97	18.57	21.72	0.0	0.06	0.15	0.24	0.32	0.41	0.47	0.55	0.62	0.68	600
19.28	21.09	24.62	0.0	0.08	0.18	0.29	0.37	0.48	0.55	0.64	0.72	0.80	700
21.48	23.48	27.34	0.0	0.09	0.20	0.33	0.43	0.55	0.63	0.73	0.82	0.91	800
23.56	25.73	29.88	0.0	0.10	0.23	0.37	0.48	0.61	0.71	0.82	0.93	1.02	900
25.53	27.84	32.22	0.0	0.11	0.25	0.41	0.53	0.68	0.79	0.91	1.03	1.14	1000
27.37	29.80	34.36	0.0	0.12	0.28	0.45	0.59	0.75	0.87	1.00	1.13	1.25	1100
29.09	31.61	36.28	0.0	0.13	0.30	0.49	0.64	0.82	0.95	1.09	1.23	1.37	1200
30.67	33.25	37.97	0.0	0.14	0.33	0.53	0.70	0.89	1.03	1.19	1.34	1.48	1300
32.11	34.73	39.41	0.0	0.15	0.35	0.57	0.75	0.95	1.11	1.28	1.44	1.59	1400
33.41	36.03	40.60	0.0	0.16	0.38	0.61	0.80	1.02	1.18	1.37	1.54	1.71	1500
34.55	37.13	41.51	0.0	0.17	0.40	0.65	0.86	1.09	1.26	1.46	1.64	1.82	1600
35.53	38.04	42.14	0.0	0.18	0.43	0.69	0.91	1.16	1.34	1.55	1.75	1.93	1700
36.34	38.74	42.46	0.0	0.19	0.45	0.73	0.96	1.23	1.42	1.64	1.85	2.05	1800
36.97	39.23	42.47	0.0	0.21	0.48	0.77	1.02	1.29	1.50	1.73	1.95	2.16	1900
37.42	39.49	42.15	0.0	0.22	0.50	0.82	1.07	1.36	1.58	1.82	2.06	2.28	2000
37.68	39.51	41.48	0.0	0.23	0.53	0.86	1.12	1.43	1.66	1.92	2.16	2.39	2100
37.74	39.29	40.45	0.0	0.24	0.55	0.90	1.18	1.50	1.74	2.01	2.26	2.50	2200
37.59	38.81	39.04	0.0	0.25	0.58	0.94	1.23	1.57	1.82	2.10	2.36	2.62	2300
37.22	38.06	—	0.0	0.26	0.60	0.98	1.28	1.64	1.89	2.19	2.47	2.73	2400
35.81	35.72	—	0.0	0.28	0.65	1.06	1.39	1.77	2.05	2.37	2.67	2.96	2600
33.44	—	—	0.0	0.30	0.70	1.14	1.50	1.91	2.21	2.55	2.88	3.19	2800
—	—	—	0.0	0.32	0.75	1.22	1.60	2.04	2.37	2.74	3.08	3.41	3000
—	—	—	0.0	0.35	0.80	1.30	1.71	2.18	2.53	2.92	3.29	3.64	3200
—	—	—	0.0	0.37	0.85	1.39	1.82	2.32	2.68	3.10	3.49	3.87	3400
—	—	—	0.0	0.39	0.90	1.47	1.92	2.45	2.84	3.28	3.70	4.10	3600
—	—	—	0.0	0.41	0.95	1.55	2.03	2.59	3.00	3.47	3.91	4.32	3800

V-BELT DRIVES

D Basic Belt HP Ratings

V-BELT DRIVES

RPM of Faster Shaft	Sheave Pitch Diameter (in inches)										
	12.0	13.0	13.5	14.0	14.5	15.0	15.5	16.0	18.0	20.0	22.0
430	13.52	15.78	16.91	18.02	19.13	20.23	21.33	22.42	26.71	30.91	34.99
580	16.92	19.82	21.26	22.68	24.09	25.48	26.87	28.24	33.62	38.79	43.76
700	19.32	22.67	24.32	25.95	27.57	29.17	30.75	32.31	38.36	44.11	49.52
870	22.20	26.10	28.01	29.89	31.74	33.56	35.34	37.10	43.80	49.95	55.52
1160	25.69	30.21	32.39	34.50	36.55	38.54	40.46	42.32	49.05	54.59	58.84
1750	26.15	30.40	32.25	33.92	35.39	36.67	37.74	38.61	39.84	37.24	—
3500	—	—	—	—	—	—	—	—	—	—	—
50	2.26	2.59	2.75	2.91	3.07	3.24	3.40	3.56	4.19	4.82	5.44
100	4.10	4.71	5.02	5.32	5.63	5.93	6.23	6.53	7.73	8.91	10.09
150	5.76	6.65	7.09	7.53	7.97	8.41	8.85	9.28	11.01	12.72	14.41
200	7.32	8.47	9.04	9.61	10.18	10.75	11.32	11.88	14.11	16.32	18.50
300	10.18	11.84	12.66	13.48	14.29	15.11	15.91	16.72	19.90	23.04	26.12
400	12.78	14.91	15.97	17.02	18.06	19.10	20.13	21.16	25.21	29.17	33.05
500	15.16	17.74	19.01	20.27	21.53	22.77	24.01	25.24	30.06	34.75	39.29
600	17.34	20.32	21.79	23.25	24.70	26.13	27.55	28.96	34.46	39.74	44.80
700	19.32	22.67	24.32	25.95	27.57	29.17	30.75	32.31	38.36	44.11	49.52
800	21.09	24.78	26.59	28.37	30.13	31.87	33.58	35.27	41.75	47.80	53.38
900	22.65	26.64	28.58	30.49	32.38	34.22	36.04	37.82	44.59	50.76	56.29
1000	24.00	28.23	30.29	32.30	34.27	36.20	38.09	39.93	46.83	52.93	58.18
1100	25.12	29.56	31.69	33.78	35.81	37.79	39.71	41.57	48.42	54.24	58.95
1200	26.01	30.59	32.78	34.91	36.97	38.96	40.87	42.72	49.33	54.63	58.51
1300	26.66	31.32	33.54	35.67	37.72	39.68	41.55	43.33	49.50	54.04	56.78
1400	27.04	31.73	33.93	36.03	38.03	39.92	41.71	43.38	48.89	52.38	53.66
1500	27.15	31.81	33.96	35.99	37.89	39.67	41.32	42.83	47.44	49.60	49.06
1600	26.98	31.52	33.59	35.51	37.28	38.89	40.35	41.64	45.11	45.61	42.87
1700	26.50	30.87	32.81	34.57	36.15	37.56	38.77	39.79	41.84	40.36	35.02
1800	25.72	29.83	31.59	33.15	34.50	35.64	36.55	37.24	37.58	33.78	—

RIM SPEEDS EXCEED 6500 FEET PER MINUTE.



Basic Belt HP Ratings **D**

"Add-On" HP for Speed Ratio									RPM of Faster Shaft
1.02- 1.04	1.05- 1.08	1.09- 1.12	1.13- 1.18	1.19- 1.24	1.25- 1.34	1.35- 1.51	1.52- 1.99	2.00 & Up	
0.16	0.37	0.60	0.79	1.01	1.17	1.35	1.53	1.69	430
0.22	0.50	0.82	1.07	1.36	1.58	1.83	2.06	2.28	580
0.26	0.60	0.98	1.29	1.65	1.91	2.20	2.48	2.75	700
0.32	0.75	1.22	1.61	2.05	2.37	2.74	3.09	3.42	870
0.43	1.00	1.63	2.14	2.73	3.16	3.65	4.11	4.56	1160
0.65	1.51	2.46	3.23	4.12	4.77	5.51	6.21	6.87	1750
1.31	3.02	4.92	6.46	8.23	9.54	11.02	12.41	13.75	3500
0.02	0.04	0.07	0.09	0.12	0.14	0.16	0.18	0.20	50
0.04	0.09	0.14	0.18	0.24	0.27	0.31	0.35	0.39	100
0.06	0.13	0.21	0.28	0.35	0.41	0.47	0.53	0.59	150
0.07	0.17	0.28	0.37	0.47	0.54	0.63	0.71	0.79	200
0.11	0.26	0.42	0.55	0.71	0.82	0.94	1.06	1.18	300
0.15	0.35	0.56	0.74	0.94	1.09	1.26	1.42	1.57	400
0.19	0.43	0.70	0.92	1.18	1.36	1.57	1.77	1.96	500
0.22	0.52	0.84	1.11	1.41	1.63	1.89	2.13	2.36	600
0.26	0.60	0.98	1.29	1.65	1.91	2.20	2.48	2.75	700
0.30	0.69	1.13	1.48	1.88	2.18	2.52	2.84	3.14	800
0.34	0.78	1.27	1.66	2.12	2.45	2.83	3.19	3.53	900
0.37	0.86	1.41	1.85	2.35	2.72	3.15	3.55	3.93	1000
0.41	0.95	1.55	2.03	2.59	3.00	3.46	3.90	4.32	1100
0.45	1.04	1.69	2.21	2.82	3.27	3.78	4.26	4.71	1200
0.49	1.12	1.83	2.40	3.06	3.54	4.09	4.61	5.11	1300
0.52	1.21	1.97	2.58	3.29	3.81	4.41	4.97	5.50	1400
0.56	1.30	2.11	2.77	3.53	4.09	4.72	5.32	5.89	1500
0.60	1.38	2.25	2.95	3.76	4.36	5.04	5.68	6.28	1600
0.63	1.47	2.39	3.14	4.00	4.63	5.35	6.03	6.68	1700
0.67	1.55	2.53	3.32	4.23	4.90	5.67	6.38	7.07	1800

V-BELT DRIVES

Call *Martin* for your made-to-order and large quantity requirements.

Other Driver Speeds/ Speed-Up Drives

FOR SPEEDS OTHER THAN STANDARD MOTOR SPEEDS AND SPEED-UP DRIVES THE FOLLOWING PROCEDURES CAN BE USED:

SPEEDS OTHER THAN STANDARD MOTOR SPEEDS:

EXAMPLE

A 10 HP 3000 RPM single cylinder engine with an output shaft of 1 $\frac{1}{4}$ " is to drive a rotary pump with an input shaft of 1 $\frac{1}{2}$ " at 2025 RPM. Approximate center distance is 40", service is intermittent.

STEP 1. DETERMINE THE SERVICE FACTOR, DESIGN HORSEPOWER AND BELT CROSS SECTION as detailed in stock drive selection.

Example: The **Service Factor is 1.2**. The **Design HP is 12** (10 HP x 1.2). The **Belt Cross Section is 3VX**. (The decision to use Hi-Cap wedge was arbitrary.)

STEP 2. DETERMINE SPEED RATIO.

Speed ratio = DriveR RPM \div DriveN RPM

Example: 3000/2025 = 1.48.

STEP 3. SELECT SHEAVE COMBINATION

- Turn to **Stock Drive Selection** chart for applicable belt cross section
- Find **Speed Ratio**
- Read across to find **Sheave Diameter, Approximate Center Distance, Belt Number and Arc & Length Correction Factor**. (If ratios given aren't close enough to desired, turn to non stock drive design.)
- Determine **Belt Speed** to insure 5000 FPM (for static balancing) or 6500 FPM (for dynamically balanced) is not exceeded. Use formula:
FPM = .262 x RPM x O.D.

Example:

From 3V drive selection chart, a **1.48 Speed Ratio** utilizes a **2.80" DriveR Sheave** and a **4.12" DriveN Sheave**. A standard 3VX900 has a **center distance of 39.6"** and a **correction factor of 1.06**.

FPM = .262 x 4.12 x 2025 = 2186

STEP 4. DETERMINE BELT HORSEPOWER

- Turn to **Basic Belt Horsepower rating** table for applicable belt.
- Find the **RPM of the faster shaft**.
- Read across to the intersection of the **smaller sheave diameter for the rated HP per belt**.
- Continue across to the "Add-On" HP** for the **speed ratio**. Add this value to the **HP per belt**. Basic HP per belt + "Add on" = Rated HP per belt.
- Multiply the **HP per Belt** by the Arc & Length correction factor to reach corrected HP per belt.

Rated HP x Arc & Length correction factor = corrected HP per Belt.

Example: from **Basic Belt Horsepower Ratings for 3VX at 3000 RPM and 2.80" small sheave diameter** for a **1.48 speed ratio**, the **Rated HP per Belt is 4.16**.

(Rated HP = 3.76 + .40 = 4.16)

4.16 x 1.06 = **4.41 = corrected HP per Belt**.

STEP 5. DETERMINE NUMBER OF BELTS REQUIRED.

Design HP \div corrected HP per belt = # of belts required.

Example: 12 \div 4.41 = 2.72. Use 3 belts.

STEP 6. ORDER *Martin*

(1) 3 3V 280 JA DriveR sheave

(1) JA 1 $\frac{1}{4}$ " bushing

(1) 3 3V 412 SH DriveN sheave

(1) SH 1 $\frac{1}{2}$ " bushing

NOTE: The choice of QD bushings was arbitrary.

SPEED-UP DRIVES

NOTE: In a Speed-Up Drive, the motor (driver) sheave is the larger sheave.

Example: A 10 HP 1160 RPM, normal torque electric motor with a 1 $\frac{1}{4}$ " shaft is to drive an exhauster with a 1 $\frac{1}{2}$ " shaft at 1800 RPM. Approx. center distance is 30". The drive will run 10 hours per day.

STEP 1. SERVICE FACTOR = 1.1 (FROM TABLE 1.)

Design HP = 10 x 1.1 = 11

Belt cross section = B

(Decision to use B was arbitrary)

STEP 2. SPEED RATIO = FASTER RPM \div SLOWER

RPM = 1800 \div 1160 = 1.55.

STEP 3. FROM STOCK DRIVE SELECTION for B Belts at

1.55 speed ratio, the sheave combination of **4.0" DriveR and 6.2" DriveN** is listed. (Remember, on a speed-up drive the larger sheave now becomes the driveR.) Approximate **center distance** is 30.4" with a **correction factor of .95** for a B75 belt. **Belt speed is 1886** (.262 x 4.0 x 1800).

STEP 4. FROM BASIC BELT HP RATINGS for B Belts, a 4.0 sheave at 1800 RPM has a **Rated HP Per Belt of 3.6**, and a corrected HP of (2.65 + .95) x .95 = 3.42).

STEP 5. NUMBER OF BELTS REQUIRED = Design HP \div

Corrected HP. 11 \div 3.42 = 3.22. Use 4 belts.

STEP 6. Order *Martin*

(1) 4 B 62 2517 DriveR sheave

(1) 2517 1 $\frac{1}{4}$ " bushing

(1) 4 B 40 1610 DriveN sheave

(1) 2517 1 $\frac{1}{2}$ " bushing

NOTE: The choice of Tapered bushings was arbitrary.

QUARTER TURN DRIVES are used to transmit power from a horizontal shaft to a vertical shaft or vice versa. On a V-Belt quarter turn drive, made to order sheaves with deeper and wider grooves are required. See Table 15 below for sheave face width.

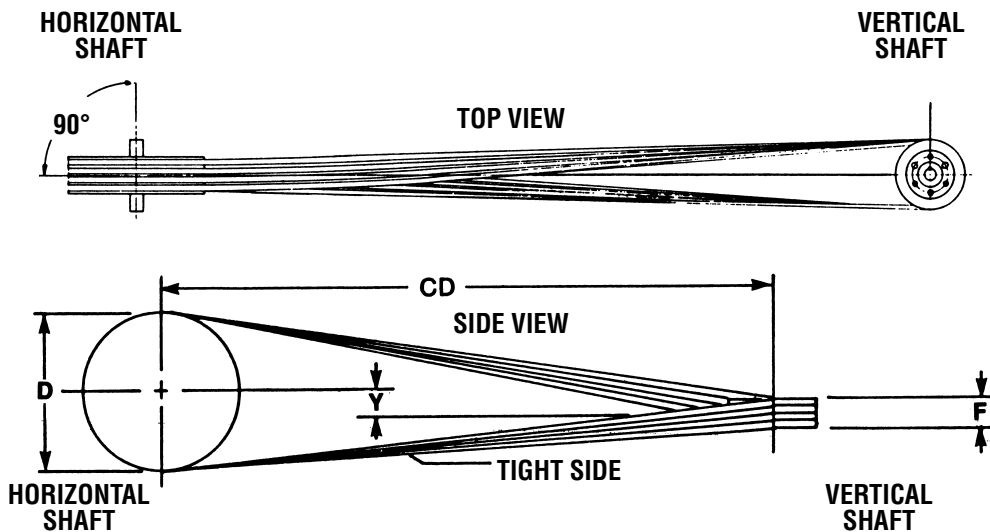
To design a quarter turn drive, proceed as you would to select any conventional V-belt drive. Taking the following special points into consideration:

1. Maximum speed ratio 2.5 to 1.
2. Center distance should be equal to 5.5 times the sum of the diameter of the large sheave plus its face width. Long centers are necessary to insure the angle of entry of the belts in the sheave grooves is not more than 5 degrees.
3. The center line of the horizontal shaft on the quarter turn drives should be above the center of the vertical shaft sheave (see sketches below).

4. Use 90% of the horsepower rating given in the basic horsepower tables.
5. Arc of contact correction factor can be disregarded on Quarter Turn Drives.

ALIGNING THE DRIVE

When looking down on the drive (Top View), sheaves should be installed so that a line from the center of the Vertical Shaft will pass through the center of the face of the sheave on the horizontal shaft. Both shafts should be at right angles to this line.



Minimum $CD = 5.5 (D + F)$
 $D = \text{Pitch Diameter}$
 $F = \text{Face Width (from Table 15)}$

When looking at the drive from the side (Side View) the center of the horizontal shaft should be above the center of the sheave on the Vertical Shaft by the amount shown under value "Y" from Table 14.

Table 14 — Quarter-Turn Drive Y Dimensions

Drive Center Distance (CD)	Y	Drive Center Distance (CD)	Y
60"	2.50"	160"	6.50"
80"	2.75"	180"	7.75"
100"	3.00"	200"	9.00"
120"	4.00"	220"	10.50"
140"	5.25"	240"	12.00"

Table 15 — Face Width "F" of Sheaves Used on Quarter-Turn Drives

Section	No. of Grooves												Add To P.D. to Get O.D.
	1	2	3	4	5	6	7	8	9	10	11	12	
A	.87	1.62	2.37	3.12	3.87	4.62	5.37	6.12	6.87	7.62	8.37	9.12	.560
B	1.12	2.00	2.87	3.75	4.62	5.50	6.37	7.25	8.12	9.00	9.87	10.75	.710
C	1.62	2.87	4.12	5.37	6.62	7.87	9.12	10.37	11.62	12.87	14.12	15.37	1.010
D	2.12	3.87	5.62	7.37	9.12	10.87	12.62	14.37	16.12	17.87	19.62	21.37	1.430
E	2.62	4.68	6.75	8.81	10.87	12.93	15.00	17.06	19.12	21.18	23.25	25.31	1.690

Installation/ Tensioning V-Drives

Martin

V-BELT DRIVES

Installing A Drive

Here are a few suggestions to keep in mind when installing the drive:

1. Use a matched set of belts.
2. Clean oil and grease from the sheaves; remove any rust or burrs from the sheave grooves.
3. Shorten the center distance of the drive until the belts can be put on the sheaves without forcing.
4. Make sure that the sheaves are correctly aligned, that the shafts are parallel, that there is clearance for the drive to run and that the bearings have oil.
5. Work belts around in the groove by hand, so that the slack of **all** belts is on the top, or slack of **all** belts is on the bottom.

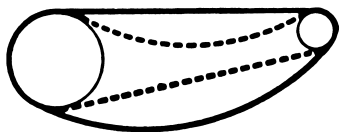
LIKE THIS:
(all slack at top)



OR LIKE THIS:
(all slack at bottom)



DO NOT APPLY THIS WAY:
(with slack at top and bottom)



Do not apply with the slack of some belts on the bottom (see solid line) and the slack of others on the top (see dotted line). Since V-belts will not slide in the groove, belts thus applied will be injured when tightened for operation.

Now tension the drive until only a slight bow appears on the slack side of the belts when they are operating.

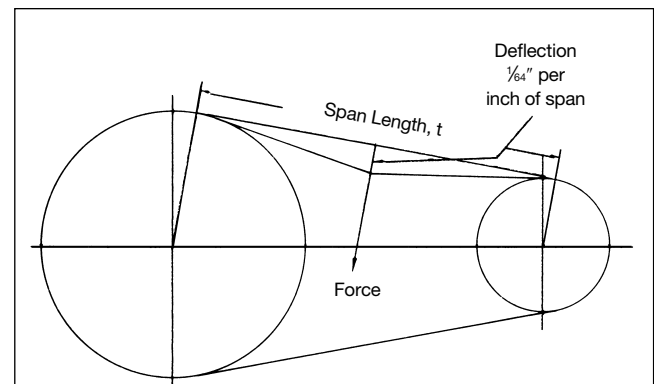
6. In a day or so, when the belts have had time to seat in the grooves, re-tension the belts.

All V-belt drives should be guarded in such a manner as to comply with the Williams-Steiger Occupational Safety and Health Act and with all state and local laws and the American National Standard Institute (ANSI) safety code.

Tensioning The Drive

General Rules of Tensioning:

1. Ideal tension is the lowest tension at which the belt will not slip under peak load conditions.
2. Check tension frequently during the first 24-48 hours of run-in operation.
3. Overtensioning shortens belt and bearing life.
4. Keep belts free from foreign material which may cause slip.
5. Make V-drive inspection on a periodic basis. Tension when slipping.



Test The Tension

If you want to check the tension in a conventional V-belt drive, use the procedure below:

1. Measure the span length, t .
2. At the center of the span (t) apply a force (perpendicular to the span) large enough to deflect the belt $\frac{1}{64}$ " for every inch of span length. For example, the deflection of a 100 inch span would be $\frac{100}{64}$ or $1\frac{1}{16}$ inches.
3. Compare the force you have applied with the values given in Table 12. If the force is between the values for normal tension, and $1\frac{1}{2}$ times normal tension, the drive tension should be satisfactory. A force below the value for normal tension indicates an under-tensioned drive. If the force exceeds the value for $1\frac{1}{2}$ times normal tension, the drive is tighter than it needs to be. A new drive can be tightened initially to two times normal tension to allow for the normal drop in tension during run in.

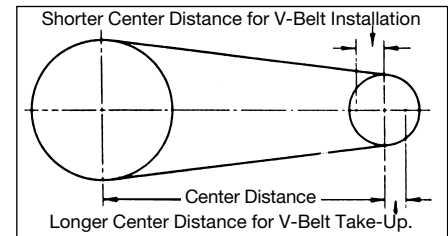
Installation and Take-up Allowances

After calculating a center distance from a standard pitch length, make provision for adjusting the center distance as in Table 13, to allow for installation of the belts without injury, for tensioning, and for maintenance of proper tension throughout the life of the belt.

Table 12 — Belt Deflection Force

V-Belt Cross Section	Smallest Sheave Diameter Range	RPM Range	Belt Deflection Force			
			A, B, C, D		AX, BX, CX	
			Normal	1½ × Normal	Normal	1½ × Normal
A	3.0-3.6	1000-2500	3.7	5.5	4.1	6.1
		2501-4000	2.8	4.2	3.4	5.0
	3.8-4.8	1000-2500	4.5	6.8	5.0	7.4
		2501-4000	3.8	5.7	4.3	6.4
	5.0-7.0	1000-2500	5.4	8.0	5.7	9.4
		2501-4000	4.7	7.0	5.1	7.6
B	3.4-4.2	860-2500			4.9	7.2
		2501-4000			4.2	6.2
	4.4-5.6	860-2500	5.3	7.9	7.1	10.5
		2501-4000	4.5	6.7	7.1	9.1
	5.8-8.6	860-2500	6.3	9.4	8.5	12.6
		2501-4000	6.0	8.9	7.3	10.9
C	7.0-9.0	500-1740	11.5	17.0	14.7	21.8
		1741-3000	9.4	13.8	11.9	17.5
	9.5-16.0	500-1740	14.1	21.0	15.9	23.5
		1741-3000	12.5	18.5	14.6	21.6
D	12.0-16.0	200-850	24.9	37.0		
		851-1500	21.2	31.3		
	18.0-20.0	200-850	30.4	45.2		
		851-1500	25.6	38.0		

V-Belt Cross Section	Smallest Sheave Diameter Range	RPM Range	Belt Deflection Force			
			3V, 5V, 8V		3VX, 5VX	
			Normal	1½ × Normal	Normal	1½ × Normal
3V	2.2-2.4	1000-2500			3.3	4.9
		2501-4000			2.9	4.3
	2.65-3.65	1000-2500	3.6	5.1	4.2	6.2
		2501-4000	3.0	4.4	3.8	5.6
	4.12-6.90	1000-2500	4.9	7.3	5.3	7.9
		2501-4000	4.4	6.6	4.9	7.3
5V	4.4-6.7	500-1749			10.2	15.2
		1750-3000			8.8	13.2
		3001-4000			5.6	8.5
	7.1-10.9	500-1740	12.7	18.9	14.8	22.1
		1741-3000	11.2	16.7	13.7	20.1
	11.8-16.0	500-1740	15.5	23.4	17.1	25.5
		1741-3000	14.6	21.8	16.8	25.0
8V	12.5-17.0	200-850	33.0	49.3		
		851-1500	26.8	39.9		
	18.0-22.4	200-850	39.6	59.2		
851-1500		35.3	52.7			


Table 13 — Center distance allowance for installation and take-up

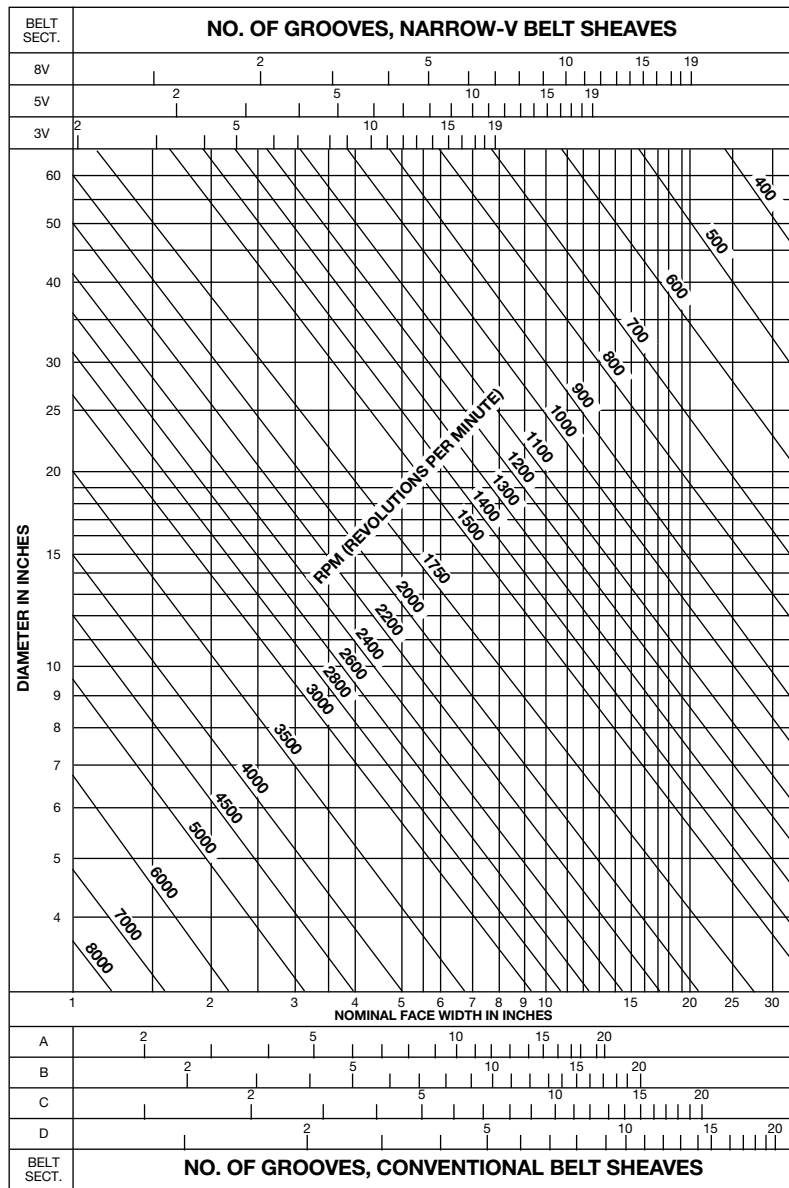
Standard Length Designation	Minimum Allowance Below Standard Center Distance for Installation of Belts (Inches)							Minimum Allowance Above Standard Center Distance for Maintaining Tension (Inches) All Cross Sections
	A, AX	A, AX Joined	B, BX	B, BX Joined	C, CX	C, CX Joined	D	
26 to 37	0.75	1.20	1.00	1.50				1.00
38 to 59	0.75	1.20	1.00	1.50	1.50	2.00		1.50
60 to 89	0.75	1.30	1.25	1.60	1.50	2.00		2.00
90 to 119	1.00	1.30	1.25	1.60	1.50	2.00		2.50
120 to 157	1.00	1.50	1.25	1.80	1.50	2.10	2.00	3.00
158 to 194			1.25	1.80	2.00	2.20	2.00	3.50
195 to 239			1.50	1.90	2.00	2.30	2.00	4.00
240 to 269			1.50	2.00	2.00	2.50	2.50	4.50
270 to 329			1.50	2.20	2.00	2.50	2.50	5.00
330 to 419					2.00	2.70	2.50	6.00
420 and over					2.50	2.90	3.00	1.5% of belt length

Standard Length Designation	Minimum Allowance Below Standard Center Distance for Installation of Belts (Inches)						Minimum Allowance Above Standard Center Distance for Maintaining Tension (Inches) All Cross Sections
	3V, 3VX	3V, 3VX Joined	5V, 5VX	5V, 5VX Joined	8V	8V Joined	
Up to and incl. 475	0.5	1.2					1.0
Over 475 to and incl. 710	0.8	1.4	1.0	2.1			1.2
Over 710 to and incl. 1060	0.8	1.4	1.0	2.1	1.5	3.4	1.5
Over 1060 to and incl. 1250	0.8	1.4	1.0	2.1	1.5	3.4	1.8
Over 1250 to and incl. 1700	0.8	1.4	1.0	2.1	1.5	3.4	2.2
Over 1700 to and incl. 2000			1.0	2.1	1.8	3.6	2.5
Over 2000 to and incl. 2360			1.2	2.4	1.8	3.6	3.0
Over 2360 to and incl. 2650			1.2	2.4	1.8	3.6	3.2
Over 2650 to and incl. 3000			1.2	2.4	1.8	3.6	3.5
Over 3000 to and incl. 3550			1.2	2.4	2.0	4.0	4.0
Over 3550 to and incl. 3750					2.0	4.0	4.5
Over 3750 to and incl. 5000					2.0	4.0	5.5

To Determine the Need for Dynamic Balance

STATIC BALANCING – Both stock and Made-to-Order sheaves and pulleys are given a careful static balance for normal speeds. they will operate safely at belt speeds up to 6,500 feet per minute, but at speeds over 5,000 feet per minute and at any speed where vibration is a problem, dynamic balancing is recommended

This chart shows the maximum speed limit (in rpm) for a standard statically balanced sheave by a given diameter and face width. To exceed this speed limit it is recommended the sheave be dynamically balanced. This information can also be used for pulleys.



EXAMPLE: A 10" diameter 2" wide sheave or pulley is recommended to be dynamically balanced (balanced in two planes) at 3450 rpm and above. Below 3450 rpm a static balance (balanced in one plane) is sufficient.

WARNING: When belt speeds exceed 6500 feet per minute special materials must be used; consult *Martin* for special design requirements.

Made-To-Order Sheaves

Martin has the capacity to produce a wide range of Made-To-Order Sheaves. These sheaves meet the same quality standards as our stock line of QD and Taper Bushed Sheaves.

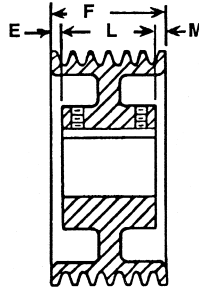
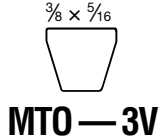
Since Made-To-Order Sheaves can be manufactured to meet most customer requirements, the following pages give standard dimensions for Made-To-Order Sheaves. *Martin* can alter these dimensions such as hub location, length through bore, to meet desired requirements. These sheaves are normally Bored-To-Size and are furnished with standard keyway and two set screws as indicated. However, most Made-To-Order Sheaves can be furnished in QD or Taper Bushed style hubs. Also, *Martin* can furnish Made-To-Order Sheaves in a split construction. Consult factory with specific requirements.



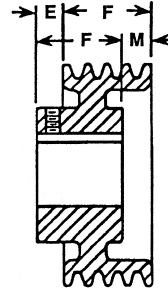
Made-To-Order Sheaves

Martin

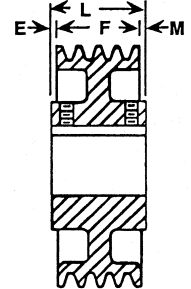
V-BELT DRIVES



TYPE A



TYPE D



TYPE C

O.D. ■ Range	1 — Groove, F = ◆				2 — Groove, F = ○				3 — Groove, F = 1½			
	Type	L	E	M	Type	L	E	M	Type	L	E	M
2.65-4.9	D	1½	⅝	—	D	1½	⅝	¾	D	1½	⅝	½
5.0-10.9	D	1½	⅝	⅜	C	1¾	⅝	½	D	1¾	⅝	⅜
11.0-13.9	C	1¾	⅝	⅜	C	2¼	⅝	½	C	2¼	⅝	⅜
14.0-16.9	C	1¾	⅝	⅜	C	2¼	⅝	½	C	2½	⅝	⅜
17.0-24.9	C	1¾	⅝	⅜	C	2½	⅝	⅝	C	3	⅝	⅜
25.0-33.5	C	1¾	⅝	⅜	C	2½	⅝	⅝	C	3¼	⅝	⅜

O.D. ■ Range	4 — Groove, F = 1¾				5 — Groove, F = 2⅝				6 — Groove, F = 2¾			
	Type	L	E	M	Type	L	E	M	Type	L	E	M
2.65-4.9	D	1½	⅝	29/32	D	2¼	⅝	11/16	D	2¼	⅝	1¾
5.0-6.9	D	1¾	⅝	25/32	D	2¼	⅝	11/16	D	2¼	⅝	1¾
7.0-10.9	D	2¼	⅝	⅝	D	2¼	⅝	11/16	D	2½	⅝	27/32
11.0-20.9	D	2½	⅝	½	C	3	⅝	1/16	D	3	⅝	11/32
21.0-29.9	C	3	25/64	25/64	C	3¼	½	7/16	C	3½	25/64	25/64
30.0-33.5	C	3½	5/64	5/64	C	3½	19/32	19/32	C	4	41/64	41/64

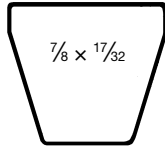
O.D. ■ Range	8 — Groove, F = 317/32				10 — Groove, F = 411/32				12 — Groove, F = 53/32			
	Type	L	E	M	Type	L	E	M	Type	L	E	M
4.0-4.9	D	2¼	⅝	129/32	D	2½	⅝	215/32	D	3½	⅝	2¾
5.0-6.9	D	2½	⅝	127/32	D	2½	⅝	215/32	D	3½	⅝	2¾
7.0-13.9	D	3	⅝	1¾	D	3¼	⅝	129/32	D	3½	⅝	2¾
14.0-16.9	D	3½	⅝	21/32	D	3½	⅝	115/32	D	3½	⅝	2¾
17.0-20.9	C	4	⅝	⅝	D	4	⅝	31/32	D	4	⅝	129/32
21.0-33.5	C	4½	31/64	31/64	C	4½	5/64	5/64	A	4½	21/64	21/64

O.D. ■ Range	14 — Groove, F = 531/32				16 — Groove, F = 623/32				18 — Groove, F = 719/32			
	Type	L	E	M	Type	L	E	M	Type	L	E	M
4.0-8.9	D	3	⅝	3¾	D	4	⅝	315/32	D	4	⅝	4¾
9.0-16.9	D	3	⅝	3¾	D	4	⅝	315/32	D	4	⅝	4¾
17.0-20.9	D	4	⅝	215/32	D	4½	⅝	229/32	D	4½	⅝	229/32
21.0-24.9	A	4	25/64	25/64	A	4½	15/64	15/64	A	4½	135/64	135/64
25.0-29.9	A	4	25/64	25/64	A	4½	15/64	15/64	A	4½	135/64	135/64
30.0-33.5	A	5	31/64	31/64	A	5	27/64	27/64	A	5	115/64	115/64

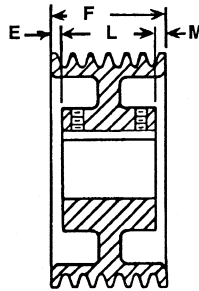
■ P.D. = O.D. - .05"

◆ 1/16" for 2.65-10.9 O.D., 13/16" for 11.0-16.9 O.D., 1" for 17.0-24.9 O.D., 1¼" for 25.0-33.5 O.D.

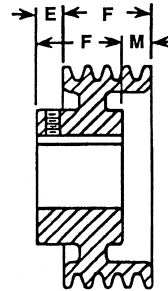
○ 13/32" for 2.65-16.9 O.D., 1¼" for 17.0-33.5 O.D.



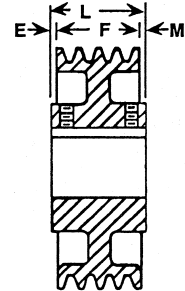
MTO — 5V



TYPE A



TYPE D



TYPE C

O.D. ■ Range	2 — Groove, F = 1 ¹ / ₁₆				3 — Groove, F = 2%				4 — Groove, F = 3 ¹ / ₁₆			
	Type	L	E	M	Type	L	E	M	Type	L	E	M
7.0-10.9	D	2 ¹ / ₄	⁷ / ₈	³ / ₁₆	D	2 ¹ / ₂	⁷ / ₈	³ / ₁₆	D	3	⁷ / ₈	¹ / ₁₆
11.0-23.9	D	2 ¹ / ₄	⁷ / ₈	⁵ / ₁₆	D	3 ¹ / ₄	⁷ / ₈	—	D	3 ¹ / ₂	⁷ / ₈	⁷ / ₁₆
24.0-29.9	C	2 ¹ / ₂	¹ / ₂	¹ / ₂	C	3 ¹ / ₂	³ / ₁₆	³ / ₁₆	C	4	¹ / ₂	¹ / ₂
30.0-44.9	C	3 ¹ / ₂	² / ₂	² / ₂	C	4 ¹ / ₂	1 ¹ / ₁₆	1 ¹ / ₁₆	C	5 ¹ / ₄	1 ³ / ₂	1 ³ / ₂
45.0-75.0	C	5	1 ¹ / ₂	1 ¹ / ₂	C	5 ¹ / ₄	1 ¹ / ₁₆	1 ¹ / ₁₆	C	6	1 ¹ / ₂	1 ¹ / ₂

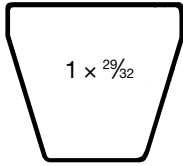
O.D. ■ Range	5 — Groove, F = 3 ³ / ₄				6 — Groove, F = 4 ⁷ / ₁₆				8 — Groove, F = 5 ¹ / ₁₆			
	Type	L	E	M	Type	L	E	M	Type	L	E	M
7.0-11.9	D	3 ³ / ₄	⁷ / ₈	1 ³ / ₈	D	3 ¹ / ₂	⁷ / ₈	1 ¹ / ₁₆	D	4	⁷ / ₈	2 ¹ / ₁₆
12.0-23.9	D	4	⁷ / ₈	³ / ₈	D	4	⁷ / ₈	1 ¹ / ₁₆	D	4 ¹ / ₂	⁷ / ₈	2 ³ / ₁₆
24.0-44.9	C	4 ¹ / ₂	³ / ₈	³ / ₈	C	5 ¹ / ₄	¹ / ₂	¹ / ₂	A	5 ¹ / ₂	³ / ₂	³ / ₂
45.0-52.9	C	5 ¹ / ₂	³ / ₄	³ / ₄	C	6	² / ₂	² / ₂	C	6	³ / ₂	³ / ₂
53.0-75.9	C	6 ¹ / ₂	1 ³ / ₈	1 ³ / ₈	C	6 ¹ / ₂	1 ¹ / ₂	1 ¹ / ₂	C	6 ¹ / ₂	1 ¹ / ₂	1 ¹ / ₂

O.D. ■ Range	10 — Groove, F = 7 ⁷ / ₁₆				12 — Groove, F = 8 ⁸ / ₁₆				14 — Groove, F = 9 ¹ / ₁₆			
	Type	L	E	M	Type	L	E	M	Type	L	E	M
9.0-23.9	D	4 ¹ / ₄	⁷ / ₈	3 ³ / ₂	D	5	⁷ / ₈	4 ¹ / ₁₆	D	6	⁷ / ₈	4 ¹ / ₁₆
24.0-36.9	A	4 ¹ / ₂	1 ¹ / ₂	1 ¹ / ₂	A	5 ¹ / ₂	1 ¹ / ₂	1 ¹ / ₂	A	6 ¹ / ₂	1 ³ / ₂	1 ³ / ₂
37.0-44.9	A	5 ¹ / ₂	² / ₂	² / ₂	A	6	1 ¹ / ₂	1 ¹ / ₂	A	7	1 ¹ / ₂	1 ¹ / ₂
45.0-52.9	A	6	¹ / ₂	¹ / ₂	A	6	1 ¹ / ₂	1 ¹ / ₂	A	7 ¹ / ₂	1 ¹ / ₂	1 ¹ / ₂
53.0-75.9	A	7	³ / ₂	³ / ₂	A	7	² / ₂	² / ₂	A	8	¹ / ₂	¹ / ₂

O.D. ■ Range	16 — Groove, F = 11 ¹ / ₁₆				18 — Groove, F = 12 ¹ / ₁₆				20 — Groove, F = 14 ¹ / ₁₆			
	Type	L	E	M	Type	L	E	M	Type	L	E	M
9.0-23.9	D	6 ¹ / ₂	⁷ / ₈	5 ¹ / ₁₆	D	7	⁷ / ₈	6 ¹ / ₁₆	D	8	⁷ / ₈	6 ¹ / ₁₆
24.0-36.9	A	7	2 ³ / ₂	1 ¹ / ₂	A	8	2 ¹ / ₂	2 ¹ / ₂	A	8 ¹ / ₂	2 ² / ₂	2 ² / ₂
37.0-44.9	A	7 ¹ / ₂	1 ³ / ₂	1 ³ / ₂	A	8 ¹ / ₂	2 ³ / ₂	2 ³ / ₂	A	9	2 ¹ / ₂	2 ¹ / ₂
45.0-52.9	A	8	1 ² / ₂	1 ² / ₂	A	9	1 ² / ₂	1 ² / ₂	A	9 ¹ / ₂	2 ² / ₂	2 ² / ₂
53.0-62.9	A	8 ¹ / ₂	1 ¹ / ₂	1 ¹ / ₂	A	9 ¹ / ₂	1 ¹ / ₂	1 ¹ / ₂	A	10	2 ² / ₂	2 ² / ₂
63.0-75.0	A	9	1 ¹ / ₂	1 ¹ / ₂	A	10 ¹ / ₂	1 ¹ / ₂	1 ¹ / ₂	A	12	1 ¹ / ₂	1 ¹ / ₂

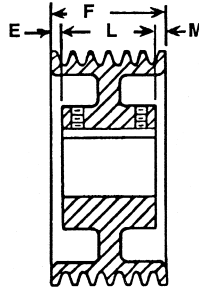
■ P.D. = O.D. - .10"

Made-To-Order Sheaves

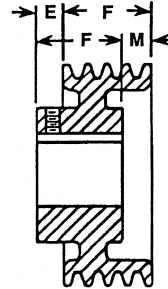


MTO — 8V

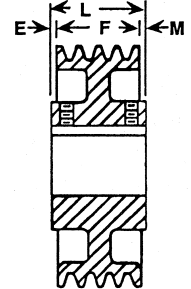
V-BELT DRIVES



TYPE A



TYPE D



TYPE C

O.D. ■ Range	4 — Groove, F = 4%				5 — Groove, F = 6				7 — Groove, F = 7%			
	Type	L	E	M	Type	L	E	M	Type	L	E	M
13.0-26.9	D	5	1 1/8	1	D	5 1/2	1 1/8	1 1/8	D	6	1 1/8	2 1/4
27.0-39.9	D	5 1/2	3/16	3/16	C	6	0	0	A	7	1/16	1/16
40.0-57.9	C	6	3/16	3/16	C	7	1/2	1/2	C	7 1/2	3/16	3/16
58.0-69.9	C	7	1 1/16	1 1/16	C	8	0	0	C	8	7/16	7/16
70.0-81.9	C	8	1 1/16	1 1/16	C	8 1/4	1 1/4	1 1/4	C	9	15/16	15/16
82.0-85.0	C	8 1/2	1 1/16	1 1/16	C	9	1 1/2	1 1/2	C	10	1 1/16	1 1/16

O.D. ■ Range	8 — Groove, F = 9%				10 — Groove, F = 11%				12 — Groove, F = 13%			
	Type	L	E	M	Type	L	E	M	Type	L	E	M
13.0-29.9	D	6 1/2	1 1/8	4	D	7	1 1/8	5/8	D	8	1 1/8	7
30.0-39.9	A	7 1/2	1 1/16	1 1/16	A	8	1 1/16	1 1/16	A	8 1/2	2 1/16	2 1/16
40.0-57.9	A	8	1 1/16	1 1/16	A	9	1 1/16	1 1/16	A	9 1/2	2 1/16	2 1/16
58.0-69.9	A	9	3/16	3/16	A	9 1/2	1 1/16	1 1/16	A	10	1 1/16	1 1/16
70.0-81.9	C	9 1/2	1/16	1/16	A	10	1 1/16	1 1/16	A	11	1 1/16	1 1/16
82.0-85.0	C	10	5/16	5/16	A	11	5/16	5/16	A	12	1 1/16	1 1/16

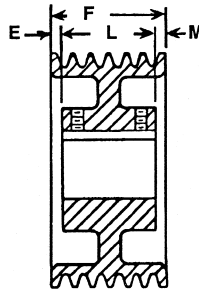
O.D. ■ Range	14 — Groove, F = 16%				16 — Groove, F = 18%				18 — Groove, F = 20%			
	Type	L	E	M	Type	L	E	M	Type	L	E	M
13.0-29.9	D	9 1/4	1 1/8	7/8	D	10 1/2	1 1/8	9	D	16 1/2	1 1/8	5 1/4
30.0-39.9	A	9	3 3/16	3 3/16	A	10	4 3/16	4 3/16	A	12	4 3/16	4 3/16
40.0-57.9	A	10	3 3/16	3 3/16	A	10 1/2	3 3/16	3 3/16	A	12 1/2	4 3/16	4 3/16
58.0-69.9	A	11	2 3/16	2 3/16	A	11	3 1/16	3 1/16	A	13	3 3/16	3 3/16
70.0-81.9	A	12	2 3/16	2 3/16	A	12	3 3/16	3 3/16	A	14	3 3/16	3 3/16
82.0-85.0	A	13	1 1/16	1 1/16	A	13	2 1/16	2 1/16	A	15	2 3/16	2 3/16

O.D. ■ Range	20 — Groove, F = 22%				22 — Groove, F = 25%				24 — Groove, F = 27%			
	Type	L	E	M	Type	L	E	M	Type	L	E	M
13.0-29.9	D	18	1 1/8	6	D	19	1 1/8	7/8	D	22	1 1/8	6 1/2
30.0-39.9	A	13 1/2	4 1/16	4 1/16	A	20 1/2	2 1/16	2 1/16	A	22	2 1/16	2 1/16
40.0-57.9	A	14	4 3/16	4 3/16	A	15	5 3/16	5 3/16	A	23	2 3/16	2 3/16
58.0-69.9	A	14 1/2	4 3/16	4 3/16	A	16	4 3/16	4 3/16	A	17	5 3/16	5 3/16
70.0-81.9	A	15	3 3/16	3 3/16	A	16 1/2	4 3/16	4 3/16	A	17 1/2	4 3/16	4 3/16
82.0-85.0	A	16	3 3/16	3 3/16	A	17	4 3/16	4 3/16	A	18	4 3/16	4 3/16

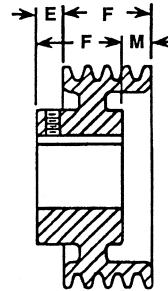
■ P.D. = O.D. - .20"



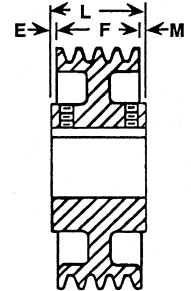
MTO — A



TYPE A



TYPE D



TYPE C

O.D. ■ Range	1 — Groove, F = ◆				2 — Groove, F = 1%				3 — Groove, F = 2			
	Type	L	E	M	Type	L	E	M	Type	L	E	M
3.0-6.9	D	1%	%	—	D	1%	%	%	D	1½	%	1¼
7.0-11.9	D	1%	%	½	D	2	%	—	D	2	%	%
12.0-20.9	C	2	%	%	D	2	%	—	D	2	%	%
21.0-25.0	C	2	½	½	C	2	%	%	C	2½	¼	¼

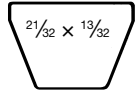
O.D. ■ Range	4 — Groove, F = 2½				5 — Groove, F = 3¼				6 — Groove, F = 3½			
	Type	L	E	M	Type	L	E	M	Type	L	E	M
3.0-6.9	D	2	%	1¼	D	2½	%	1%	D	2¾	%	1¼
7.0-14.9	A	2	%	1¼	D	2½	%	1%	D	2¾	%	1¼
15.0-20.9	A	2½	%	%	D	3	%	¾	D	3¾	%	1
21.0-25.0	A	2½	¼	¼	A	3	¼	¼	A	3¾	%	%

O.D. ■ Range	7 — Groove, F = 4½				8 — Groove, F = 5½				10 — Groove, F = 6½			
	Type	L	E	M	Type	L	E	M	Type	L	E	M
3.0-6.9	D	3	%	2½	D	3½	%	2¼	D	3½	%	3½
7.0-14.9	D	3	%	2½	D	3½	%	2¼	D	3½	%	3½
15.0-20.9	D	3½	%	1½	D	4	%	1¼	D	4	%	3
21.0-25.0	A	3½	½	½	A	4	%	%	A	4	1½	1½

■ P.D. = O.D. + .25"

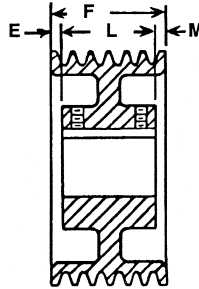
◆ ¾" for 3.0-6.9 P.D., ⅝" for 7.0-11.9 P.D., 1" for 12.0-25.0 P.D.

Made-To-Order Sheaves

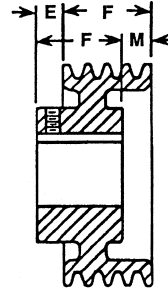


MTO — B

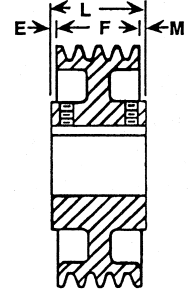
V-BELT DRIVES



TYPE A



TYPE D



TYPE C

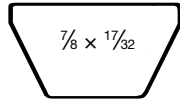
O.D. ■ Range	2 — Groove, F = 1%				3 — Groove, F = 2%				4 — Groove, F = 3%			
	Type	L	E	M	Type	L	E	M	Type	L	E	M
5.0-6.9	D	2 1/4	7/8	3/8	D	2 1/2	7/8	7/8	D	3	7/8	1 1/8
7.0-20.9	D	2 1/4	7/8	3/8	D	2 1/2	7/8	7/8	D	3	7/8	1 1/8
21.0-39.0	C	3	3/4	3/8	C	3	1/2	1/2	C	3 1/2	1/2	1/2

O.D. ■ Range	5 — Groove, F = 4				6 — Groove, F = 4%				7 — Groove, F = 5 1/2			
	Type	L	E	M	Type	L	E	M	Type	L	E	M
5.0-8.9	D	3	7/8	1 1/8	D	3	7/8	2%	D	3	7/8	3%
9.0-20.9	D	3	7/8	1 1/8	D	3 1/2	7/8	2 1/8	D	3 1/2	7/8	2%
21.0-29.9	A	3 1/2	1/2	1/2	A	3 1/2	3/4	3/4	A	4	3/4	3/4
30.0-38.0	A	4	—	—	A	4	3/4	3/4	A	4 1/2	1/2	1/2

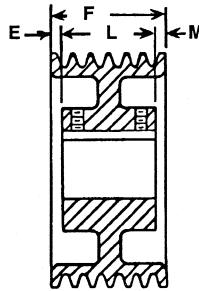
O.D. ■ Range	8 — Groove, F = 6%				9 — Groove, F = 7				10 — Groove, F = 7 1/4			
	Type	L	E	M	Type	L	E	M	Type	L	E	M
5.0-8.9	D	3 1/2	7/8	3%	D	3 1/2	7/8	4%	D	4	7/8	4%
9.0-20.9	D	4	7/8	3 1/8	D	4	7/8	3 3/8	D	4 1/2	7/8	4%
21.0-24.9	A	4 1/2	7/8	7/8	A	5	1	1	A	5 1/2	1 1/8	1 1/8
25.0-38.0	A	5	3/4	3/4	A	5 1/2	3/4	3/4	A	6	7/8	7/8

O.D. ■ Range	12 — Groove, F = 9%				13 — Groove, F = 10				14 — Groove, F = 10 3/4			
	Type	L	E	M	Type	L	E	M	Type	L	E	M
5.0-8.9	D	5 1/2	7/8	4%	D	6	7/8	4%	D	6 1/2	7/8	5%
9.0-20.9	D	5 1/2	7/8	4%	D	6	7/8	4%	D	6 1/2	7/8	5%
21.0-24.9	A	5 1/2	1 1/8	1 1/8	A	6	2	2	A	6 1/2	2 1/8	2 1/8
25.0-29.9	A	6	1 1/8	1 1/8	A	6 1/2	1 1/8	1 1/8	A	7	1 1/8	1 1/8
30.0-38.0	A	6 1/2	1 1/8	1 1/8	A	7	1 1/2	1 1/2	A	7 1/2	1 1/8	1 1/8

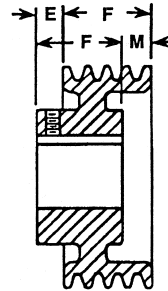
■ P.D. = O.D. + .35"



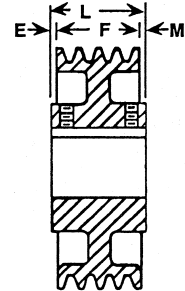
MTO—C



TYPE A



TYPE D



TYPE C

O.D. ■ Range	3 — Groove, F = 3%				4 — Groove, F = 4%				5 — Groove, F = 5%			
	Type	L	E	M	Type	L	E	M	Type	L	E	M
9.0-15.9	D	2½	⅞	1¾	D	3	⅞	2¼	D	3½	⅞	2¾
16.0-23.9	D	3	⅞	1¾	D	3½	⅞	1¾	D	4	⅞	2¼
24.0-35.9	A	3½	⅞	⅞	A	3½	⅞	⅞	A	4	1¼	1¼
36.0-43.9	A	4	⅞	⅞	C	4½	⅞	⅞	A	5	⅞	⅞
44.0-55.0	A	4½	⅞	⅞	C	5	⅞	⅞	C	5½	⅞	⅞
56.0-64.0	A	5	1¼	1¼	C	5½	⅞	⅞	C	6	⅞	⅞

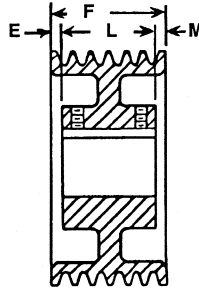
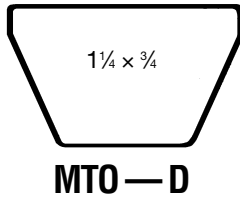
O.D. ■ Range	6 — Groove, F = 6%				7 — Groove, F = 7%				8 — Groove, F = 8%			
	Type	L	E	M	Type	L	E	M	Type	L	E	M
9.0-15.9	D	3½	⅞	3¼	D	4	⅞	4¼	D	5	⅞	5¼
16.0-23.9	D	4	⅞	3¼	D	4½	⅞	3¾	D	5½	⅞	4¾
24.0-35.9	A	4½	1⅞	1⅞	A	5	1⅞	1⅞	A	5½	1⅞	1⅞
36.0-43.9	A	5	1⅞	1⅞	A	5½	1⅞	1⅞	A	6½	1⅞	1⅞
44.0-55.0	A	5½	⅞	⅞	A	6	1⅞	1⅞	A	7	1⅞	1⅞
56.0-64.0	A	6	⅞	⅞	A	6½	⅞	⅞	A	7½	1⅞	1⅞

O.D. ■ Range	9 — Groove, F = 9%				10 — Groove, F = 10%				11 — Groove, F = 11%			
	Type	L	E	M	Type	L	E	M	Type	L	E	M
9.0-15.9	D	5	⅞	5¼	D	6	⅞	5¼	D	7	⅞	5¼
16.0-23.9	D	5½	⅞	4¾	D	6½	⅞	4¾	D	7½	⅞	4¾
24.0-35.9	A	6	1⅞	1⅞	A	7	1⅞	1⅞	A	8	1⅞	1⅞
36.0-43.9	A	6½	1⅞	1⅞	A	7½	1⅞	1⅞	A	8½	1⅞	1⅞
44.0-55.0	A	7	1⅞	1⅞	A	8	1⅞	1⅞	A	9	1⅞	1⅞
56.0-64.0	A	7½	1⅞	1⅞	A	8½	1⅞	1⅞	A	9½	1⅞	1⅞

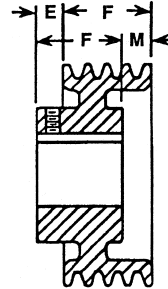
O.D. ■ Range	12 — Groove, F = 12%				13 — Groove, F = 13%				14 — Groove, F = 14%			
	Type	L	E	M	Type	L	E	M	Type	L	E	M
9.0-15.9	D	7	⅞	6¼	D	8	⅞	6¼	D	8	⅞	7¼
16.0-23.9	D	7½	⅞	5¾	D	8	⅞	6¼	D	8	⅞	7¼
24.0-35.9	A	8	2⅞	2⅞	A	8½	2⅞	2⅞	A	8½	2⅞	2⅞
36.0-43.9	A	8½	1⅞	1⅞	A	9	2⅞	2⅞	A	9	2⅞	2⅞
44.0-55.0	A	9	1⅞	1⅞	A	9½	1⅞	1⅞	A	9½	2⅞	2⅞
56.0-64.0	A	9½	1⅞	1⅞	A	10	1⅞	1⅞	A	10	2⅞	2⅞

■ P.D. = O.D. + .40"

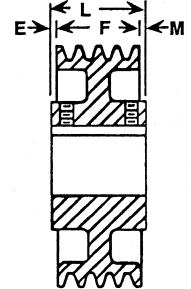
Made-To-Order Sheaves



TYPE A



TYPE D



TYPE C

O.D. ■ Range	3 — Groove, F = 4%				4 — Groove, F = 6 1/16				5 — Groove, F = 7%			
	Type	L	E	M	Type	L	E	M	Type	L	E	M
13.0-26.9	D	4	1	1 5/8	D	4	1	3 1/16	D	4 1/2	1	4
27.0-39.9	A	4	3/16	3/16	A	4 1/2	2 5/32	2 5/32	D	5 1/2	1	1
40.0-57.9	C	5	3/16	3/16	A	5 1/2	5/32	5/32	A	6 1/2	1/2	1/2
58.0-69.9	C	5 1/2	7/16	7/16	A	6	1/32	1/32	A	7	1/4	1/4
70.0-81.9	C	6	1 1/16	1 1/16	C	6 1/2	7/32	7/32	A	7 1/2	—	—
82.0-85.0	C	6 1/2	1 5/16	1 5/16	C	7	1 5/32	1 5/32	C	8	1/4	1/4

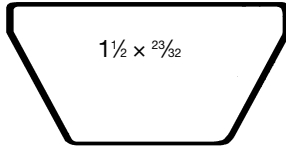
O.D. ■ Range	6 — Groove, F = 8 15/16				7 — Groove, F = 10%				8 — Groove, F = 11 13/16			
	Type	L	E	M	Type	L	E	M	Type	L	E	M
13.0-26.9	D	5	1	4 15/16	D	5 1/2	1	5 5/8	D	6	1	6 1/16
27.0-39.9	A	6	1 1 5/32	1 1 5/32	A	7	1 1 1/16	1 1 1/16	A	7 1/2	2 3/32	2 3/32
40.0-57.9	C	7	3 1/32	3 1/32	A	8	1 1/16	1 1/16	A	8 1/2	1 1/32	1 1/32
58.0-69.9	C	7 1/2	2 3/32	2 3/32	A	8 1/2	1 5/16	1 5/16	A	9	1 1 1/32	1 1 1/32
70.0-81.9	C	8	1 5/32	1 5/32	A	9	1 1/16	1 1/16	A	9 1/2	1 1 3/32	1 1 3/32
82.0-85.0	C	8 1/2	7/32	7/32	A	9 1/2	7/16	7/16	A	10	2 3/32	2 3/32

O.D. ■ Range	9 — Groove, F = 13%				10 — Groove, F = 14 1/16				11 — Groove, F = 16%			
	Type	L	E	M	Type	L	E	M	Type	L	E	M
13.0-17.9	D	7	1	7 1/4	D	8	1	7 11/16	D	13	1	4 3/8
18.0-26.9	D	7	1	7 1/4	D	8	1	7 11/16	D	9	1	8 1/8
27.0-39.9	A	8	2 3/8	2 3/8	A	9	2 2 3/32	2 2 3/32	A	9 1/2	3 3/16	3 3/16
40.0-57.9	A	9	2 1/2	2 1/2	A	10	2 1 1/32	2 1 1/32	A	10 1/2	2 3/16	2 3/16
58.0-69.9	A	10	1 3/8	1 3/8	A	10 1/2	2 3/32	2 3/32	A	11 1/2	2 3/16	2 3/16
70.0-85.0	A	10 1/2	1 3/8	1 3/8	A	11 1/2	1 1 3/32	1 1 3/32	A	12	2 1/16	2 1/16

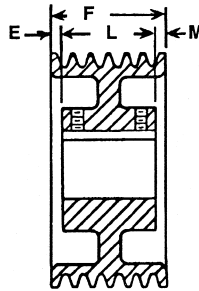
O.D. ■ Range	12 — Groove, F = 17 1/16				13 — Groove, F = 19				14 — Groove, F = 20 7/16			
	Type	L	E	M	Type	L	E	M	Type	L	E	M
13.0-17.9	D	14	1	4 3/16	D	15 1/2	1	4 1/2	D	16 1/2	1	4 15/16
18.0-26.9	D	10	1	8 1/16	A	10 1/2	1	9 1/2	D	16 1/2	1	4 15/16
27.0-39.9	A	10 1/2	3 7/32	3 7/32	A	11	4	4	A	12	4 3/32	4 3/32
40.0-57.9	A	11 1/2	3 3/32	3 3/32	A	12 1/2	3 3/4	3 3/4	A	13	3 3/32	3 3/32
58.0-69.9	A	12	2 2 3/32	2 2 3/32	A	13	3	3	A	13 3/4	3 1/32	3 1/32
70.0-85.0	A	13	2 3/32	2 3/32	A	13 1/2	2 3/4	2 3/4	A	14 1/2	2 3/32	2 3/32

■ P.D. = O.D. + .60"

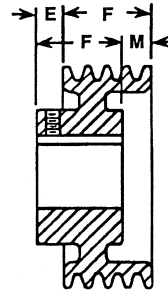
V-BELT DRIVES



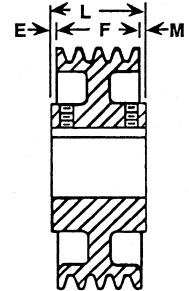
MTO — E



TYPE A



TYPE D



TYPE C

O.D. ■ Range	4 — Groove, F = 7 1/2				6 — Groove, F = 11				8 — Groove, F = 14 1/2			
	Type	L	E	M	Type	L	E	M	Type	L	E	M
21.0-26.9	D	5	1 1/8	3 3/8	D	7	1 1/8	5 1/8	D	9	1 1/8	6 3/8
27.0-45.9	A	6	3/8	3/8	A	7 1/2	1 1/8	1 1/8	A	9 1/2	2 1/8	2 1/8
46.0-57.9	A	6 1/2	1/2	1/2	A	8	1 1/8	1 1/8	A	10	2 1/8	2 1/8
58.0-73.9	A	7 1/2	0	0	A	8 1/2	1 1/8	1 1/8	A	10 1/2	2	2
74.0-83.9	A	7 3/4	0	0	A	9	1	1	A	11	1 1/8	1 1/8
84.0-85.0	C	8	1/4	1/4	A	9 1/2	3/8	3/8	A	11 1/2	1 1/8	1 1/8

O.D. ■ Range	10 — Groove, F = 18				12 — Groove, F = 21 1/2				14 — Groove, F = 25			
	Type	L	E	M	Type	L	E	M	Type	L	E	M
21.0-26.9	D	11	1 1/8	8 3/8	D	17	1 1/8	5 1/8	D	19	1 1/8	7 3/8
27.0-45.9	A	11	3 1/2	3 1/2	A	13	4 1/4	4 1/4	A	20 1/2	2 1/4	2 1/4
46.0-57.9	A	11 1/2	3 1/4	3 1/4	A	13 1/2	4	4	A	15	5	5
58.0-73.9	A	12	3	3	A	14	3 3/8	3 3/8	A	15 1/2	4 3/4	4 3/4
74.0-83.9	A	12 1/2	2 3/4	2 3/4	A	14 1/2	3 1/2	3 1/2	A	16 1/2	4 1/4	4 1/4
84.0-85.0	A	13	2 1/2	2 1/2	A	15	3 1/4	3 1/4	A	16 1/2	4 1/4	4 1/4

■ P.D. = O.D. + .80"

V-Belt Drive Selection

PRIME MOVER: _____
 _____ Type & Description _____ Rated (Nameplate) HP _____ Shaft Size _____ RPM

DRIVEN COMPONENTS: _____
 _____ Type & Description _____ Expected Hours Service _____ Shaft Size _____ RPM

CENTER DISTANCE: _____
 _____ Maximum — Inches _____ Minimum — Inches _____ Nominal — Inches

Step 1: _____

$$\frac{\text{Design HP}}{\text{Prime Mover HP}} \times \frac{\text{Service Factor}}{\text{Service Factor}} = \frac{\text{Design HP}}{\text{Design HP}}$$

Step 2: _____ Belt Cross Section _____
 NOTE: If Prime Mover is electric motor, check minimum sheave diameter
 Minimum Sheave Diameter = _____

Step 3: _____

$$\frac{\text{Speed Ratio}}{\text{RPM Faster Shaft}} \div \frac{\text{RPM Slower Shaft}}{\text{RPM Slower Shaft}} = \frac{\text{Speed Ratio}}{\text{Speed Ratio}}$$

Step 4: From Rating Tables, determined by Belt Cross Section in Step 2, refer to proper Speed Ratio, then, reading across table determine:

- | | |
|---------------------------------------|---|
| A. _____
Prime Mover Sheave — Inch | D. _____
Center Distance — Inch |
| B. _____
Driven Sheave — Inch | E. _____
Belt Size (Cross Section & No.) |
| C. _____
Rated HP Per Belt | F. _____
Correction Factor |

Step 5: Number of Belts Required

- | | | | | |
|-------------------------------|---|----------------------------|---|----------------------------|
| A. _____
Rated HP Per Belt | × | _____
Correction Factor | = | _____
Corr. HP Per Belt |
| B. _____
Design HP | ÷ | _____
Corr. HP Per Belt | = | _____
Number Of Belts* |

*If number contains a fraction, round off to next largest whole number



V-Belt Drive Selection

PRIME MOVER: _____
 Type & Description Rated (Nameplate) HP Shaft Size RPM

DRIVEN COMPONENTS: _____
 Type & Description Expected Hours Service Shaft Size RPM

CENTER DISTANCE: _____
 Maximum — Inches Minimum — Inches Nominal — Inches

Step 1: _____

$$\frac{\text{Design HP}}{\text{Prime Mover HP}} \times \text{Service Factor} = \text{Design HP}$$

Step 2: Belt Cross Section NOTE: If Prime Mover is electric motor, check Minimum Sheave Diameter
 Minimum Sheave Diameter = _____

Step 3: _____

$$\frac{\text{Speed Ratio}}{\text{RPM Faster Shaft}} \div \text{RPM Slower Shaft} = \text{Speed Ratio}$$

Step 4: From Rating Tables, determined by Belt Cross Section in Step 2, refer to proper Speed Ratio, then, reading across table determine:

- A. _____
Prime Mover Sheave — Inch
- B. _____
Driven Sheave — Inch
- C. _____
Rated HP Per Belt
- D. _____
Center Distance — Inch
- E. _____
Belt Size (Cross Section & No.)
- F. _____
Correction Factor

Step 5: Number of Belts Required

- A. _____

$$\frac{\text{Rated HP Per Belt}}{\text{Correction Factor}} = \text{Corr. HP Per Belt}$$
- B. _____

$$\frac{\text{Design HP}}{\text{Corr. HP Per Belt}} = \text{Number Of Belts*}$$

*If number contains a fraction, round off to next largest whole number

V-Belt Drive Selection

PRIME MOVER: _____
 Type & Description Rated (Nameplate) HP Shaft Size RPM

DRIVEN COMPONENTS: _____
 Type & Description Expected Hours Service Shaft Size RPM

CENTER DISTANCE: _____
 Maximum — Inches Minimum — Inches Nominal — Inches

Step 1: _____

$$\frac{\text{Design HP}}{\text{Prime Mover HP}} \times \text{Service Factor} = \text{Design HP}$$

Step 2: Belt Cross Section NOTE: If Prime Mover is electric motor, check Minimum Sheave Diameter

Minimum Sheave Diameter = _____

Step 3: _____

$$\frac{\text{Speed Ratio}}{\text{RPM Faster Shaft}} \div \text{RPM Slower Shaft} = \text{Speed Ratio}$$

Step 4: From Rating Tables, determined by Belt Cross Section in Step 2, refer to proper Speed Ratio, then, reading across table determine:

- | | |
|---------------------------------------|---|
| A. _____
Prime Mover Sheave — Inch | D. _____
Center Distance — Inch |
| B. _____
Driven Sheave — Inch | E. _____
Belt Size (Cross Section & No.) |
| C. _____
Rated HP Per Belt | F. _____
Correction Factor |

Step 5: Number of Belts Required

- | | | | | |
|-------------------------------|---|----------------------------|---|----------------------------|
| A. _____
Rated HP Per Belt | × | _____
Correction Factor | = | _____
Corr. HP Per Belt |
| B. _____
Design HP | ÷ | _____
Corr. HP Per Belt | = | _____
Number Of Belts* |

*If number contains a fraction, round off to next largest whole number



AK / BK
Bored-To-Size



AK / BK
MST® (*Martin* Split Taper) Bushed



2AK / 2BK
Bored-To-Size



2AK / 2BK
MST® (*Martin* Split Taper) Bushed

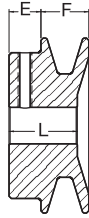
- Fractional Horsepower Sheaves for light duty applications.
- Single and double groove designs.
- Both Bored-To-Size and MST Bushed.
- Precision machined grooves.
- Statically balanced.

Call *Martin* for your made-to-order and large quantity requirements.

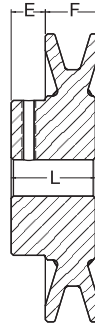
AK

Single Groove FHP Sheaves Bored-To-Size

Martin



TYPE A
Solid



TYPE B
Web



TYPE C
Arm / Spoke

V-BELT DRIVES

Dimensions in inches

Part Number	Diameter			Type	Stock Finished Bores Includes Keyway and Setscrew	F	E	L Thru Bore	Weight Lbs. (Approx.)
	OD	Datum A(4L) Belts	Pitch 3L Belts						
AK15	1.55	1.30	-	A	1/2 - 5/8	21/32	7/16	13/32	0.3
AK17	1.75	1.50	1.16	A	1/2 - 5/8	21/32	7/16	15/16	0.3
AK19	1.95	1.70	1.36	A	1/2 - 5/8 - 3/4 - 7/8	21/32	7/16	15/16	0.5
AK20	2.00	1.80	1.46	A	1/2 - 5/8 - 3/4 -	21/32	7/16	15/16	0.5
AK21	2.10	1.90	1.56	A	1/2 - 5/8 - 3/4 -	21/32	7/16	15/16	0.5
AK22	2.20	2.00	1.66	A	1/2 - 5/8 - 3/4 - 7/8	21/32	7/16	15/16	0.6
AK23	2.30	2.10	1.76	A	1/2 - 5/8 - 3/4 -	21/32	7/16	15/16	0.6
AK24	2.40	2.20	1.86	A	1/2 - 5/8 - 3/4 - 7/8 - - 1	21/32	7/16	15/16	0.6
AK25	2.50	2.30	1.96	B	1/2 - 5/8 - 3/4 - 7/8 - -	21/32	7/16	15/16	0.7
AK26	2.60	2.40	2.06	B	1/2 - 5/8 - 3/4 - - -	21/32	7/16	15/16	0.7
AK27	2.70	2.50	2.16	B	1/2 - 5/8 - 3/4 - - - 1	21/32	7/16	15/16	0.8
AK28	2.80	2.60	2.26	B	1/2 - 5/8 - 3/4 - 7/8 - -	21/32	7/16	15/16	0.8
AK30	3.05	2.80	2.46	B	1/2 - 5/8 - 3/4 - 7/8 - - 1	21/32	7/16	15/16	0.9
AK32	3.25	3.00	2.66	B	1/2 - 5/8 - 3/4 - 7/8 - - 1	21/32	7/16	15/16	1.0
AK34	3.45	3.20	2.86	B	1/2 - 5/8 - 3/4 - 7/8 - - 1	21/32	7/16	15/16	1.1
AK35	3.55	3.30	2.96	B	1/2 - 5/8 - 3/4 - 7/8 - - 1	21/32	7/16	15/16	1.2
AK39	3.75	3.50	3.16	B	1/2 - 5/8 - 3/4 - 7/8 - 15/16 - 1	3/4	15/32	15/32	1.6
AK41	3.95	3.70	3.36	B	1/2 - 5/8 - 3/4 - 7/8 - 15/16 - 1 - 1 1/8	3/4	15/32	15/32	1.6
AK44	4.25	4.00	3.66	C	1/2 - 5/8 - 3/4 - 7/8 - 15/16 - 1 - 1 1/8	3/4	15/32	15/32	1.9
AK46	4.45	4.20	3.86	C	1/2 - 5/8 - 3/4 - 7/8 - 15/16 - 1 - 1 1/8	3/4	15/32	15/32	2.0
AK49	4.75	4.50	4.16	C	1/2 - 5/8 - 3/4 - 7/8 - 15/16 - 1 - 1 1/8	3/4	15/32	15/32	2.1
AK51	4.95	4.70	4.36	C	1/2 - 5/8 - 3/4 - 7/8 - 15/16 - 1 - 1 1/8	3/4	15/32	15/32	2.2
AK54	5.25	5.00	4.66	C	1/2 - 5/8 - 3/4 - 7/8 - 15/16 - 1 - 1 1/8 - 1 1/16	3/4	15/32	15/32	2.4
AK56	5.45	5.20	4.86	C	1/2 - 5/8 - 3/4 - 7/8 - 15/16 - 1 - 1 1/8 - 1 1/16	3/4	15/32	15/32	2.5
AK59	5.75	5.50	5.16	C	1/2 - 5/8 - 3/4 - 7/8 - 15/16 - 1 - 1 1/8 - 1 1/16	3/4	15/32	15/32	2.7
AK61	5.95	5.70	5.36	C	1/2 - 5/8 - 3/4 - 7/8 - 15/16 - 1 - 1 1/8 - 1 1/16	3/4	15/32	15/32	2.8
AK64	6.25	6.00	5.66	C	1/2 - 5/8 - 3/4 - 7/8 - 15/16 - 1 - 1 1/8 - 1 1/16	3/4	15/32	15/32	3.0
AK66	6.45	6.20	5.86	C	- 5/8 - 3/4 - - - - 1 - 1 1/8 -	3/4	15/32	15/32	3.0
AK69	6.75	6.50	6.16	C	- - 3/4 - - - - - 1 - 1 1/8 -	3/4	15/32	15/32	3.7
AK71	6.95	6.70	6.36	C	1/2 - 5/8 - 3/4 - - - - 1 - 1 1/8 - - - 1 1/16	3/4	23/32	11 5/32	4.3
AK74	7.25	7.00	6.66	C	1/2 - 5/8 - 3/4 - - - 15/16 - 1 - 1 1/8 - 1 1/16 - 1 1/4 - - - 1 1/16	3/4	23/32 *	11 5/32	4.5
AK79	7.75	7.50	7.16	C	- - - 3/4 - - - - 1 - 1 1/8 - - - - 1 1/16	3/4	23/32	11 5/32	4.7
AK81	7.95	7.70	7.36	C	- - 5/8 - 3/4 - - - - 1 - - - 1 1/16 - - - -	3/4	23/32	11 5/32	4.7
AK84	8.25	8.00	7.66	C	1/2 - 5/8 - 3/4 - - - 15/16 - 1 - - - 1 1/16 - - - - 1 1/16	3/4	23/32 *	11 5/32	5.0
AK89	8.75	8.50	8.16	C	- - - 3/4 - - - - 1 - 1 1/8 - - - - 1 1/16	3/4	23/32	11 5/32	5.2
AK91	8.95	8.70	8.36	C	- - - 3/4 - - - - 1 - - - - - - - - -	3/4	23/32	11 5/32	5.2
AK94	9.25	9.00	8.66	C	1/2 - 5/8 - 3/4 - - - 15/16 - 1 - - - 1 1/16 - 1 1/4 - - - 1 1/16	3/4	23/32 *	11 5/32	5.5
AK99	9.75	9.50	9.16	C	- - - 3/4 - - - - 1 - - - - - - - - - 1 1/16	3/4	23/32 *	11 5/32	5.7
AK104	10.25	10.00	9.66	C	- 5/8 - 3/4 - - - - 1 - - - 1 1/16 - 1 1/4 - 1 3/8 - 1 1/16	3/4	23/32	11 5/32	5.9
AK109	10.75	10.50	10.16	C	- - 3/4 - - - - 1 - - - - - 1 3/8 - 1 1/16	3/4	23/32	11 5/32	6.1
AK114	11.25	11.00	10.66	C	- - 3/4 - - - - 1 - - - 1 1/16 - - - - 1 1/16	3/4	23/32 *	11 5/32	6.7
AK124	12.25	12.00	11.66	C	- 5/8 - 3/4 - - - - 1 - - - 1 1/16 - 1 1/4 - - - 1 1/16	3/4	23/32 *	11 5/32	7.3
AK134	13.25	13.00	12.66	C	- 1 1/4 - 3/4 - - - - 1 - - - 1 1/16 - - - 1 3/8 - 1 1/16	3/4	23/32	11 5/32	8.2
AK144	14.25	14.00	13.66	C	- 3/4 - - - - 1 - - - 1 1/16 - - - - 1 1/16	3/4	23/32	11 5/32	8.7
AK154	15.25	15.00	14.66	C	- 3/4 - - - - 1 - - - - - - - - - 1 1/16	3/4	23/32	11 5/32	9.7
AK184	18.25	18.00	17.66	C	- 3/4 - - - - 1 - - - 1 1/16 - - - - 1 1/16	3/4	23/32	11 5/32	11.8

* E = 25/32 FOR BORE SIZES <= 1
1/2" Bore - setscrew only - no keyway

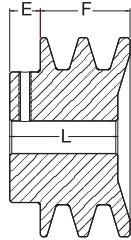


Two Groove FHP Sheaves Bored-To-Size

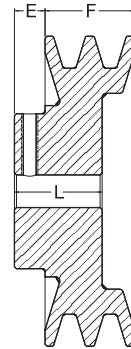
2AK

Keyway Dimensions Inch Bore

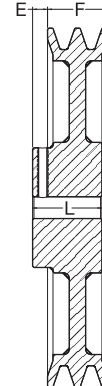
Diameter Of Shaft	Keyway Width X Depth
1/2	NONE
5/8 - 7/8	3/16 X 3/32
15/16 - 1-1/4	1/4 X 1/8
1-5/16 - 1-3/8	5/16 X 5/32
1-7/16 - 1-3/4	3/8 X 3/16



TYPE A
Solid



TYPE B
Web



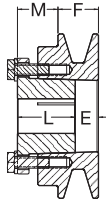
TYPE C
Arm / Spoke

Dimensions in inches

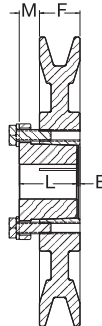
Part Number	Diameter			Type	Stock Finished Bores Includes Keyway and Setscrew	F	E	L Thru Bore	Weight Lbs. (Approx.)
	OD	Datum A(4L) Belts	Pitch 3L Belts						
2AK20	2.00	1.80	1.46	A	1/2 - 5/8 - 3/4	1 3/8	1 5/32	1 21/32	0.8
2AK21	2.15	1.90	1.56	A	1/2 - 5/8 - 3/4	1 3/8	1 5/32	1 21/32	0.9
2AK22	2.25	2.00	1.66	A	1/2 - 5/8 - 3/4 - 7/8 - - 1	1 3/8	1 5/32	1 21/32	1.1
2AK23	2.35	2.10	1.76	A	- 5/8 - 3/4 - 7/8 - - 1	1 3/8	1 5/32	1 21/32	1.2
2AK25	2.55	2.30	1.96	A	- 5/8 - 3/4 - 7/8 - - 1	1 3/8	1 5/32	1 21/32	1.4
2AK26	2.65	2.40	2.06	A	- 5/8 - 3/4 - 7/8 - - 1	1 3/8	1 5/32	1 21/32	1.5
2AK27	2.75	2.50	2.16	A	- 5/8 - 3/4 - 7/8 - - 1	1 3/8	1 5/32	1 21/32	1.6
2AK28	2.85	2.60	2.26	A	- 5/8 - 3/4 - 7/8 - - 1	1 3/8	1 5/32	1 21/32	1.7
2AK30	3.05	2.80	2.46	A	1/2 - 5/8 - 3/4 - 7/8 - - 1 - 1 1/8	1 3/8	1 5/32	1 21/32	2.0
2AK32	3.25	3.00	2.66	A	5/8 - 3/4 - 7/8 - - 1 - 1 1/8	1 3/8	1 5/32	1 21/32	2.2
2AK34	3.45	3.20	2.86	A	5/8 - 3/4 - 7/8 - - 1 - 1 1/8	1 3/8	1 5/32	1 21/32	2.5
2AK39	3.75	3.50	3.16	B	5/8 - 3/4 - 7/8 - - 1 - 1 1/8	1 3/8	1 5/32	1 11/32	2.6
2AK41	3.95	3.70	3.36	B	5/8 - 3/4 - 7/8 - - 1 - 1 1/8	1 3/8	1 5/32	1 11/32	2.9
2AK44	4.25	4.00	3.66	B	5/8 - 3/4 - 7/8 - - 1 - 1 1/8	1 3/8	1 5/32	1 11/32	3.3
2AK46	4.45	4.20	3.86	B	5/8 - - 7/8 - - 1 - 1 1/8	1 3/8	1 5/32	1 11/32	3.6
2AK49	4.75	4.50	4.16	B	- 3/4 - 7/8 - - 1 - 1 1/8 - - 1 3/8	1 3/8	1 5/32	1 11/32	4.1
2AK51	4.95	4.70	4.36	B	- 3/4 - 7/8 - - 1 - 1 1/8 - - 1 3/8	1 3/8	1 5/32	1 11/32	4.5
2AK54	5.25	5.00	4.66	C	5/8 - 3/4 - 7/8 - - 1 - 1 1/8 - - 1 3/8	1 3/8	1 5/32	1 11/32	4.1
2AK56	5.45	5.20	4.86	C	5/8 - 3/4 - - - 1 - 1 1/8 - - 1 3/8	1 3/8	1 5/32	1 11/32	4.1
2AK59	5.75	5.50	5.16	C	- - - - 1 - 1 1/8 - - 1 3/8	1 3/8	1 5/32	1 11/32	4.3
2AK61	5.95	5.70	5.36	C	3/4 - 7/8 - - 1 - 1 1/8 - - 1 3/8	1 3/8	1 5/32	1 11/32	4.5
2AK64	6.25	6.00	5.66	C	3/4 - - - 1 - 1 1/8 - 1 3/16 - 1 3/8 - 1 7/16	1 3/8	1 11/32	1 19/32	5.6
2AK74	7.25	7.00	6.66	C	3/4 - - - 1 - 1 1/8 - 1 3/16 - 1 3/8 - 1 7/16	1 3/8	1 11/32	1 19/32	6.5
2AK84	8.25	8.00	7.66	C	3/4 - - - 1 5/16 - 1 - 1 1/8 - - 1 3/8 - 1 7/16	1 3/8	1 11/32	1 19/32	7.2
2AK94	9.25	9.00	8.66	C	3/4 - 7/8 - - 1 - 1 1/8 - 1 3/16 - 1 3/8 - 1 7/16	1 3/8	1 11/32	1 19/32	8.0
2AK104	10.25	10.00	9.66	C	3/4 - - - 1 5/16 - 1 - - 1 3/16 - - 1 7/16	1 3/8	1 11/32	1 19/32	9.0
2AK114	11.25	11.00	10.66	C	1 - - - 1 3/16 - 1 3/8 - 1 7/16	1 3/8	1 11/32	1 19/32	9.7
2AK124	12.25	12.00	11.66	C	1 - - - 1 3/16 - - 1 7/16	1 3/8	1 11/32	1 19/32	10.5
2AK134	13.25	13.00	12.66	C	1 - - - 1 3/16 - - 1 7/16	1 3/8	1 11/32	1 19/32	12.7
2AK144	14.25	14.00	13.66	C	1 - - - - - 1 7/16	1 3/8	1 11/32	1 19/32	13.1
2AK154	15.25	15.00	14.66	C	1 3/16 - - - 1 7/16	1 3/8	1 11/32	1 19/32	14.3
2AK184	18.25	18.00	17.66	C	1 3/16 - - - 1 7/16	1 3/8	1 11/32	1 19/32	17.1

1/2" Bore - setscrew only - no keyway

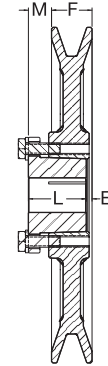
AK-H Single Groove FHP Sheaves MST® Bushed



TYPE A
Solid



TYPE B
Web



TYPE C
Arm / Spoke

Dimensions in inches, weight in pounds

Part Number	Diameter			Type	Bush	Bush Max. Bore	F	E	L Thru Bore	M	Weight Less Bush
	OD	Datum A(4L) Belts	Pitch 3L Belts								
AK30-H	3.05	2.80	2.46	A	H	1-1/2	3/4	3/8	1-1/4	7/8	1.3
AK32-H	3.25	3.00	2.66	A	H	1-1/2	3/4	3/8	1-1/4	7/8	1.4
AK34-H	3.45	3.20	2.86	A	H	1-1/2	3/4	1/16	1-1/4	9/16	1.2
AK39-H	3.75	3.50	3.16	A	H	1-1/2	3/4	1/16	1-1/4	9/16	1.4
AK41-H	3.95	3.70	3.36	A	H	1-1/2	3/4	1/16	1-1/4	9/16	1.6
AK44-H	4.25	4.00	3.66	A	H	1-1/2	3/4	1/16	1-1/4	9/16	2.0
AK46-H	4.45	4.20	3.86	A	H	1-1/2	3/4	1/16	1-1/4	9/16	2.2
AK49-H	4.75	4.50	4.16	B	H	1-1/2	3/4	1/16	1-1/4	9/16	2.1
AK51-H	4.95	4.70	4.36	B	H	1-1/2	3/4	1/16	1-1/4	9/16	2.3
AK54-H	5.25	5.00	4.66	B	H	1-1/2	3/4	1/16	1-1/4	9/16	2.3
AK56-H	5.45	5.20	4.86	B	H	1-1/2	3/4	1/16	1-1/4	9/16	2.4
AK59-H	5.75	5.50	5.16	B	H	1-1/2	3/4	1/16	1-1/4	9/16	2.5
AK61-H	5.95	5.70	5.36	C	H	1-1/2	3/4	1/16	1-1/4	9/16	2.6
AK64-H	6.25	6.00	5.66	C	H	1-1/2	3/4	1/16	1-1/4	9/16	2.8
AK66-H	6.45	6.20	5.86	C	H	1-1/2	3/4	1/16	1-1/4	9/16	2.8
AK69-H	6.75	6.50	6.16	C	H	1-1/2	3/4	1/16	1-1/4	9/16	3.0
AK71-H	6.95	6.70	6.36	C	H	1-1/2	3/4	1/16	1-1/4	9/16	3.0
AK74-H	7.25	7.00	6.66	C	H	1-1/2	3/4	1/16	1-1/4	9/16	3.3
AK79-H	7.75	7.50	7.16	C	H	1-1/2	3/4	1/16	1-1/4	9/16	3.5
AK84-H	8.25	8.00	7.66	C	H	1-1/2	3/4	1/16	1-1/4	9/16	3.8
AK89-H	8.75	8.50	8.16	C	H	1-1/2	3/4	1/16	1-1/4	9/16	4.0
AK94-H	9.25	9.00	8.66	C	H	1-1/2	3/4	1/16	1-1/4	9/16	4.4
AK99-H	9.75	9.50	9.16	C	H	1-1/2	3/4	1/16	1-1/4	9/16	4.7
AK104-H	10.25	10.00	9.66	C	H	1-1/2	3/4	1/16	1-1/4	9/16	5.0
AK109-H	10.75	10.50	10.16	C	H	1-1/2	3/4	1/16	1-1/4	9/16	5.2
AK114-H	11.25	11.00	10.66	C	H	1-1/2	3/4	1/16	1-1/4	9/16	5.5
AK124-H	12.25	12.00	11.66	C	H	1-1/2	3/4	1/16	1-1/4	9/16	6.0
AK134-H	13.25	13.00	12.66	C	H	1-1/2	3/4	1/16	1-1/4	9/16	7.3
AK144-H	14.25	14.00	13.66	C	H	1-1/2	3/4	1/16	1-1/4	9/16	7.9
AK154-H	15.25	15.00	14.66	C	H	1-1/2	3/4	1/16	1-1/4	9/16	8.9
AK184-H	18.25	18.00	17.66	C	H	1-1/2	3/4	1/16	1-1/4	9/16	11.4

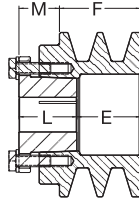
Weights do not include bushings. See page D-202 for additional bushing information.

V-BELT DRIVES

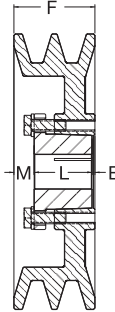


Two Groove FHP Sheaves MST® Bushed

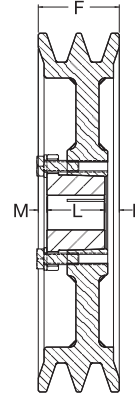
2AK-H



TYPE A
Solid



TYPE B
Web



TYPE C
Arm / Spoke

V-BELT DRIVES

Dimensions in inches, weight in pounds

Part Number	Diameter			Type	Bush	Bush Max. Bore	F	E	L Thru Bore	M	Weight Less Bush
	OD	Datum A(4L) Belts	Pitch 3L Belts								
2AK30-H	3.05	2.80	2.46	A	H	1-1/2	1-3/8	1	1-1/4	7/8	1.7
2AK32-H	3.25	3.00	2.66	A	H	1-1/2	1-3/8	1	1-1/4	7/8	1.9
2AK34-H	3.45	3.20	2.86	A	H	1-1/2	1-3/8	9/16	1-1/4	7/16	1.7
2AK39-H	3.75	3.50	3.16	A	H	1-1/2	1-3/8	9/16	1-1/4	7/16	2.0
2AK41-H	3.95	3.70	3.36	B	H	1-1/2	1-3/8	1/16	1-1/4	1/16	2.2
2AK44-H	4.25	4.00	3.66	B	H	1-1/2	1-3/8	1/16	1-1/4	1/16	2.7
2AK46-H	4.45	4.20	3.86	B	H	1-1/2	1-3/8	1/16	1-1/4	1/16	3.0
2AK49-H	4.75	4.50	4.16	B	H	1-1/2	1-3/8	1/16	1-1/4	1/16	3.1
2AK51-H	4.95	4.70	4.36	B	H	1-1/2	1-3/8	1/16	1-1/4	1/16	3.5
2AK54-H	5.25	5.00	4.66	B	H	1-1/2	1-3/8	1/16	1-1/4	1/16	3.4
2AK56-H	5.45	5.20	4.86	B	H	1-1/2	1-3/8	1/16	1-1/4	1/16	3.6
2AK59-H	5.75	5.50	5.16	C	H	1-1/2	1-3/8	1/16	1-1/4	1/16	3.4
2AK61-H	5.95	5.70	5.36	C	H	1-1/2	1-3/8	1/16	1-1/4	1/16	3.7
2AK64-H	6.25	6.00	5.66	C	H	1-1/2	1-3/8	1/16	1-1/4	1/16	3.9
2AK74-H	7.25	7.00	6.66	C	H	1-1/2	1-3/8	1/16	1-1/4	1/16	5.0
2AK84-H	8.25	8.00	7.66	C	H	1-1/2	1-3/8	1/16	1-1/4	1/16	5.6
2AK94-H	9.25	9.00	8.66	C	H	1-1/2	1-3/8	1/16	1-1/4	1/16	6.3
2AK104-H	10.25	10.00	9.66	C	H	1-1/2	1-3/8	1/16	1-1/4	1/16	7.6
2AK114-H	11.25	11.00	10.66	C	H	1-1/2	1-3/8	1/16	1-1/4	1/16	8.4
2AK124-H	12.25	12.00	11.66	C	H	1-1/2	1-3/8	1/16	1-1/4	1/16	9.2
2AK134-H	13.25	13.00	12.66	C	H	1-1/2	1-3/8	1/16	1-1/4	1/16	11.5
2AK144-H	14.25	14.00	13.66	C	H	1-1/2	1-3/8	1/16	1-1/4	1/16	11.8
2AK154-H	15.25	15.00	14.66	C	H	1-1/2	1-3/8	1/16	1-1/4	1/16	13.3
2AK184-H	18.25	18.00	17.66	C	H	1-1/2	1-3/8	1/16	1-1/4	1/16	16.9

Weights do not include bushings. See page D-202 for additional bushing information.

MST "H" Bushings – Inch Bore

Diameter Of Shaft	Keyway Width X Depth	Diameter Of Shaft	Keyway Width X Depth
3/8	NONE	1	1/4 X 1/8
7/16	NONE	1-1/16	1/4 X 1/8
1/2	1/8 X 1/16	1-1/8	1/4 X 1/8
9/16	1/8 X 1/16	1-3/16	1/4 X 1/8
19/32	1/8 X 1/16	1-1/4	1/4 X 1/8
5/8	3/16 X 3/32	1-5/16	5/16 X 1/16
21/32	3/16 X 3/32	1-3/8	5/16 X 1/16
11/16	3/16 X 3/32	1-3/8W	3/8 X 1/16
3/4	3/16 X 3/32	1-7/16	3/8 X 1/16
25/32	3/16 X 3/32	1-1/2	3/8 X 1/32
13/16	3/16 X 3/32		
7/8	3/16 X 3/32		
15/16	1/4 X 1/8		
31/32	1/4 X 1/8		

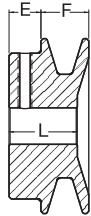
MST "H" Bushings – Millimeter Bore

Diameter Of Shaft	Keyway Width X Depth	Diameter Of Shaft	Keyway Width X Depth
10	NONE	22	6 X 2.8
11	NONE	24	8 X 3.3
12	NONE	25	8 X 3.3
14	5 X 2.3	28	8 X 3.3
16	5 X 2.3	30	8 X 3.3
18	6 X 2.8	32	10 X 1.3
19	6 X 2.8	35	10 X 0.3
20	6 X 2.8	36	10 X 1.3
		38	10 X 0.3

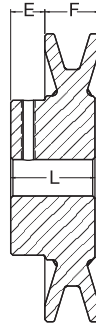
BK

Single Groove FHP Sheaves Bored-To-Size

Martin



TYPE A
Solid



TYPE B
Web



TYPE C
Arm / Spoke

V-BELT DRIVES

Dimensions in inches

Part Number	Diameter			Type	Stock Finished Bores Includes Keyway and Setscrew	F	E	L Thru Bore	Weight Lbs. (Approx.)
	OD	Datum A(4L) Belts	Datum B(5L) Belts						
BK23	2.30	-	2.10	A	5/8 - - - - - 1	13/16	13/32	1 1/16	0.4
BK24	2.40	1.80	2.20	A	1/2 - 5/8 - 3/4 - 7/8 - -	13/16	13/32	1 1/16	0.4
BK25	2.50	1.90	2.30	A	1/2 - 5/8 - 3/4 - 7/8 - -	13/16	13/32	1 1/16	0.5
BK26	2.60	2.00	2.40	A	1/2 - 5/8 - 3/4 - 7/8 - -	13/16	13/32	1 1/16	0.6
BK27	2.70	2.10	2.50	B	1/2 - 5/8 - 3/4 - 7/8 - - 1 1/8	13/16	13/32	1 1/16	0.6
BK28	2.95	2.20	2.60	B	1/2 - 5/8 - 3/4 - 7/8 - - 1 - 1 1/8	13/16	13/32	1 1/16	0.8
BK30	3.15	2.40	2.80	B	1/2 - 5/8 - 3/4 - 7/8 - - 1 - 1 1/8	13/16	13/32	1 1/16	0.8
BK32	3.35	2.60	3.00	B	1/2 - 5/8 - 3/4 - 7/8 - - 1 -	13/16	13/32	1 1/16	0.8
BK34	3.55	2.80	3.20	B	1/2 - 5/8 - 3/4 - 7/8 - - 1 - 1 1/8	7/8	13/32	1 5/32	1.3
BK36	3.75	3.00	3.40	B	1/2 - 5/8 - 3/4 - 7/8 - - 1 - 1 1/8	7/8	13/32	1 5/32	1.5
BK40	3.95	3.20	3.60	B	1/2 - 5/8 - 3/4 - 7/8 - - 1 - 1 1/8	7/8	13/32	1 5/32	1.5
BK45	4.25	3.50	3.90	B	1/2 - 5/8 - 3/4 - 7/8 - - 1 - 1 1/8	7/8	13/32	1 5/32	1.8
BK46	4.35	3.60	4.00	B	- - - - 7/8 - - - -	7/8	13/32	1 5/32	1.8
BK47	4.45	3.70	4.10	B	1/2 - 5/8 - 3/4 - 7/8 - - 1 - 1 1/8	7/8	13/32	1 5/32	1.8
BK48	4.55	3.80	4.20	B	1/2 - 5/8 - 3/4 - 7/8 - - 1 - 1 1/8	7/8	13/32	1 5/32	2.0
BK50	4.75	4.00	4.40	C	1/2 - 5/8 - 3/4 - 7/8 - 15/16 - 1 - 1 1/8	7/8	13/32	1 5/32	2.0
BK52	4.95	4.20	4.60	C	1/2 - 5/8 - 3/4 - 7/8 - - 1 - 1 1/8	7/8	13/32	1 5/32	2.0
BK55	5.25	4.50	4.90	C	1/2 - 5/8 - 3/4 - 7/8 - - 1 - 1 1/8 - 1 3/16	7/8	13/32	1 5/32	2.2
BK57	5.45	4.70	5.10	C	- 5/8 - 3/4 - 7/8 - 15/16 - 1 - 1 1/8 -	7/8	13/32	1 5/32	2.3
BK60	5.75	5.00	5.40	C	1/2 - 5/8 - 3/4 - 7/8 - - 1 - 1 1/8 - 1 3/16	7/8	13/32	1 5/32	2.3
BK62	5.95	5.20	5.60	C	1/2 - 5/8 - 3/4 - 7/8 - 15/16 - 1 - 1 1/8 - 1 3/16	7/8	13/32	1 5/32	2.4
BK65	6.25	5.50	5.90	C	5/8 - 3/4 - 7/8 - - 1 - 1 1/8 -	7/8	13/32	1 5/32	2.7
BK67	6.45	5.70	6.10	C	5/8 - 3/4 - 7/8 - - 1 - 1 1/8 -	7/8	13/32	1 5/32	2.8
BK70	6.75	6.00	6.40	C	5/8 - 3/4 - 7/8 - 15/16 - 1 - 1 1/8 - 1 3/16 - - - 1 7/16	7/8	2 1/32 *	1 19/32	3.3
BK72	6.95	6.20	6.60	C	- 3/4 - - - - 1 - 1 1/8 - - - - 1 3/8 - 1 7/16	7/8	2 1/32	1 19/32	3.9
BK75	7.25	6.50	6.90	C	- 3/4 - - - - 1 - 1 1/8 - - - - 1 7/16	7/8	2 1/32	1 19/32	3.9
BK77	7.45	6.70	7.10	C	- 3/4 - - - - 1 - 1 1/8 - - - - 1 3/8 - 1 7/16	7/8	2 1/32	1 19/32	4.1
BK80	7.75	7.00	7.40	C	5/8 - 3/4 - 7/8 - - 1 - 1 1/8 - 1 3/16 - 1 1/4 - 1 3/8 - 1 7/16	7/8	2 1/32	1 19/32	4.4
BK85	8.25	7.50	7.90	C	3/4 - - - - 1 - 1 1/8 - 1 3/16 - - - 1 3/8 - 1 7/16	7/8	2 1/32	1 19/32	5.0
BK90	8.75	8.00	8.40	C	3/4 - 7/8 - 15/16 - 1 - 1 1/8 - 1 3/16 - - - 1 3/8 - 1 7/16	7/8	2 1/32	1 19/32	5.0
BK95	9.25	8.50	8.90	C	3/4 - - - - 1 - 1 1/8 - - - - 1 3/8 - 1 7/16	7/8	2 1/32	1 19/32	5.4
BK100	9.75	9.00	9.40	C	3/4 - 7/8 - - - - 1 - 1 1/8 - 1 3/16 - 1 1/4 - 1 3/8 - 1 7/16	7/8	2 1/32	1 19/32	5.6
BK105	10.25	9.50	9.90	C	- - - - 1 - - - - - 1 3/8 - 1 7/16	7/8	2 1/32	1 19/32	5.8
BK110	10.75	10.00	10.40	C	3/4 - - - - 1 - 1 1/8 - 1 3/16 - - - 1 3/8 - 1 7/16	7/8	2 1/32	1 19/32	6.4
BK115	11.25	10.50	10.90	C	- - - - 1 - - - - - 1 3/8 - 1 7/16	7/8	2 1/32	1 19/32	6.9
BK120	11.75	11.00	11.40	C	3/4 - - - - 1 - - - - 1 3/16 - - - 1 3/8 - 1 7/16	7/8	2 1/32	1 19/32	7.4
BK130	12.75	12.00	12.40	C	3/4 - 7/8 - - - - 1 - - 1 1/8 - 1 3/16 - - - 1 7/16	7/8	2 1/32	1 19/32	8.4
BK140	13.75	13.00	13.40	C	3/4 - - - - 1 - - - - 1 3/16 - - - 1 7/16	7/8	2 1/32	1 19/32	9.4
BK160	15.75	15.00	15.40	C	1 - 1 1/8 - 1 3/16 - 1 1/4 - - - 1 7/16	7/8	2 1/32	1 19/32	11.4
BK190	18.75	18.00	18.40	C	1 - - - 1 3/16 - 1 1/4 - - - 1 7/16	7/8	2 1/32	1 19/32	13.4

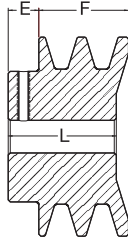
* E = 13/32 FOR BORE SIZES <= 1
1/2" Bore - setscrew only - no keyway



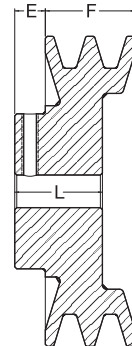
Two Groove FHP Sheaves Bored-To-Size **2BK**

Keyway Dimensions Inch Bore

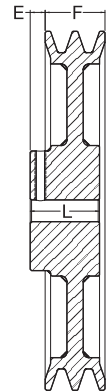
Diameter Of Shaft	Keyway Width X Depth
1/2	NONE
5/8 - 7/8	3/16 X 3/32
15/16 - 1-1/4	1/4 X 1/8
1-5/16 - 1-3/8	5/16 X 5/32
1-7/16 - 1-3/4	3/8 X 3/16



TYPE A
Solid



TYPE B
Web



TYPE C
Arm / Spoke

Dimensions in inches

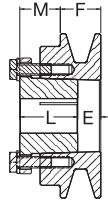
Part Number	Diameter			Type	Stock Finished Bores Includes Keyway and Setscrew	F	E	L Thru Bore	Weight Lbs. (Approx.)
	OD	Datum A(4L) Belts	Datum B(5L) Belts						
2BK25	2.50	1.90	2.30	A	1/2 - 5/8 - 3/4 - 7/8	1 3/4	1 9/32	1 31/32	1.3
2BK26	2.60	2.00	2.40	A	- 5/8 - - 7/8 - - 1 1/8	1 3/4	1 5/32	1 31/32	1.5
2BK27	2.70	2.10	2.50	A	1/2 - 5/8 - 3/4 - 7/8 - 1 -	1 3/4	1 5/32	1 31/32	1.6
2BK28	2.95	2.20	2.60	A	1/2 - 5/8 - 3/4 - 7/8 - 1 - 1 1/8	1 3/4	1 5/32	1 31/32	1.9
2BK30	3.15	2.40	2.80	A	1/2 - 5/8 - 3/4 - 7/8 - 1 - 1 1/8	1 3/4	1 5/32	1 31/32	2.3
2BK32	3.35	2.60	3.00	A	5/8 - - 7/8 - 1 - 1 1/8	1 3/4	1 5/32	1 31/32	2.6
2BK34	3.55	2.80	3.20	A	5/8 - 3/4 - 7/8 - 1 - 1 1/8	1 3/4	1 5/32	1 31/32	2.8
2BK36	3.75	3.00	3.40	A	- 3/4 - 7/8 - 1 - 1 1/8 - - 1 3/8	1 3/4	1 5/32	1 31/32	3.3
2BK40	3.95	3.20	3.60	B	5/8 - 3/4 - 7/8 - 1 - 1 1/8 - -	1 3/4	1 5/32	1 15/32	3.3
2BK45	4.25	3.50	3.90	B	- - - 1 - 1 1/8 - - 1 3/8	1 3/4	1 5/32	1 15/32	3.3
2BK47	4.45	3.70	4.10	B	- - 7/8 - 1 - 1 1/8 - -	1 3/4	1 5/32	1 15/32	3.7
2BK50	4.75	4.00	4.40	B	3/4 - - 1 - 1 1/8 - - 1 3/8	1 3/4	1 5/32	1 15/32	4.1
2BK52	4.95	4.20	4.60	B	- 7/8 - 1 - 1 1/8 - - 1 3/8	1 3/4	1 5/32	1 15/32	4.5
2BK55	5.25	4.50	4.90	B	- - - 1 1/8 - - 1 3/8	1 3/4	1 5/32	1 15/32	4.5
2BK57	5.45	4.70	5.10	B	- - - 1 - 1 1/8 - - 1 3/8	1 3/4	1 5/32	1 15/32	5.1
2BK60	5.75	5.00	5.40	C	3/4 - 7/8 - 1 - 1 1/8 - - 1 3/8	1 3/4	1 5/32	1 15/32	4.9
2BK62	5.95	5.20	5.60	C	- - - 1 - 1 1/8 - - 1 3/8	1 3/4	1 5/32	1 15/32	4.8
2BK65	6.25	5.50	5.90	C	- - - 1 - 1 1/8 - - 1 3/8	1 3/4	1 5/32	1 15/32	5.0
2BK67	6.45	5.70	6.10	C	- - - 1 - 1 1/8 - - 1 3/8	1 3/4	1 5/32	1 15/32	5.0
2BK70	6.75	6.00	6.40	C	3/4 - - 1 - 1 1/8 - 1 1/16 - 1 3/8 - 1 7/16	1 3/4	1 5/32	1 19/32	6.6
2BK80	7.75	7.00	7.40	C	3/4 - - 1 - 1 1/8 - 1 1/16 - 1 3/8 - 1 7/16	1 3/4	1 11/32	1 19/32	7.2
2BK90	8.75	8.00	8.40	C	3/4 - - 1 - 1 1/8 - 1 1/16 - 1 3/8 - 1 7/16	1 3/4	1 11/32	1 19/32	8.4
2BK100	9.75	9.00	9.40	C	3/4 - - 1 - - - 1 1/16 - 1 3/8 - 1 7/16	1 3/4	1 11/32	1 19/32	9.4
2BK110	10.75	10.00	10.40	C	- - - 1 - - - 1 1/16 - - 1 7/16	1 3/4	1 11/32	1 19/32	10.4
2BK120	11.75	11.00	11.40	C	- - - 1 - - - 1 1/16 - - 1 7/16	1 3/4	1 11/32	1 19/32	11.8
2BK130	12.75	12.00	12.40	C	- - - 1 - - - 1 1/16 - - 1 7/16	1 3/4	1 11/32	1 19/32	14.9
2BK140	13.75	13.00	13.40	C	- - - 1 - - - 1 1/16 - - 1 7/16	1 3/4	1 11/32	1 19/32	16.3
2BK160	15.75	15.00	15.40	C	- - - 1 - - - 1 1/16 - - 1 7/16	1 3/4	1 11/32	1 19/32	18.0
2BK190	18.75	18.00	18.40	C	- - - 1 - - - 1 1/16 - - 1 7/16	1 3/4	1 11/32	1 19/32	23.3

1/2" Bore - setscrew only - no keyway

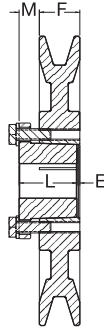
V-BELT DRIVES

BK-H Single Groove FHP Sheaves MST® Bushed

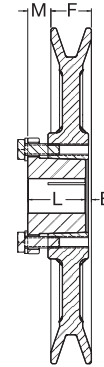
V-BELT DRIVES



TYPE A
Solid



TYPE B
Web



TYPE C
Arm / Spoke

Dimensions in inches, weight in pounds

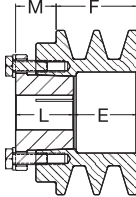
Part Number	Diameter			Type	Bush	Bush Max. Bore	F	E	L Thru Bore	M	Weight Less Bush
	OD	Datum A(4L) Belts	Datum B(5L) Belts								
BK30-H	3.15	2.40	2.80	A	H	1-1/2	7/8	1/2	1-1/4	7/8	1.3
BK32-H	3.35	2.60	3.00	A	H	1-1/2	7/8	1/2	1-1/4	7/8	1.5
BK34-H	3.55	2.80	3.20	A	H	1-1/2	7/8	1/2	1-1/4	7/8	1.7
BK36-H	3.75	3.00	3.40	B	H	1-1/2	7/8	1/16	1-1/4	7/16	1.3
BK40-H	3.95	3.20	3.60	B	H	1-1/2	7/8	1/16	1-1/4	7/16	1.5
BK45-H	4.25	3.50	3.90	B	H	1-1/2	7/8	1/16	1-1/4	7/16	1.9
BK47-H	4.45	3.70	4.10	B	H	1-1/2	7/8	1/16	1-1/4	7/16	2.2
BK50-H	4.75	4.00	4.40	B	H	1-1/2	7/8	1/16	1-1/4	7/16	2.2
BK52-H	4.95	4.20	4.60	B	H	1-1/2	7/8	1/16	1-1/4	7/16	2.5
BK55-H	5.25	4.50	4.90	B	H	1-1/2	7/8	1/16	1-1/4	7/16	3.0
BK57-H	5.45	4.70	5.10	B	H	1-1/2	7/8	1/16	1-1/4	7/16	3.2
BK60-H	5.75	5.00	5.40	B	H	1-1/2	7/8	1/16	1-1/4	7/16	3.2
BK62-H	5.95	5.20	5.60	B	H	1-1/2	7/8	1/16	1-1/4	7/16	3.6
BK65-H	6.25	5.50	5.90	B	H	1-1/2	7/8	1/16	1-1/4	7/16	4.0
BK67-H	6.45	5.70	6.10	B	H	1-1/2	7/8	1/16	1-1/4	7/16	4.2
BK70-H	6.75	6.00	6.40	C	H	1-1/2	7/8	1/8	1-1/4	1/2	3.3
BK72-H	6.95	6.20	6.60	C	H	1-1/2	7/8	1/8	1-1/4	1/2	3.6
BK75-H	7.25	6.50	6.90	C	H	1-1/2	7/8	1/8	1-1/4	1/2	3.4
BK77-H	7.45	6.70	7.10	C	H	1-1/2	7/8	1/8	1-1/4	1/2	3.7
BK80-H	7.75	7.00	7.40	C	H	1-1/2	7/8	1/8	1-1/4	1/2	4.0
BK85-H	8.25	7.50	7.90	C	H	1-1/2	7/8	1/8	1-1/4	1/2	4.1
BK90-H	8.75	8.00	8.40	C	H	1-1/2	7/8	1/8	1-1/4	1/2	4.5
BK95-H	9.25	8.50	8.90	C	H	1-1/2	7/8	1/8	1-1/4	1/2	4.8
BK100-H	9.75	9.00	9.40	C	H	1-1/2	7/8	1/8	1-1/4	1/2	5.1
BK105-H	10.25	9.50	9.90	C	H	1-1/2	7/8	1/8	1-1/4	1/2	5.4
BK110-H	10.75	10.00	10.40	C	H	1-1/2	7/8	1/8	1-1/4	1/2	6.0
BK115-H	11.25	10.50	10.90	C	H	1-1/2	7/8	1/8	1-1/4	1/2	6.3
BK120-H	11.75	11.00	11.40	C	H	1-1/2	7/8	1/8	1-1/4	1/2	6.6
BK130-H	12.75	12.00	12.40	C	H	1-1/2	7/8	1/8	1-1/4	1/2	7.2
BK140-H	13.75	13.00	13.40	C	H	1-1/2	7/8	1/8	1-1/4	1/2	8.6
BK150-H	14.75	14.00	14.40	C	H	1-1/2	7/8	1/8	1-1/4	1/2	9.4
BK160-H	15.75	15.00	15.40	C	H	1-1/2	7/8	1/8	1-1/4	1/2	10.1
BK190-H	18.75	18.00	18.40	C	H	1-1/2	7/8	1/8	1-1/4	1/2	12.3

Weights do not include bushings. See page D-202 for additional bushing information.

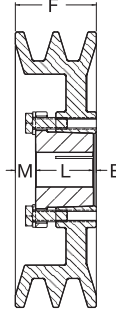


Two Groove FHP Sheaves MST® Bushed

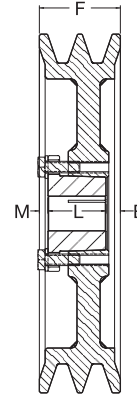
2BK-H



TYPE A
Solid



TYPE B
Web



TYPE C
Arm / Spoke

Dimensions in inches, weight in pounds

Part Number	Diameter			Type	Bush	Bush Max. Bore	F	E	L Thru Bore	M	Weight Less Bush
	OD	Datum A(4L) Belts	Datum B(5L) Belts								
2BK32-H	3.35	2.60	3.00	A	H	1 1/2	1 3/4	1 3/8	1 1/4	7/8	2.2
2BK34-H	3.55	2.80	3.20	A	H	1 1/2	1 3/4	1 3/8	1 1/4	7/8	2.6
2BK36-H	3.75	3.00	3.40	A	H	1 1/2	1 3/4	15/16	1 1/4	7/16	2.4
2BK40-H	3.95	3.20	3.60	A	H	1 1/2	1 3/4	15/16	1 1/4	7/16	2.6
2BK45-H	4.25	3.50	3.90	A	H	1 1/2	1 3/4	15/16	1 1/4	7/16	3.1
2BK47-H	4.45	3.70	4.10	B	H	1 1/2	1 3/4	1/16	1 1/4	7/16	3.2
2BK50-H	4.75	4.00	4.40	B	H	1 1/2	1 3/4	1/16	1 1/4	7/16	3.7
2BK52-H	4.95	4.20	4.60	B	H	1 1/2	1 3/4	1/16	1 1/4	7/16	4.1
2BK55-H	5.25	4.50	4.90	B	H	1 1/2	1 3/4	1/16	1 1/4	7/16	4.2
2BK57-H	5.45	4.70	5.10	B	H	1 1/2	1 3/4	1/16	1 1/4	7/16	4.5
2BK60-H	5.75	5.00	5.40	B	H	1 1/2	1 3/4	1/16	1 1/4	7/16	4.9
2BK62-H	5.95	5.20	5.60	B	H	1 1/2	1 3/4	1/16	1 1/4	7/16	5.2
2BK65-H	6.25	5.50	5.90	C	H	1 1/2	1 3/4	5/16	1 1/4	3/16	5.7
2BK67-H	6.45	5.70	6.10	C	H	1 1/2	1 3/4	5/16	1 1/4	3/16	5.8
2BK70-H	6.75	6.00	6.40	C	H	1 1/2	1 3/4	5/16	1 1/4	3/16	6.1
2BK72-H	6.95	6.20	6.60	C	H	1 1/2	1 3/4	5/16	1 1/4	3/16	6.1
2BK80-H	7.75	7.00	7.40	C	H	1 1/2	1 3/4	5/16	1 1/4	3/16	7.4
2BK90-H	8.75	8.00	8.40	C	H	1 1/2	1 3/4	5/16	1 1/4	3/16	8.5
2BK100-H	9.75	9.00	9.40	C	H	1 1/2	1 3/4	5/16	1 1/4	3/16	9.7
2BK110-H	10.75	10.00	10.40	C	H	1 1/2	1 3/4	5/16	1 1/4	3/16	10.9
2BK120-H	11.75	11.00	11.40	C	H	1 1/2	1 3/4	5/16	1 1/4	3/16	12.0
2BK130-H	12.75	12.00	12.40	C	H	1 1/2	1 3/4	5/16	1 1/4	3/16	13.4
2BK140-H	13.75	13.00	13.40	C	H	1 1/2	1 3/4	5/16	1 1/4	3/16	15.3
2BK160-H	15.75	15.00	15.40	C	H	1 1/2	1 3/4	5/16	1 1/4	3/16	17.8
2BK190-H	18.75	18.00	18.40	C	H	1 1/2	1 3/4	5/16	1 1/4	3/16	22.8

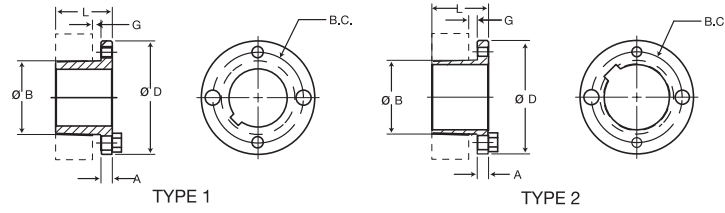
Weights do not include bushings. See page D-202 for additional bushing information.

MST "H" Bushings – Inch Bore

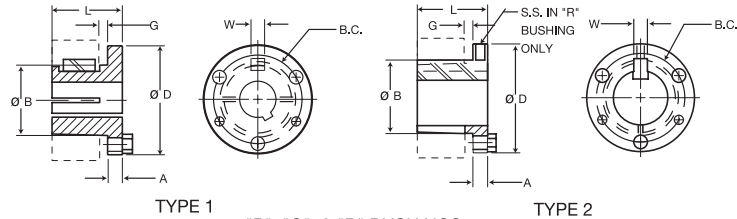
Diameter Of Shaft	Keyway Width X Depth	Diameter Of Shaft	Keyway Width X Depth
3/8	NONE	1	1/4 X 1/8
7/16	NONE	1-1/16	1/4 X 1/8
1/2	1/8 X 1/16	1-1/8	1/4 X 1/8
9/16	1/8 X 1/16	1-3/16	1/4 X 1/8
19/32	1/8 X 1/16	1-1/4	1/4 X 1/8
5/8	3/16 X 3/32	1-5/16	5/16 X 1/16
21/32	3/16 X 3/32	1-3/8	5/16 X 1/16
11/16	3/16 X 3/32	1-3/8W	3/8 X 1/16
3/4	3/16 X 3/32	1-7/16	3/8 X 1/16
25/32	3/16 X 3/32	1-1/2	3/8 X 1/32
13/16	3/16 X 3/32		
7/8	3/16 X 3/32		
15/16	1/4 X 1/8		
31/32	1/4 X 1/8		

MST "H" Bushings – Millimeter Bore

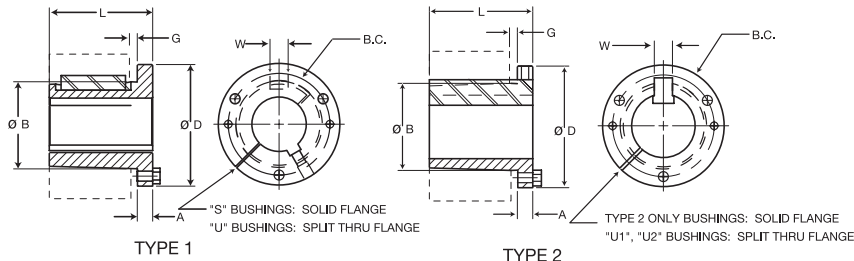
Diameter Of Shaft	Keyway Width X Depth	Diameter Of Shaft	Keyway Width X Depth
10	NONE	22	6 X 2.8
11	NONE	24	8 X 3.3
12	NONE	25	8 X 3.3
14	5 X 2.3	28	8 X 3.3
16	5 X 2.3	30	8 X 3.3
18	6 X 2.8	32	10 X 1.3
19	6 X 2.8	35	10 X 0.3
20	6 X 2.8	36	10 X 1.3
		38	10 X 0.3



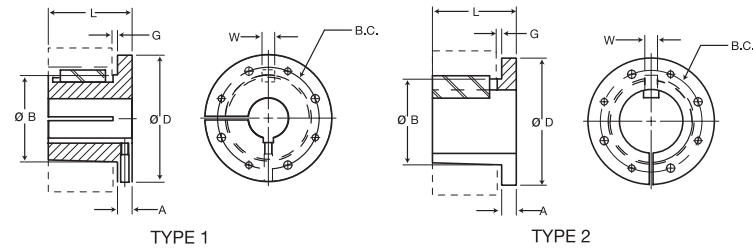
"H" BUSHING



"P", "Q", & "R" BUSHINGS



"S" & "U" BUSHINGS



"W" BUSHINGS

Bushing Specifications

Part No.	Dimensions							Stock Bore Range		Cap Screws		Av. Wt. Lbs.	Wrench Torque In. / lbs.
	D	L	A	B Large End	G	B.C.	W	Type 1	Type 2	No.	Size		
H	2.50	1.25	0.25	1.6250	0.19	2.00	—	3/8 - 1-3/8	1-7/16 - 1-1/2	2	1/4X3/4	0.8	95
P1	3.00	1.94	0.41	1.9375	0.22	2.44	0.375	1/2 - 1-7/16	1-1/2 - 1-3/4	3	5/16X1	1.3	192
P2	3.00	2.94	0.41	1.9375	0.22	2.44	0.375	3/4 - 1-7/16	1-1/2 - 1-3/4	3	5/16X1	1.5	192
P3	3.00	4.44	0.41	1.9375	0.22	2.44	0.375	1-1/8 - 1-3/8	1-5/8	3	5/16X1	2	192
Q1	4.12	2.50	0.53	2.8750	0.22	3.38	0.500	3/4 - 2-1/16	2-1/8 - 2-11/16	3	3/8X1-1/4	3.5	348
Q2	4.12	3.50	0.53	2.8750	0.22	3.38	0.500	1 - 2-1/16	2-1/8 - 2-5/8	3	3/8X1-1/4	4.5	348
Q3	4.12	5.00	0.53	2.8750	0.22	3.38	0.500	1-3/8 - 2-1/16	2-1/8 - 2-1/2	3	3/8X1-1/4	5.5	348
R1	5.38	2.88	0.62	4.0000	0.25	4.62	0.750	1-1/8 - 2-13/16	2-7/8 - 3-3/4	3	3/8X1-3/4	7.5	348
R2	5.38	4.88	0.62	4.0000	0.25	4.62	0.750	1-3/8 - 2-13/16	2-7/8 - 3-5/8	3	3/8X1-3/4	11	348
S1	6.38	4.38	0.75	4.6250	0.31	5.38	0.750	1-11/16 - 3-3/16	3-1/4 - 4-1/4	3	1/2X2-1/4	13.5	840
S2	6.38	6.75	0.75	4.6250	0.31	5.38	0.750	1-7/8 - 3-3/16	3-1/4 - 4-3/16	3	1/2X2-1/4	19	840
UO	8.38	5.25	1.06	6.0000	0.44	7.00	1.250	2-3/8 - 3-1/16	—	3	5/8X2-3/4	30	1680
UO	8.38	4.94	0.75	6.0000	0.44	7.00	1.250	3-1/4 - 4-1/4	4-3/8 - 5-1/2	3	5/8X2-3/4	27	1680
U1	8.38	7.12	1.06	6.0000	0.44	7.00	1.250	2-3/8 - 4-1/4	4-3/8 - 5-1/2	3	5/8X2-3/4	40	1680
U2	8.38	10.12	1.06	6.0000	0.44	7.00	1.250	2-7/16 - 4-1/4	4-3/8 - 5	3	5/8X2-3/4	50	1680
W1	12.50	8.25	1.44	8.5000	0.44	10.00	1.250	3-3/8 - 6-3/16	6-1/4 - 7-7/16	4	3/4X3	104	3000
W2	12.50	11.25	1.44	8.5000	0.44	10.00	1.250	3-3/8 - 6-3/16	6-1/4 - 7-7/16	4	3/4X3	133	3000

All tapers are 3/4" per 12" on Dia.

All dimensions are in inches except, as noted.

All bushings are cast iron, ductile iron, sintered steel, or steel. Consult manufacturer for clarification.

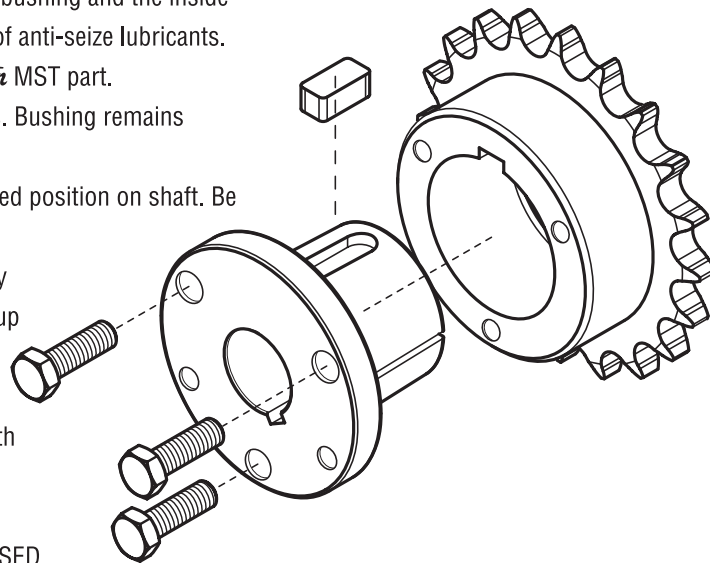
Metric bushings also available.

Martin MST BUSHING INSTALLATION & REMOVAL INSTRUCTIONS

The MST bushings are easy to install and remove. They are split through the barrel and have a taper to provide a true clamp on the shaft. They are keyed to both the shaft and the hub to help during "blind" installations.

INSTALLATION

1. Be sure the tapered cone surfaces of the bushing and the inside of the driven product are clean and free of anti-seize lubricants.
2. Place bushing in sprocket or other *Martin* MST part.
3. Place cap screws loosely in pull-up holes. Bushing remains loose to assure sliding fit on shaft.
4. With key on shaft, slide sprocket to desired position on shaft. Be sure heads of capscrews are accessible.
5. Align sprocket. Tighten screws alternately and progressively - until they are pulled up tight (see table below). Do not use extensions on wrench handles. Do not allow sprocket to be drawn in contact with flange of bushing. There should be a gap between bushing flange and sprocket.
CAUTION: THIS GAP MUST NOT BE CLOSED.



REMOVAL

1. Loosen and remove capscrews.
2. Insert capscrews in tapped removal holes.
3. Tighten inserted screws until sprocket is loose on shaft.
4. Remove sprocket from shaft.

CAUTION

WARNING: USE OF ANTI-SEIZE LUBRICANT ON TAPERED CONE SURFACES OR ON BOLT THREADS WHEN MOUNTING MAY RESULT IN DAMAGE TO SHEAVES AND SPROCKETS. THIS VOIDS ALL MANUFACTURER'S WARRANTIES.

WRENCH TORQUE VALUES FOR TIGHTENING BUSHINGS

MST Bushing Size	Size of Cap Screw	Wrench Torque in. / lbs.
H	1/4 x 3/4	95
P	5/16 x 1	192
Q	3/8 x 1-1/4	348
R	3/8 x 1-3/4	348
S	1/2 x 2-1/4	840
U	5/8 x 2-3/4	1680
W	3/4 x 3	3000

WARNING: Because of the possible danger to person(s) or property from accidents which may result from the improper use of products, it is important that correct procedures be followed: Products must be used in accordance with the engineering information specified in the catalog. Proper installation, maintenance and operation procedures must be observed. The instructions given above must be followed. Inspections should be made as necessary to assure safe operation under prevailing conditions. All rotating power transmission products when used in a drive are potentially dangerous and must be guarded by the user as required by applicable laws, regulations, standards, and good safety practice. (Refer to ANSI Standard B15.1.)

Stock Variable Pitch Sheaves

Martin

V-BELT DRIVES



1VP
Bored-To-Size



2VP
Bored-To-Size

- Stationary adjustable speed sheaves.
- Single and double groove designs.
- Full range of popular bore sizes including keyway and setscrew.
- Positive locking system.
- Precision machined grooves.
- Statically balanced.

Call *Martin* for your made-to-order and large quantity requirements.

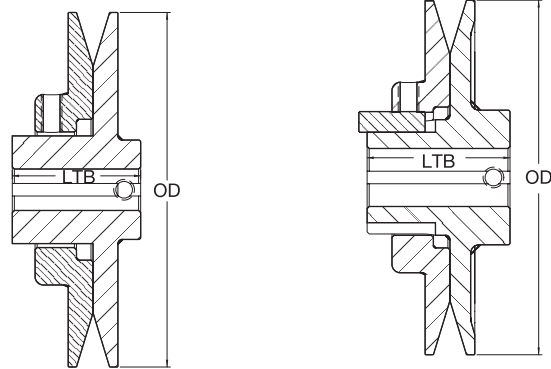


Single Groove Variable Pitch Sheaves – Bored-To-Size 1VP

V-BELT DRIVES

Keyway Dimensions Inch Bore

Diameter Of Shaft	Keyway Width X Depth
1/2	NONE
5/8 - 7/8	3/16 X 3/32
15/16 - 1-1/4	1/4 X 1/8
1-5/16 - 1-3/8	5/16 X 5/32
1-7/16 - 1-3/4	3/8 X 3/16



TYPE A

TYPE B

Dimensions in inches

Part Number	Diameters And Turns															
	3L Belts				A or 4L Belts				B or 5L Belts				5V Belts			
	Min. Pitch	Turns Open	Max. Pitch	Turns Open	Min. Datum	Turns Open	Max. Datum	Turns Open	Min. Datum	Turns Open	Max. Datum	Turns Open	Min. Pitch	Turns Open	Max. Pitch	Turns Open
1VP25	1.6	4	2.4	0	-	-	-	-	-	-	-	-	-	-	-	-
1VP30	1.8	4	2.7	0	-	-	-	-	-	-	-	-	-	-	-	-
1VP34	1.9	4	2.8	0	2.0	5	3.0	0	2.3	5	3.2	1	-	-	-	-
1VP40	2.4	4	3.2	0	2.5	5	3.5	0	2.6	6	3.6	1	-	-	-	-
1VP44	2.8	4	3.7	0	2.9	5	3.9	0	3.0	6	4.0	1	-	-	-	-
1VP50	3.4	4	4.2	0	3.5	5	4.5	0	3.6	6	4.6	1	-	-	-	-
1VP56	4.0	4	4.8	0	4.1	5	5.1	0	4.2	6	5.2	1	-	-	-	-
1VP60	-	-	-	-	4.2	5	5.2	0	4.4	6	5.6	0	-	-	-	-
1VP62	4.6	4	5.4	0	4.7	5	5.7	0	4.8	6	5.8	1	5.1	6	6.1	1
1VP65	-	-	-	-	4.7	5	5.7	0	4.9	6	6.1	0	5.1	6	6.3	0
1VP68	5.2	4	6.0	0	5.3	5	6.3	0	5.4	6	6.4	1	5.7	6	6.7	1
1VP71	-	-	-	-	5.3	5	6.3	0	5.5	6	6.7	0	5.7	6	6.9	0
1VP75	-	-	-	-	5.7	5	6.7	0	5.9	6	7.1	0	6.1	6	7.3	0

Dimensions in inches

Part Number	OD	Type	L Thru Bore	Stock Finished Bores Includes Keyway and Setscrew												Wt. Lbs. (Approx.)
				1/2	-	5/8	-	3/4	-	7/8	-	1	-	1-1/8		
1VP25	2.50	A	1-23/32	1/2	-	5/8	-	3/4	-	7/8	-	1	-	1-1/8	0.8	
1VP30	2.87	A	1-11/16	1/2	-	5/8	-	3/4	-	7/8	-	1	-	1-1/8	1.1	
1VP34	3.15	A	1-29/32	1/2	-	5/8	-	3/4	-	7/8	-	1	-	1-1/8	1.4	
1VP40	3.75	A	1-7/8	1/2	-	5/8	-	3/4	-	7/8	-	1	-	1-1/8	1.7	
1VP44	4.15	A	1-7/8	1/2	-	5/8	-	3/4	-	7/8	-	1	-	1-1/8	2.4	
1VP44	4.15	B	2-3/16						7/8	-	1	-	1-1/8	3.0		
1VP50	4.75	A	2	1/2	-	5/8	-	3/4	-	7/8	-	1	-	1-1/8	2.7	
1VP50	4.75	B	2-5/32						7/8	-	1	-	1-1/8	3.5		
1VP56	5.35	A	1-15/16	1/2	-	5/8	-	3/4	-	7/8	-	1	-	1-1/8	4.1	
1VP56	5.35	B	2-5/32						7/8	-	1	-	1-1/8	4.4		
1VP60	6.00	B	2-7/32			5/8	-	3/4	-	7/8	-	1	-	1-1/8	6.3	
1VP62	5.95	B	1-29/32			5/8	-	3/4	-	7/8	-	1	-	1-1/8	6.1	
1VP65	6.50	B	2-7/32				-	3/4	-	7/8	-	1	-	1-1/8	7.1	
1VP68	6.55	B	1-29/32			5/8	-	3/4	-	7/8	-	1	-	1-1/8	7.3	
1VP71	7.10	B	2-7/32				-	3/4	-	7/8	-	1	-	1-1/8	8.2	
1VP75	7.50	B	2-7/32				-	3/4	-	7/8	-	1	-	1-1/8	9.0	

1/2" Bore - setscrew only - no keyway

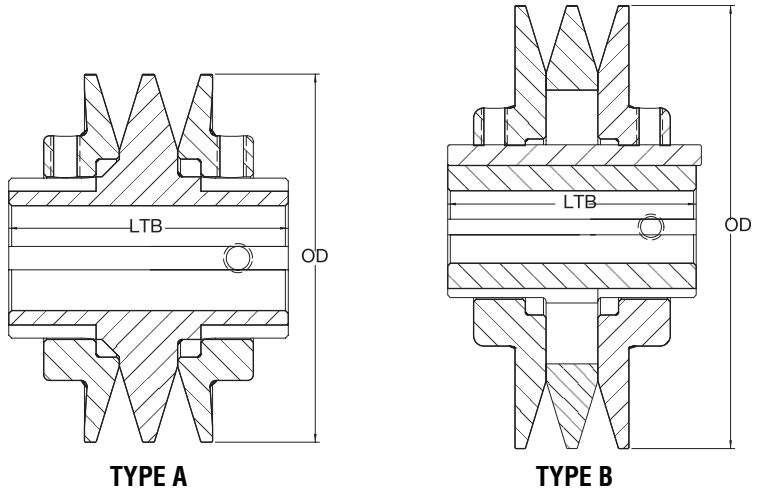
2VP Two Groove Variable Pitch Sheaves – Bored-To-Size



V-BELT DRIVES

Keyway Dimensions Inch Bore

Diameter Of Shaft	Keyway Width X Depth
1/2	NONE
5/8 - 7/8	3/16 X 3/32
15/16 - 1-1/4	1/4 X 1/8
1-5/16 - 1-3/8	5/16 X 5/32
1-7/16 - 1-3/4	3/8 X 3/16



Dimensions in inches

Part Number	Diameters And Turns															
	3L Belts				A or 4L Belts				B or 5L Belts				5V Belts			
	Min. Pitch	Turns Open	Max. Pitch	Turns Open	Min. Datum	Turns Open	Max. Datum	Turns Open	Min. Datum	Turns Open	Max. Datum	Turns Open	Min. Pitch	Turns Open	Max. Pitch	Turns Open
2VP36	2.0	4	2.8	0	2.1	5	3.1	0	2.4	5	3.2	1	-	-	-	-
2VP42	2.6	4	3.4	0	2.7	5	3.7	0	2.8	6	3.8	1	-	-	-	-
2VP50	3.4	4	4.2	0	3.5	5	4.5	0	3.6	6	4.6	1	-	-	-	-
2VP56	4.0	4	4.8	0	4.1	5	5.1	0	4.2	6	5.2	1	-	-	-	-
2VP60	-	-	-	-	4.2	5	5.2	0	4.4	6	5.6	0	-	-	-	-
2VP62	4.6	4	5.4	0	4.7	5	5.7	0	4.8	6	5.8	1	5.1	6	6.1	1
2VP65	-	-	-	-	4.7	5	5.7	0	4.9	6	6.1	0	5.1	6	6.3	0
2VP68	5.2	4	6.0	0	5.3	5	6.3	0	5.4	6	6.4	1	5.7	6	6.7	1
2VP71	-	-	-	-	5.3	5	6.3	0	5.5	6	6.7	0	5.7	6	6.9	0
2VP75	-	-	-	-	5.7	5	6.7	0	5.9	6	7.1	0	6.1	6	7.3	0

Dimensions in inches

Part Number	OD	Type	L Thru Bore	Stock Finished Bores Includes Keyway and Setscrew												Wt. Lbs. (Approx.)	
				1/2	5/8	3/4	7/8	1	1-1/8	1-1/4	1-3/8	1-1/2	1-5/8	1-3/4			
2VP36	3.35	A	3	1/2	-	5/8	-	3/4	-	7/8	-	1	-	-	-	-	3.6
2VP42	3.95	A	3	-	5/8	-	3/4	-	7/8	-	1	-	1-1/8	-	-	-	4.5
2VP50	4.75	B	3	-	5/8	-	3/4	-	7/8	-	1	-	1-1/8	-	-	-	6.1
2VP56	5.35	B	3	-	5/8	-	3/4	-	7/8	-	1	-	1-1/8	-	-	-	7.5
2VP60	6.00	B	3-1/4	-	-	-	3/4	-	7/8	-	1	-	1-1/8	-	-	1-3/8	10.9
2VP62	5.95	B	3	-	-	-	3/4	-	7/8	-	1	-	1-1/8	-	-	1-3/8	10.0
2VP65	6.50	B	3-1/4	-	-	-	3/4	-	7/8	-	-	-	1-1/8	-	-	1-3/8	12.5
2VP68	6.55	B	3	-	-	-	3/4	-	7/8	-	1	-	1-1/8	-	1-1/4	-	11.7
2VP71	7.10	B	3-1/4	-	-	-	3/4	-	7/8	-	-	-	1-1/8	-	-	1-3/8	14.7
2VP75	7.50	B	3-1/4	-	-	-	3/4	-	7/8	-	1	-	1-1/8	-	-	1-3/8	16.3

1/2" Bore - setscrew only - no keyway

Mounting and Adjusting Procedure

Single Groove Sheaves Without External Key:

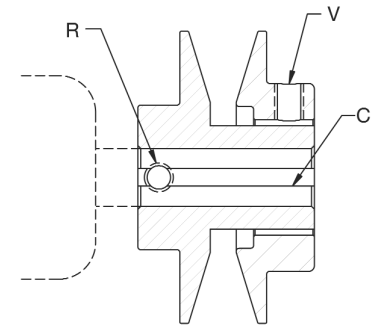
Mounting:

1. Make sure that the shaft, sheave bore, key and keyway are free of burrs and paint.
2. All sheaves should be mounted on the motor or driving shaft with the end containing the setscrew "R" toward the motor. Be sure setscrew "R" is well over the shaft.
3. Fit shaft key "C" between sheave and shaft. Lock setscrew "R" in place. Wrench torque 110 in.-lb. minimum – 130 in.-lb. maximum.
4. Be sure both driving and driven sheaves are in alignment and that shafts are parallel.
5. Total axial and parallel misalignment must not exceed $\frac{1}{4}^\circ$.

Adjusting:

1. Loosen setscrew "V" in movable flange of sheave.
2. Adjust sheave pitch diameter for desired speed by opening rotating parts by half or full turn increments from closed position. **Do not open more than five full turns for "A" belts or six full turns for "B" belts.**
3. Tighten setscrew "V" over a flat in the hub to 110 to 130 in.-lb.
4. Put on belts and adjust belt tension. (Do not force belts over grooves.)
5. Future adjustments should be made by loosening the belt tension and increasing or decreasing the pitch diameter of the sheave by half or full turns as required. Readjust belt tension before starting drive.
6. Be sure that key is in place and that all setscrews are torqued properly before starting drive. Check setscrews and belt tension after 24 hours of service.

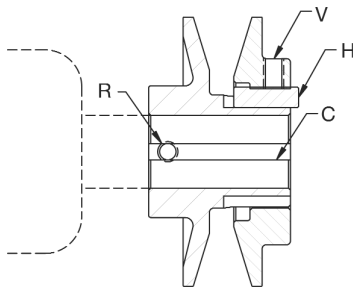
Do not operate sheave with flange projecting beyond the hub end.



Single Groove Sheaves With External Key:

Key "H" projects to provide a grip for removal.

Do not operate sheave with flange projecting beyond the hub end.



Mounting:

1. Make sure that the shaft, sheave bore, keys and keyways are free of burrs and paint.
2. All sheaves should be mounted on the motor or driving shaft with the end containing the setscrew "R" toward the motor. Be sure setscrew "R" is well over the shaft.
3. Fit shaft key "C" between sheave and shaft. Lock setscrew "R" in place. Wrench torque 110 in.-lb. minimum - 130 in.-lb. maximum.
4. Be sure both driving and driven sheaves are in alignment and that shafts are parallel.
5. Total axial and parallel misalignment must not exceed $\frac{1}{4}^\circ$.

Adjusting:

1. Loosen setscrew "V" in movable flange of sheave and pull out external key "H". (This key projects a small amount to provide a grip for removal.)
2. Adjust sheave pitch diameter for desired speed by opening rotating parts by half or full turn increments from closed position. **Do not open more than five full turns for "A" belts or six full turns for "B" belts. (Except 1VP34 - 5 turns.)**
3. Replace key "H" and tighten setscrew "V" to 110 to 130 in.-lb.
4. Put on belts and adjust belt tension. (Do not force belts over grooves.)
5. Future adjustments should be made by loosening the belt tension and increasing or decreasing the pitch diameter of the sheave by half or full turns as required. Readjust belt tension before starting drive.
6. Be sure that all keys are in place and that all setscrews are torqued properly before starting drive. Check setscrews and belt tension after 24 hours service.

WARNING: Because of the possible danger to person(s) or property from accidents which may result from the improper use of products, it is important that correct procedures be followed: Products must be used in accordance with the engineering information specified in the catalog. Proper installation, maintenance and operation procedures must be observed. The instructions given above must be followed. Inspections should be made as necessary to assure safe operation under prevailing conditions. All rotating power transmission products when used in a drive are potentially dangerous and must be guarded by the user as required by applicable laws, regulations, standards, and good safety practice. (Refer to ANSI Standard B15.1.)

Variable Pitch Sheaves Instructions

Martin

Mounting and Adjusting Procedure

Double Groove Sheaves With External Key:

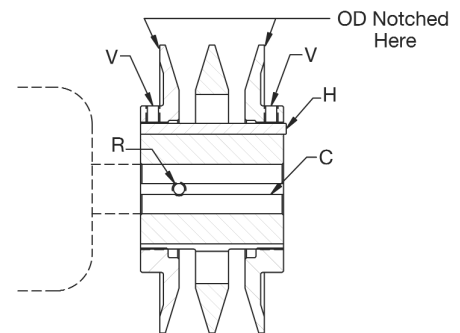
Mounting:

1. Make sure that the shaft, sheave bore, keys and keyways are free of burrs and paint.
2. Remove key "H" from sheave. Unscrew flanges until setscrew "R" is visible. If setscrew "R" is at an angle, flange may have to be removed in order to tighten it.
3. All sheaves should be mounted on the motor or driving shaft with the end containing the setscrew "R" toward the motor. If setscrew "R" is at an angle, mount away from motor.
4. Fit shaft key "C" between sheave and shaft, and lock setscrew "R" in place. Wrench torque 110 in.-lb. minimum - 130 in.-lb. maximum. Replace outboard flange.
5. Be sure the center flange of both the driving and driven sheaves are in alignment and shafts are parallel.
6. Total axial and parallel misalignment must not exceed $\frac{1}{4}^{\circ}$.

Adjusting:

Each flange of the sheave has a small notch on the O.D. of the flange. This mark is located directly over the keyway on the two adjustable flanges and over one of the keyways on the non-adjustable (center) flange. To obtain proper adjustments:

1. Loosen setscrews "V" in moving flanges and pull out key "H". (This key projects a small amount to provide a grip for removal.)
2. Rotate both movable flanges inward until they touch the center flange.
3. Locate the notch over the keyway on the center flange.
4. Open each movable flange until its notch is adjacent to the notch on the center flange. Be certain that neither movable flange is opened more than one full turn.
5. From the position obtained in Step 4, open each movable flange the same number of full or half turns until the desired number of turns is obtained. **Do not open more than five full turns for "A" belts or six full turns for "B" belts. (Except 2VP36 - 5 turns.)**
6. Replace key "H" and tighten setscrews "V". Wrench torque 110 in.-lb. minimum to 130 in.-lb. maximum.
7. Put on belts and adjust belt tension. (Do not force belts over flanges.)
8. Future adjustments should be made by loosening the belt tension and increasing or decreasing the pitch diameter of the sheave by half or full turns as required. Readjust belt tension before starting drive.
9. Two groove sheaves must have both halves adjusted by the same number of turns from the position established in Step 4 to ensure the same pitch diameter.
10. Be sure that all keys are in place and that all setscrews are torqued properly before starting drive. Check setscrews and belt tension after 24 hours service.



Key "H" projects to provide a grip for removal.
Do not operate sheave with flange projecting beyond the hub end.

WARNING: Because of the possible danger to person(s) or property from accidents which may result from the improper use of products, it is important that correct procedures be followed: Products must be used in accordance with the engineering information specified in the catalog. Proper installation, maintenance and operation procedures must be observed. The instructions given above must be followed. Inspections should be made as necessary to assure safe operation under prevailing conditions. All rotating power transmission products when used in a drive are potentially dangerous and must be guarded by the user as required by applicable laws, regulations, standards, and good safety practice. (Refer to ANSI Standard B15.1.)